

STATEMENT OF APPROPRIATIONS, ALLOTMENTS, OBLIGATIONS, DISBURSEMENTS AND BALANCES
As of the Quarter Ending SEPTEMBER 30, 2016

Department : OTHER EXECUTIVE OFFICE
Agency : COMMISSION ON HIGHER EDUCATION
Operating Unit : HEDFS and CHEDROs
Organization Code (: 260040100000
Funding Source Code : 03104369

Current Year Appropriations
Supplemental Appropriations
Continuing Appropriations

Particulars	UACS CODE	Appropriations			Allotments			Current Year Obligations				Current Year Disbursements				Balances					
		Authorized Appropriation	Adjustments (To)/ From/ Realignment	Adjusted Appropriations	Allotments Received	Adjustments (Withdrawal/ Realignment)	Transfer To	Transfer From	Adjusted Total Allotments	1st Quarter	2nd Quarter	3rd Quarter	TOTAL	1st Quarter	2nd Quarter	3rd Quarter	TOTAL	Unreleased Appropriations	Unobligated Allotment	Unpaid Obligations:	
		3	4	5=(3+4)	6	7		10=(6+(-7)-8+9)	11			15	16			20	21=(5-10)	22=(10-15)	23	24	
II. Automatic Appropriations																					
HEDF (F151)																					
MFO 1 - Higher Education Policy Services	3 01 00 0000	20,986,000.00	-	20,986,000.00	20,986,000.00	-	(948,685.00)	948,685.00	20,986,000.00	6,920,403.59	7,246,271.99	9,750,259.11	23,916,934.69	2,067,135.17	4,207,201.09	5,289,035.03	11,563,371.29	-	(2,930,934.69)	12,353,563.40	-
PAP 1 - Formulation of Higher Education Plan and Policies/Priorities on Research and Planning for a systematic documentation, publication and dissemination of information on Higher MOOE	3 01 01 0000	2,574,000.00	-	2,574,000.00	2,574,000.00	-	(750,935.00)	750,935.00	2,574,000.00	299,908.00	337,414.25	309,193.00	946,515.25	298,518.00	334,001.25	309,193.00	941,712.25	-	1,627,484.75	4,803.00	-
PAP 2 - Development of Strategies and Schemes to establish linkages with international institutions of higher education learning MOOE	3 01 02 0000	15,356,000.00	-	15,356,000.00	15,356,000.00	-	-	-	15,356,000.00	5,773,721.95	6,368,362.54	9,051,887.51	21,193,972.00	1,541,789.12	3,560,981.14	4,137,635.94	9,240,406.20	-	(5,837,972.00)	11,953,565.80	-
PAP 3 - Formulation of policies and guidelines on student affairs and provision of student services MOOE	3 01 03 0000	3,056,000.00	-	3,056,000.00	3,056,000.00	-	(197,750.00)	197,750.00	3,056,000.00	846,773.64	540,495.20	389,178.60	1,776,447.44	226,828.05	312,218.70	842,206.09	1,381,252.84	-	1,279,552.56	395,194.60	-
MFO 2 - Higher Education Development Services	3 02 00 0000	3,895,795,000.00	-	3,895,795,000.00	3,895,795,000.00	-	(244,961,961.98)	244,961,961.98	1,955,683,319.00	71,880,442.94	297,375,906.79	196,803,352.82	566,059,702.55	37,690,538.59	263,868,705.04	180,892,147.03	482,451,390.66	1,940,111,681.00	1,389,623,616.45	83,608,311.89	-
PAP 1 - Provision of Assistance to HEIs and external accrediting bodies MOOE	3 02 01 0000	566,591,000.00	-	566,591,000.00	311,591,000.00	-	(52,859,456.43)	52,859,456.43	311,591,000.00	43,466,904.60	27,518,234.44	31,300,871.77	102,286,010.81	14,307,360.25	12,252,629.42	27,724,959.46	54,284,949.13	255,000,000.00	209,304,989.19	48,001,061.68	-
PAP 2 - Provision of assistance, incentives/scholarship and grants MOOE	3 02 02 0000	2,128,230,000.00	-	2,128,230,000.00	1,021,558,319.00	-	(167,583,934.82)	167,583,934.82	1,021,558,319.00	27,441,887.45	240,789,655.48	113,177,074.67	381,408,617.60	22,832,057.80	225,119,536.70	97,689,364.56	345,640,959.05	1,106,671,681.00	640,149,701.40	35,767,658.54	-
PAP 3 - Provision of scholarship to faculty members and HEI administrators MOOE	3 02 03 0000	1,200,974,000.00	-	1,200,974,000.00	622,534,000.00	-	(24,518,570.73)	24,518,570.73	622,534,000.00	971,650.89	29,068,016.87	52,325,406.36	82,365,074.14	551,120.54	26,496,538.92	55,477,823.01	82,525,482.47	578,440,000.00	540,168,925.86	(160,406.33)	-
MFO 4 - Higher Education Regulation Services	3 04 00 0000	148,882,732.00	-	148,882,732.00	148,882,732.00	-	(9,541,781.84)	9,541,781.84	148,882,732.00	20,087,310.74	15,732,366.49	12,285,615.87	48,105,293.10	3,862,891.25	11,379,993.29	18,565,320.37	33,608,204.91	-	100,777,438.90	14,497,088.19	-
PAP 1 - Monitoring and evaluation of performance of higher education programs and institutions and provision of appropriate incentives as well as MOOE	3 04 01 0000	25,452,000.00	-	25,452,000.00	25,452,000.00	-	(4,252,628.69)	4,252,628.69	25,452,000.00	5,582,725.87	4,282,626.87	3,329,174.07	13,194,526.81	826,483.43	3,830,204.55	4,597,419.50	9,256,107.48	-	12,257,473.19	3,938,419.33	-
CO	5 06 0404001	1,471,732.00	-	1,471,732.00	1,471,732.00	-	-	-	1,471,732.00	-	-	-	-	-	-	-	-	-	1,471,732.00	-	-
PAP 2 - Development of standards for higher education programs and institutions MOOE	3 04 02 0000	121,959,000.00	-	121,959,000.00	121,959,000.00	-	(5,289,153.15)	5,289,153.15	121,959,000.00	14,504,584.87	11,449,739.62	8,956,441.80	34,910,766.29	2,834,407.82	7,549,788.74	13,967,900.87	24,352,097.43	-	87,048,233.71	10,558,668.86	-
HEDF (F151)		4,064,192,000.00	-	4,064,192,000.00	2,124,080,319.00	-	(255,452,428.82)	255,452,428.82	2,124,080,319.00	98,888,157.27	320,354,545.27	218,839,227.80	638,081,930.34	43,420,565.01	101,282,919.40	204,746,502.43	527,622,966.86	1,940,111,681.00	1,485,998,388.66	110,458,963.48	-
CO		1,471,732.00	-	1,471,732.00	1,471,732.00	-	-	-	1,471,732.00	-	-	-	-	-	-	-	-	-	1,471,732.00	-	-
GRAND TOTAL		4,065,663,732.00	-	4,065,663,732.00	2,125,552,051.00	-	(255,452,428.82)	255,452,428.82	2,125,552,051.00	98,888,157.27	320,354,545.27	218,839,227.80	638,081,930.34	43,420,565.01	279,455,899.42	204,746,502.43	527,622,966.86	1,940,111,681.00	1,487,470,120.66	110,458,963.48	-
MOOE		4,064,192,000.00	-	4,064,192,000.00	2,124,080,319.00	-	(255,452,428.82)	255,452,428.82	2,124,080,319.00	98,888,157.27	320,354,545.27	218,839,227.80	638,081,930.34	43,420,565.01	101,282,919.40	204,746,502.43	527,622,966.86	1,940,111,681.00	1,487,470,120.66	110,458,963.48	-
CO		1,471,732.00	-	1,471,732.00	1,471,732.00	-	-	-	1,471,732.00	-	-	-	-	-	-	-	-	-	1,471,732.00	-	-
MFO 1		20,986,000.00	-	20,986,000.00	20,986,000.00	-	(948,685.00)	948,685.00	20,986,000.00	6,920,403.59	7,246,271.99	9,750,259.11	23,916,934.69	2,067,135.17	4,207,201.09	5,289,035.03	11,563,371.29	-	(2,930,934.69)	12,353,563.40	-
MFO 2		3,895,795,000.00	-	3,895,795,000.00	1,955,683,319.00	-	(244,961,961.98)	244,961,961.98	1,955,683,319.00	71,880,442.94	297,375,906.79	196,803,352.82	566,059,702.55	37,690,538.59	263,868,705.04	180,892,147.03	482,451,390.66	1,940,111,681.00	1,389,623,616.45	83,608,311.89	-
MFO 4		148,882,732.00	-	148,882,732.00	148,882,732.00	-	(9,541,781.84)	9,541,781.84	148,882,732.00	20,087,310.74	15,732,366.49	12,285,615.87	48,105,293.10	3,862,891.25	11,379,993.29	18,565,320.37	33,608,204.91	-	100,777,438.90	14,497,088.19	-

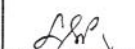
NOTE: Exclusive of FARs from CHEDROs VI, VII, IX, X, & XI due to non-submission on the set deadline.


Certified Correct:

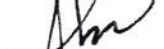
Certified Correct:


Recommending Approval:

Approved By:


LEANA D.S. PATUNGAN
Administrative Officer V
Date: 30-Jun-16


MYRA PAZ B. MANALO
Chief Accountant
Date:


LUISA S. VALENCIA
OIC-Director
Date:


PATRICIA B. LICUANAN, Ph.D.
Chairperson
Date: