

SUMMARY OF APPROPRIATIONS, ALLOTMENTS, OBLIGATIONS, DISBURSEMENTS AND BALANCES BY OBJECT OF EXPENDITURES
As of the Quarter Ending June 30, 2016

FAR No. 1-A


Department : Other Executive Office
 Agency : Commission on Higher Education
 Operating Unit :
 Organization Code (UACS) : 26 004 00 00000
 Funding Source Code (as clustered) : 01 1 01 101
 (e.g. Old Fund Code: 101,102, 151)


	Current Year Appropriations
	Continuing Appropriations
	Supplemental Appropriations

Particulars	UACS CODE	Appropriations			Allotments					Current Year Obligations				
		Authorized Appropriation	Adjustments (Transfer To/From, Realignment)	Adjusted Appropriations	Allotments Received	Adjustments: (Withdrawal) Realignment	Transfer To	Transfer From	Adjusted Total Allotments	1st Quarter Ending March 31	2nd Quarter Ending June 30	3rd Quarter Ending Sept. 30	4th Quarter Ending Dec. 31	Total
1	2	3	4	5=(3+4)	6	7	8	9	10=[(6+(-)7)-8+9]	11	12	13	14	15=(11+12+13+14)
SUMMARY														
A. AGENCY SPECIFIC BUDGET														
Maintenance & Other Operating Expenses		315,263,863.18	-	315,263,863.18	315,263,863.18	-	96,104,983.50	96,104,983.50	315,263,863.18	146,678,531.95	41,482,946.88	-	-	186,161,478.83
Travelling Expenses														
Travel Expenses-Local	5020101000	2,479,803.75	-	2,479,803.75	2,479,803.75	(107,749.30)	-	-	2,372,054.45	258,560.04	345,947.06	-	-	604,507.10
Travel Expenses-Foreign	5-02-01-020-00	-	-	-	-	155,297.09	-	-	155,297.09	155,297.09	-	-	-	155,297.09
Training and Scholarship Expenses														
Training Expenses	5020201000	33,554,890.38	-	33,554,890.38	33,554,890.38	-	-	-	33,554,890.38	25,316.75	24,000.00	-	-	49,316.75
Supplies & Materials Expenses														
Office Supplies Expenses	5020301000	850,569.81	-	850,569.81	850,569.81	(150,000.00)	-	-	700,569.81	118,918.10	253,939.06	-	-	372,857.16
Accountable Forms Expenses	5020302000	-	-	-	-	-	-	-	-	-	-	-	-	-
Food Expenses	5-02-03-050-00	-	-	-	-	-	-	-	-	-	-	-	-	-
Drugs and Medicines Expenses	5020307000	-	-	-	-	-	-	-	-	-	-	-	-	-
Fuel, Oil and Lubricants Expenses	5020309000	11,287.24	-	11,287.24	11,287.24	12,412.29	-	-	23,699.53	20,896.67	10,630.39	-	-	31,527.06
Other Supplies & Materials Expenses	5020399000	-	-	-	-	421,218.66	91,500.00	-	329,718.66	329,718.66	4,040.00	-	-	333,758.66
Utility Expenses														
Water Expenses	5020401000	664,624.62	-	664,624.62	664,624.62	5,834.51	-	-	670,459.13	129,802.46	9,719.17	-	-	139,521.63
Electricity Expenses	5020402000	1,509,872.17	-	1,509,872.17	1,509,872.17	209,186.58	-	-	1,719,058.75	516,351.00	207,742.72	-	-	724,093.72
Communication Expenses														
Postage and Courier Services	5020501000	10,691.48	-	10,691.48	10,691.48	1,660.00	-	-	12,351.48	11,411.58	1,484.94	-	-	12,896.52
Landline	5020502002	563,117.79	-	563,117.79	563,117.79	124,905.49	-	-	688,023.28	240,153.60	39,595.00	-	-	279,748.60
Mobile Expenses	5020502001	431,156.13	-	431,156.13	431,156.13	4,876.20	-	-	436,032.33	187,807.29	61,623.40	-	-	249,430.69
Internet Subscription Expenses	5020503000	847,662.34	-	847,662.34	847,662.34	(11,600.00)	-	-	836,062.34	27,438.00	13,157.00	-	-	40,595.00
Cable, Satellite, Telegraph and Radio Expenses	5-02-05-040-00	-	-	-	-	1,785.00	-	-	1,785.00	1,785.00	320.00	-	-	2,105.00
Membership Dues and Contributions to Organization	5029906000	-	-	-	-	-	-	-	-	-	-	-	-	-
Awards/Rewards Expenses	5-02-05-010-00	-	-	-	-	-	-	-	-	-	-	-	-	-
Extraordinary & Miscellaneous Expenses	5021003000	67,771.46	-	67,771.46	67,771.46	-	-	-	67,771.46	3,000.00	-	-	-	3,000.00
Professional Services														
Legal Services	5021101000	-	-	-	-	-	-	-	-	-	-	-	-	-
Auditing Services	5021102000	-	-	-	-	2,040.15	-	-	2,040.15	2,040.15	-	-	-	2,040.15
Consultancy Services	5-02-11-030-00	-	-	-	-	-	-	-	-	-	-	-	-	-
Other Professional Services	5021199000	8,135,054.46	-	8,135,054.46	8,135,054.46	(224,894.66)	-	-	7,910,159.80	407,853.28	441,738.11	-	-	849,591.39
Environment/Sanitary Services	5-02-13-010-00	-	-	-	-	-	-	-	-	-	-	-	-	-

Particulars	UACS CODE	Appropriations			Allotments					Current Year Obligations				
		Authorized Appropriation	Adjustments (Transfer To)/From Realignment	Adjusted Appropriations	Allotments Received	Adjustments: (Withdrawal) Realignment	Transfer To	Transfer From	Adjusted Total Allotments	1st Quarter Ending March 31	2nd Quarter Ending June 30	3rd Quarter Ending Sept. 30	4th Quarter Ending Dec. 31	Total
1	2	3	4	5=(3+4)	6	7	8	9	10=[(6+ (-)7) -8+9]	11	12	13	14	15=(11+12+13+14)
General Services														
Janitorial Services	5021202000	53,146.20	-	53,146.20	53,146.20	-	-	-	53,146.20	-	-	-	-	-
Security Services	5021203000	853,907.65	-	853,907.65	853,907.65	-	-	-	853,907.65	22,000.00	-	-	-	22,000.00
Other General Services	5021299099	3,100.00	-	3,100.00	3,100.00	-	-	-	3,100.00	-	-	-	-	-
Repairs & Maintenance (Specify object)														
RM - Buildings & Other Structures	5-02-13-040-01	27,408.51	-	27,408.51	27,408.51	-	-	-	27,408.51	1,500.00	67,604.00	-	-	69,104.00
RM - Investment Property	5021301000	377,210.00	-	377,210.00	377,210.00	-	-	-	377,210.00	-	-	-	-	-
RM - Machinery & Equipment	5-02-13-050-01	12,720.00	-	12,720.00	12,720.00	-	-	-	12,720.00	-	3,500.00	-	-	3,500.00
Office Equipment	5021305002	-	-	-	-	-	-	-	-	-	-	-	-	-
RM - IT Equipment and Software	5021305003	-	-	-	-	-	-	-	-	-	-	-	-	-
RM - Motor Vehicle	5021306001	10,568.93	-	10,568.93	10,568.93	11,365.00	-	-	21,933.93	11,365.00	-	-	-	11,365.00
RM - Furniture & Fixtures	5-02-13-070-00	17,680.00	-	17,680.00	17,680.00	-	-	-	17,680.00	-	7,400.00	-	-	7,400.00
RM - Other Property, Plant & Equipment	5-02-13-990-99	3,274.98	-	3,274.98	3,274.98	-	-	-	3,274.98	-	-	-	-	-
Communication Networks	5-02-14-040-07	12,000,000.00	-	12,000,000.00	12,000,000.00	-	-	-	12,000,000.00	-	-	-	-	-
Subsidies - Others	5-02-14-990-00	-	-	-	-	-	-	-	-	-	-	-	-	-
Taxes, Insurance Premiums and Other Fees														
Taxes, Duties and Licenses	5021501001	88,069.51	-	88,069.51	88,069.51	(25,165.96)	-	-	62,903.55	-	-	-	-	-
Fidelity Bond Premiums	5021502000	30,000.00	-	30,000.00	30,000.00	-	-	-	30,000.00	20,250.00	-	-	-	20,250.00
Insurance Expenses	5021503000	3,284.90	-	3,284.90	3,284.90	17,151.74	-	-	20,436.64	-	722,014.70	-	-	722,014.70
Advertising Expenses	5029901000	84,045.40	-	84,045.40	84,045.40	-	-	-	84,045.40	-	-	-	-	-
Printing and Publication Expenses	5029902000	77,135.84	-	77,135.84	77,135.84	97,000.00	-	-	174,135.84	97,000.00	-	-	-	97,000.00
Representation Expenses	5029903000	664,225.59	-	664,225.59	664,225.59	3,911,687.49	-	-	4,575,913.08	4,000,876.36	164,220.53	-	-	4,165,096.89
Transportation and Delivery Expenses	5029904000	23,500.00	-	23,500.00	23,500.00	-	-	-	23,500.00	-	12,931.29	-	-	12,931.29
Rents - Buildings and Structures	5-02-99-050-01	-	-	-	-	35,000.00	-	-	35,000.00	35,000.00	-	-	-	35,000.00
Rents - Equipment	5029905004	871,097.28	-	871,097.28	871,097.28	238,540.77	-	-	1,109,638.05	250,905.57	14,060.84	-	-	264,966.41
Rent Expenses- Living Quarters (4B)	5-02-99-050-05	-	-	-	-	-	-	-	-	-	-	-	-	-
Rent/Lease Expenses	5-02-99-050-01	86,130.00	-	86,130.00	86,130.00	-	-	-	86,130.00	23,530.71	20,787.01	-	-	44,317.72
Membership Dues and Contributions to Organization	5029906000	8,000.00	-	8,000.00	8,000.00	-	-	-	8,000.00	-	-	-	-	-
Other Subscription Expenses	5029907099	288,686.15	-	288,686.15	288,686.15	(144,079.00)	-	-	144,607.15	8,750.00	-	-	-	8,750.00
Other Maintenance and Operating Expenses	5-02-99-990-00	29,647.19	-	29,647.19	29,647.19	-	-	-	29,647.19	9,000.00	-	-	-	9,000.00
Donations	5-02-99-080-00	250,524,523.42	-	250,524,523.42	250,524,523.42	(4,586,472)	96,013,484	96,104,984	246,029,551.37	139,762,005	39,074,670	-	-	178,836,674.43
GRAND TOTAL		315,263,863.18	-	315,263,863.18	315,263,863.18	-	96,013,484	96,104,984	315,263,863.18	146,678,531.95	41,501,125.01	-	-	188,179,656.96

Certified Correct:


VIOLETA B. GALO
 Chief Administrative Officer
 Budget Officer


MIRRIAM V. MIRANDA
 Chief Accountant
 Accounting Division


Department : Other Executive Office
 Agency : Commission on Higher Education
 Operating Unit :
 Organization Code (UACS) : 26 004 00 00000
 Funding Source Code (as clustered) : 01 1 01 101
 (e.g. Old Fund Code: 101,102, 151)

	Current Year Appropriations
	Continuing Appropriations
	Supplemental Appropriations

Particulars	UACS CODE	Current Year Disbursements					Balances			
		1st Quarter	2nd Quarter	3rd Quarter	4th Quarter	Total	Unreleased Appropriations	Unobligated Allotment	Unpaid Obligations (15-20) = (23+24)	
		Ending March 31	Ending June 30	Ending Sept. 30	Ending Dec. 31				Due and Demandable	Not Yet Due and Demandable
1	2	16	17	18	19	20=(16+17+18+19)	21=(5-10)	22=(10-15)	23	24
SUMMARY										
A. AGENCY SPECIFIC BUDGET										
Maintenance & Other Operating Expenses		116,911,986.53	54,271,228.36	-	-	171,183,214.88	0.00	127,102,384.35	16,978,263.95	-
Travelling Expenses										
Travel Expenses-Local	5020101000	213,092.07	370,921.90	-	-	584,013.97	107,749.30	1,767,547.35	20,493.13	-
Travel Expenses-Foreign	5-02-01-020-00	155,297.09	-	-	-	155,297.09	(155,297.09)	-	-	-
Training and Scholarship Expenses										
Training Expenses	5020201000	25,316.75	24,000.00	-	-	49,316.75	-	33,505,573.63	-	-
Supplies & Materials Expenses										
Office Supplies Expenses	5020301000	118,918.10	253,939.06	-	-	372,857.16	150,000.00	327,712.65	-	-
Accountable Forms Expenses	5020302000	-	-	-	-	-	-	-	-	-
Food Expenses	5-02-03-050-00	-	-	-	-	-	-	-	-	-
Drugs and Medicines Expenses	5020307000	-	-	-	-	-	-	-	-	-
Fuel, Oil and Lubricants Expenses	5020309000	20,896.67	10,630.39	-	-	31,527.06	(12,412.29)	(7,827.53)	-	-
Other Supplies & Materials Expenses	5020399000	329,718.66	4,040.00	-	-	333,758.66	(329,718.66)	(4,040.00)	-	-
Utility Expenses										
Water Expenses	5020401000	129,802.46	9,719.17	-	-	139,521.63	(5,834.51)	530,937.50	-	-
Electricity Expenses	5020402000	509,933.83	214,159.89	-	-	724,093.72	(209,186.58)	994,965.03	-	-
Communication Expenses										
Postage and Courier Services	5020501000	11,401.58	1,484.94	-	-	12,886.52	(1,660.00)	(545.04)	10.00	-
Landline	5020502002	231,788.05	44,604.09	-	-	276,392.14	(124,905.49)	408,274.68	3,356.46	-
Mobile Expenses	5020502001	187,807.29	52,281.43	-	-	240,088.72	(4,876.20)	186,601.64	9,341.97	-
Internet Subscription Expenses	5020503000	27,438.00	13,157.00	-	-	40,595.00	11,600.00	795,467.34	-	-
Cable, Satellite, Telegraph and Radio Expenses	5-02-05-040-00	1,785.00	320.00	-	-	2,105.00	(1,785.00)	(320.00)	-	-
Membership Dues and Contributions to Organization	5029906000	-	-	-	-	-	-	-	-	-
Awards/Rewards Expenses	5-02-06-010-00	-	-	-	-	-	-	-	-	-
Extraordinary & Miscellaneous Expenses	5021003000	3,000.00	-	-	-	3,000.00	-	64,771.46	-	-
Professional Services										
Legal Services	5021101000	-	-	-	-	-	-	-	-	-
Auditing Services	5021102000	2,040.15	-	-	-	2,040.15	(2,040.15)	-	-	-
Consultancy Services	5-02-11-030-00	-	-	-	-	-	-	-	-	-
Other Professional Services	5021199000	407,853.28	441,738.11	-	-	849,591.39	224,894.66	7,060,568.41	-	-
Environment/Sanitary Services	5-02-12-010-00	-	-	-	-	-	-	-	-	-

Particulars	UACS CODE	Current Year Disbursements					Total	Unreleased Appropriations	Unobligated Allotment	Balances		
		1st Quarter	2nd Quarter	3rd Quarter	4th Quarter	Unpaid Obligations (15-20) = (23+24)				Due and Demandable	Not Yet Due and Demandable	
		Ending March 31	Ending June 30	Ending Sept. 30	Ending Dec. 31							
1	2	16	17	18	19	20=(16+17+18+19)	21=(5-10)	22=(10-15)	23	24		
General Services		-	-	-	-	-	-	-	-	-	-	-
Janitorial Services	5021202000	-	-	-	-	-	-	53,146.20	-	-	-	-
Security Services	5021203000	22,000.00	-	-	-	22,000.00	-	831,907.85	-	-	-	-
Other General Services	5021299099	-	-	-	-	-	-	3,100.00	-	-	-	-
Repairs & Maintenance (Specify object)		-	-	-	-	-	-	-	-	-	-	-
RM - Buildings & Other Structures	5-02-13-040-01	1,500.00	67,604.00	-	-	69,104.00	-	(41,695.49)	-	-	-	-
RM - Investment Property	5021301000	-	-	-	-	-	-	377,210.00	-	-	-	-
RM - Machinery & Equipment	5-02-13-050-01	-	3,500.00	-	-	3,500.00	-	9,220.00	-	-	-	-
Office Equipment	5021305002	-	-	-	-	-	-	-	-	-	-	-
RM - IT Equipment and Software	5021305003	-	-	-	-	-	-	-	-	-	-	-
RM -Motor Vehicle	5021306001	1,040.00	12,931.29	-	-	13,971.29	(11,365.00)	10,568.93	(2,606.29)	-	-	-
RM - Furniture & Fixtures	5-02-13-070-00	-	7,400.00	-	-	7,400.00	-	10,280.00	-	-	-	-
RM - Other Property, Plant & Equipment	5-02-13-990-99	-	-	-	-	-	-	3,274.98	-	-	-	-
Communication Networks	5-02-14-040-07	-	-	-	-	-	-	12,000,000.00	-	-	-	-
Subsidies - Others	5-02-14-990-00	-	-	-	-	-	-	-	-	-	-	-
Taxes, Insurance Premiums and Other Fees		-	-	-	-	-	-	-	-	-	-	-
Taxes, Duties and Licenses	5021501001	-	-	-	-	-	25,165.96	62,903.55	-	-	-	-
Fidelity Bond Premiums	5021502000	20,250.00	-	-	-	20,250.00	-	9,750.00	-	-	-	-
Insurance Expenses	5021503000	-	722,014.70	-	-	722,014.70	(17,151.74)	(718,729.80)	17,151.74	-	-	-
Advertising Expenses	5029901000	-	-	-	-	-	-	84,045.40	-	-	-	-
Printing and Publication Expenses	5029902000	97,000.00	-	-	-	97,000.00	(97,000.00)	77,135.84	-	-	-	-
Representation Expenses	5029903000	686,120.88	3,478,536.01	-	-	4,164,656.89	(3,911,687.49)	446,146.06	(34,889.87)	-	-	-
Transportation and Delivery Expenses	5029904000	-	-	-	-	-	-	10,568.71	12,931.29	-	-	-
Rents - Buildings and Structures	5-02-99-050-01	35,000.00	-	-	-	35,000.00	(35,000.00)	-	-	-	-	-
Rents - Equipment	5029905004	246,400.68	14,060.84	-	-	260,461.52	(238,540.77)	844,671.64	4,504.89	-	-	-
Rent Expenses- Living Quarters (4B)	5-02-99-050-05	-	-	-	-	-	-	-	-	-	-	-
Rent/Lease Expenses	5-02-99-050-01	23,530.71	20,787.01	-	-	44,317.72	-	41,812.28	-	-	-	-
Membership Dues and Contributions to Organization	5029906000	-	-	-	-	-	-	8,000.00	-	-	-	-
Other Subscription Expenses	5029907099	8,750.00	-	-	-	8,750.00	144,079.00	135,857.15	-	-	-	-
Other Maintenance and Operating Expenses	5-02-99-990-00	9,000.00	-	-	-	9,000.00	-	20,647.19	-	-	-	-
Donations	5-02-99-080-00	113,385.305	48,503.399	-	-	161,888.703.80	4,494,972.05	67,192,876.94	16,947,970.63	-	-	-
GRAND TOTAL		116,911,986.53	54,271,228.35	-	-	171,183,214.88	0.00	127,102,384.35	16,976,263.95	-	-	-

Recommending Approval:


LUISA S. VALENCIA
 Director IV
 Administrative, Financial and Management Services

Approved By:


ATTY. JULIO D. VITRIOLO, CESO III
 Executive Director IV