

SUMMARY OF APPROPRIATIONS, ALLOTMENTS, OBLIGATIONS, DISBURSEMENTS AND BALANCES BY OBJECT OF EXPENDITURES
As of the Quarter Ending June 30, 2016

FAR No. 1-A

Department : Other Executive Office
 Agency : Commission on Higher Education
 Operating Unit :
 Organization Code (UACS) : 26 004 00 00000
 Funding Source Code (as clustered) : 01 1 01 101
 (e.g. Old Fund Code: 101,102, 151)

	Current Year Appropriations
	Supplemental Appropriations
	Continuing Appropriations


Particulars	UACS CODE	Appropriations			Allotments					Current Year Obligations				
		Authorized Appropriation	Adjustments (Transfer To/From, Realignment)	Adjusted Appropriations	Allotments Received	Adjustments: (Withdrawal) Realignment	Transfer To	Transfer From	Adjusted Total Allotments	1st Quarter Ending March 31	2nd Quarter Ending June 30	3rd Quarter Ending Sept. 30	4th Quarter Ending Dec. 31	Total
1	2	3	4	5=(3+4)	6	7	8	9	10=[(6+(-)7)-8+9]	11	12	13	14	15=(11+12+13+14)
SUMMARY														
A. AGENCY SPECIFIC BUDGET														
Personnel Services		238,033,000.00	-	238,033,000.00	237,159,000.00	(0.00)	4,300.00	4,300.00	237,159,000.00	61,531,808.24	69,017,073.97	-	-	130,548,882.21
Salaries and Wages														
Basic Salary - Civilian	5010101001	186,145,000.00	-	186,145,000.00	186,145,000.00	(809,733.83)	2,150.00	2,150.00	185,335,266.17	53,531,886.10	55,089,674.41	-	-	108,621,560.51
Salaries and Wages - Contractual	50101-01-020-00	-	-	-	-	-	-	-	-	-	-	-	-	-
Other Compensation														
PERA - Civilian	5010201001	11,712,000.00	-	11,712,000.00	11,712,000.00	-	-	-	11,712,000.00	3,002,870.96	3,018,684.46	-	-	6,021,555.42
Representation Allowance (RA)	5010202000	5,850,000.00	-	5,850,000.00	5,850,000.00	-	-	-	5,850,000.00	1,721,806.45	1,582,300.00	-	-	3,304,106.45
Transportation Allowance (TA)	5010203001	5,850,000.00	-	5,850,000.00	5,850,000.00	-	-	-	5,850,000.00	1,221,598.74	1,401,889.10	-	-	2,623,487.84
Clothing/Uniform Allowance - Civilian	5010204001	1,570,000.00	-	1,570,000.00	1,570,000.00	147,000.00	-	-	1,717,000.00	914,000.00	1,745,000.00	-	-	2,659,000.00
Quarters Allowance	5-01-02-070-01	870,000.00	-	870,000.00	870,000.00	-	-	-	870,000.00	7,500.00	7,500.00	-	-	15,000.00
Productivity Enhancement Incentive - Civilian	5010299012	2,440,000.00	-	2,440,000.00	2,440,000.00	(49,213.54)	-	-	2,390,786.46	-	-	-	-	-
Loyalty Pay	5-01-02-120-01	-	-	-	-	-	-	-	-	-	-	-	-	-
Honoraria	5-01-02-100-01	722,000.00	-	722,000.00	722,000.00	-	-	-	722,000.00	38,400.00	39,900.00	-	-	78,300.00
Longevity Pay	5-01-02-120-01	-	-	-	-	52,213.54	-	-	52,213.54	62,213.54	-	-	-	62,213.54
Overtime Pay	5-01-02-130-01	-	-	-	-	422,668.92	-	-	422,668.92	74,168.48	377,128.22	-	-	451,296.70
Bonus - Civilian	5010214001	15,511,000.00	-	15,511,000.00	15,511,000.00	-	-	-	15,511,000.00	-	3,807,383.92	-	-	3,807,383.92
Cash Gift - Civilian	5010215001	2,440,000.00	-	2,440,000.00	2,440,000.00	-	-	-	2,440,000.00	-	60,000.00	-	-	60,000.00
Productivity Enhancement Incentive	5-01-02-990-12	-	-	-	-	66,758.00	-	-	66,758.00	-	66,758.00	-	-	66,758.00
Other Bonuses and Allowances	5-01-02-990-14	-	-	-	-	-	-	-	-	6,900.00	-	-	-	6,900.00
Personnel Benefit Contributions														
Pag-IBIG - Civilian	5010302001	586,000.00	-	586,000.00	586,000.00	-	400.00	400.00	586,000.00	195,101.75	143,564.50	-	-	338,666.25
PhilHealth - Civilian	5010303001	1,585,000.00	-	1,585,000.00	1,585,000.00	-	1,750.00	1,750.00	1,585,000.00	534,375.00	513,637.50	-	-	1,048,012.50
ECIP - Civilian	5010304001	586,000.00	-	586,000.00	586,000.00	-	-	-	586,000.00	152,300.00	158,200.00	-	-	310,500.00
Other Personnel Benefits														
Terminal Leave Benefits	5-01-04-030-01	1,347,000.00	-	1,347,000.00	473,000.00	-	-	-	473,000.00	-	486,969.82	-	-	486,969.82
Lump-sum for Step Increments - Length of Service	5010499010	465,000.00	-	465,000.00	465,000.00	-	-	-	465,000.00	7,015.00	8,564.94	-	-	15,579.94
Step Increment - Meritorious Performance		354,000.00	-	354,000.00	354,000.00	-	-	-	354,000.00	-	-	-	-	-
Other Personnel Benefits	5-01-04-990-99	-	-	-	-	170,306.91	-	-	170,306.91	51,672.22	499,919.10	-	-	551,591.32
Monetization		-	-	-	-	-	-	-	-	-	-	-	-	-
Other Personnel Benefits - Loyalty Pay (r2)	5-01-04-990-99	-	-	-	-	-	-	-	-	10,000.00	10,000.00	-	-	20,000.00
Collective Negotiation Agreement	5-01-02-990-11	-	-	-	-	-	-	-	-	-	-	-	-	-


Particulars	UACS CODE	Appropriations			Allotments					Current Year Obligations				
		Authorized Appropriation	Adjustments (Transfer To/From, Realignment)	Adjusted Appropriations	Allotments Received	Adjustments: (Withdrawal) Realignment	Transfer To	Transfer From	Adjusted Total Allotments	1st Quarter Ending March 31	2nd Quarter Ending June 30	3rd Quarter Ending Sept. 30	4th Quarter Ending Dec. 31	Total
1	2	3	4	5=(3+4)	6	7	8	9	10={6+(-7)-8+9}	11	12	13	14	15=(11+12+13+14)
Maintenance & Other Operating Expenses		5,261,427,000.00	-	5,261,427,000.00	5,261,427,000.00	-	#####	#####	5,261,427,000.00	63,819,321.67	351,549,786.50	-	-	415,469,108.17
Traveling Expenses														
Travel Expenses-Local	5020101000	52,633,000.00	-	52,633,000.00	52,633,000.00	(806,483.37)	2,984,441.50	19,293,615.50	68,135,690.63	3,903,467.03	10,717,943.88	-	-	14,621,410.91
Travel Expenses-Foreign	5-02-01-020-00	5,125,000.00	-	5,125,000.00	5,125,000.00	84,763.76	-	8,100.00	5,217,863.76	2,318,630.10	326,206.09	-	-	2,644,836.19
Training and Scholarship Expenses														
Training Expenses	5020201000	15,660,000.00	-	15,660,000.00	15,660,000.00	(48,628.74)	-	80,000.00	15,691,371.26	728,405.00	614,612.99	-	-	1,343,017.99
Scholarship Grants/Expenses		200,379,000.00	-	200,379,000.00	200,379,000.00	-	-	-	200,379,000.00	-	-	-	-	-
Supplies & Materials Expenses														
Office Supplies Expenses	5020301000	22,967,000.00	-	22,967,000.00	22,967,000.00	(271,003.70)	1,941,678.80	1,015,677.80	21,769,995.30	3,695,909.33	3,886,848.67	-	-	7,582,758.00
Accountable Forms Expenses	5020302000	1,461,000.00	-	1,461,000.00	1,461,000.00	(142,404.04)	-	-	1,318,595.96	50,082.47	124,400.00	-	-	174,482.47
Food Expenses	5-02-03-050-00	-	-	-	-	-	-	-	-	-	-	-	-	-
Drugs and Medicines Expenses	5020307000	455,000.00	-	455,000.00	455,000.00	-	-	-	455,000.00	13,416.30	15,067.50	-	-	28,483.80
Fuel, Oil and Lubricants Expenses	5020309000	4,236,000.00	-	4,236,000.00	4,236,000.00	(217,609.23)	49,680.00	36,680.00	4,005,390.77	284,556.57	578,639.72	-	-	863,196.29
Other Supplies & Materials Expenses	5020399000	4,185,000.00	-	4,185,000.00	4,185,000.00	374,835.47	1,515,549.00	409,500.00	3,453,786.47	590,132.98	1,778,301.76	-	-	2,368,434.74
SEMI EXPANDABLES														
ICTE EXPENSES														
ICTE EXPENSES	5020321003	-	-	-	-	-	-	-	-	-	21,589.00	-	-	21,589.00
Utility Expenses														
Water Expenses	5020401000	7,497,000.00	-	7,497,000.00	7,497,000.00	(109,000.00)	-	-	7,388,000.00	300,359.22	648,982.01	-	-	41,103.83
Electricity Expenses	5020402000	18,618,000.00	-	18,618,000.00	18,618,000.00	176,046.52	-	-	18,794,046.52	2,327,408.24	3,827,851.43	-	-	6,155,259.67
Communication Expenses														
Postage and Courier Services	5020501000	961,000.00	-	961,000.00	961,000.00	193,369.97	219,392.05	84,892.05	1,019,869.97	219,715.92	345,747.78	-	-	565,463.70
Landline	5020502002	5,701,000.00	-	5,701,000.00	5,701,000.00	43,212.00	343,600.00	61,400.00	5,462,012.00	597,157.83	933,344.97	-	-	1,530,502.80
Mobile Expenses	5020502001	4,049,000.00	-	4,049,000.00	4,049,000.00	(73,224.92)	61,400.00	120,600.00	4,034,975.08	410,332.71	844,380.37	-	-	1,254,713.08
Internet Subscription Expenses	5020503000	5,457,000.00	-	5,457,000.00	5,457,000.00	(85,400.00)	76,900.00	-	5,294,700.00	408,279.65	294,568.51	-	-	702,848.16
Cable, Satellite, Telegraph and Radio Expenses	5-02-05-040-00	-	-	-	-	4,179.00	-	-	4,179.00	5,499.98	9,428.99	-	-	14,928.97
Membership Dues and Contributions to Organizations	5029906000	20,000.00	-	20,000.00	20,000.00	(2,000.00)	-	-	18,000.00	-	7,500.00	-	-	7,500.00
Awards/Rewards Expenses	5-02-06-010-00	-	-	-	-	2,000.00	-	-	2,000.00	2,000.00	-	-	-	2,000.00
Extraordinary & Miscellaneous Expenses														
Extraordinary & Miscellaneous Expenses	5021003000	4,012,000.00	-	4,012,000.00	4,012,000.00	338,600.00	-	-	4,350,600.00	1,038,518.97	1,195,157.12	-	-	2,233,676.09
Professional Services														
Legal Services	5021101000	1,656,000.00	-	1,656,000.00	1,656,000.00	(4,350.00)	-	-	1,651,650.00	45,700.00	343,270.00	-	-	388,970.00
Auditing Services	5021102000	248,000.00	-	248,000.00	248,000.00	(3,000.00)	-	-	245,000.00	39,558.83	80,776.36	-	-	120,335.19
Consultancy Services	5-02-11-030-00	23,368,000.00	-	23,368,000.00	23,368,000.00	64,235.00	-	-	23,432,235.00	4,317,087.08	1,487,437.84	-	-	5,804,524.92
Other Professional Services	5021199000	117,236,000.00	-	117,236,000.00	117,236,000.00	(557,753.11)	13,672,253.00	7,012,400.00	110,018,393.89	23,373,065.53	5,436,420.02	-	-	28,809,485.55
Environment/Sanitary Services	5-02-12-010-00	-	-	-	-	-	-	-	-	-	-	-	-	-
General Services														
Janitorial Services	5021202000	4,704,000.00	-	4,704,000.00	4,704,000.00	(174,160.44)	2,400.00	-	4,527,439.56	3,678,144.83	299,716.75	-	-	3,977,861.58
Security Services	5021203000	8,277,000.00	-	8,277,000.00	8,277,000.00	593,252.14	-	200.00	8,870,452.14	7,421,717.37	1,357,107.25	-	-	8,778,824.62
Other General Services	5021299099	1,109,000.00	-	1,109,000.00	1,109,000.00	6,906.56	3,600.00	761,780.00	1,874,086.56	999,390.77	631,195.06	-	-	1,630,585.83
Repairs & Maintenance (Specify object)														
RM - Buildings & Other Structures	5-02-13-040-01	50,000.00	-	50,000.00	50,000.00	484,958.88	-	-	534,958.88	170,572.09	396,495.00	-	-	567,067.09
RM - Investment Property	5021301000	800,000.00	-	800,000.00	800,000.00	476,880.00	210,000.00	-	1,066,880.00	-	-	-	-	-
RM - Machinery & Equipment	5-02-13-050-01	100,000.00	-	100,000.00	100,000.00	109,199.75	-	-	209,199.75	46,279.75	65,989.75	-	-	112,269.50
Office Equipment	5021305002	810,000.00	-	810,000.00	810,000.00	129,050.00	63,000.00	-	876,050.00	14,342.00	92,516.00	-	-	106,858.00
RM - IT Equipment and Software	5021305003	402,000.00	-	402,000.00	402,000.00	10,240.00	-	-	412,240.00	-	55,301.00	-	-	55,301.00
RM - Motor Vehicle	5021306001	4,839,000.00	-	4,839,000.00	4,839,000.00	(698,189.75)	-	-	4,140,810.25	459,611.16	494,883.51	-	-	954,494.67
FARIRM - Furniture & Fixtures	5-02-13-070-00	210,000.00	-	210,000.00	210,000.00	201,978.75	-	-	411,978.75	237,010.75	61,725.75	-	-	299,736.50

Particulars	UACS CODE	Appropriations			Allotments					Current Year Obligations				
		Authorized Appropriation	Adjustments (Transfer To/From, Realignment)	Adjusted Appropriations	Allotments Received	Adjustments: (Withdrawal) Realignment	Transfer To	Transfer From	Adjusted Total Allotments	1st Quarter Ending March 31	2nd Quarter Ending June 30	3rd Quarter Ending Sept. 30	4th Quarter Ending Dec. 31	Total
		3	4	5=(3+4)	6	7	8	9	10=[(6+(-)7)-8+9]	11	12	13	14	15=(11+12+13+14)
RM - Other Property, Plant & Equipment	5-02-13-990-99	500,000.00	-	500,000.00	500,000.00	51,000.00	-	-	551,000.00	-	1,400.00	-	-	1,400.00
Subsidies - Others	5-02-14-990-00	-	-	-	-	-	-	-	-	-	-	-	-	-
Taxes, Insurance Premiums and Other Fees														
Taxes, Duties and Licenses	5021501001	1,334,000.00	-	1,334,000.00	1,334,000.00	(47,024.00)	-	-	1,286,976.00	61,239.85	33,719.66	-	-	94,959.51
Fidelity Bond Premiums	5021502000	95,000.00	-	95,000.00	95,000.00	122,525.00	-	-	217,525.00	82,470.00	157,765.09	-	-	240,235.09
Insurance Expenses	5021503000	259,000.00	-	259,000.00	259,000.00	154,312.80	-	-	413,312.80	325,225.96	322,741.61	-	-	647,967.57
Advertising Expenses	5029901000	3,070,000.00	-	3,070,000.00	3,070,000.00	19,518.00	-	106,984.15	3,196,502.15	118,852.32	65,483.00	-	-	184,335.32
Printing and Publication Expenses	5029902000	14,691,000.00	-	14,691,000.00	14,691,000.00	55,975.00	915,146.15	339,250.00	14,171,078.85	46,830.10	85,348.87	-	-	132,178.97
Representation Expenses	5029903000	13,108,000.00	-	13,108,000.00	13,108,000.00	#####	14,479,210.62	5,219,936.62	17,206,106.80	2,092,499.10	5,560,611.96	-	-	7,653,111.06
Transportation and Delivery Expenses	5029904000	501,000.00	-	501,000.00	501,000.00	-	-	969,650.00	1,470,650.00	1,432.50	17,919.00	-	-	19,351.50
Rents - Buildings and Structures	5-02-99-050-01	-	-	-	-	999,000.00	-	-	999,000.00	499,500.00	499,500.00	-	-	999,000.00
Rents - Equipment	5029905004	13,640,000.00	-	13,640,000.00	13,640,000.00	(1,218,842.07)	-	78,000.00	12,499,157.93	234,576.38	411,069.72	-	-	645,646.10
Rent/Lease Expenses - Living Quarters (4B)	5-02-99-050-05	-	-	-	-	(701,000.00)	-	15,000.00	(686,000.00)	7,500.00	7,500.00	-	-	15,000.00
Rent/Lease Expenses	5-02-99-050-01	437,000.00	-	437,000.00	437,000.00	35,000.00	-	45,000.00	517,000.00	47,500.00	176,382.03	-	-	223,882.03
Membership Dues and Contributions to Organization	5029906000	180,000.00	-	180,000.00	180,000.00	(57,000.00)	-	-	123,000.00	43,600.00	45,000.00	-	-	88,600.00
Other Subscription Expenses	5029907099	706,000.00	-	706,000.00	706,000.00	(130,942.42)	-	-	575,057.58	36,097.00	82,869.76	-	-	118,966.76
Other Maintenance and Operating Expenses	5-02-99-990-00	-	-	-	-	60,000.00	-	-	60,000.00	29,742.00	32,500.00	-	-	62,242.00
Donations	5-02-99-080-00	4,695,681,000.00	-	4,695,681,000.00	4,695,681,000.00	562,567.17	-	618,060.00	1,180,627.17	534,995.27	3,017,947.10	-	-	3,552,942.37
										1,875,648	4,800.00	-	-	4,800.00
										304,112.720	-	-	-	304,112.720
														305,988,367.67
Capital Outlays		136,374,000.00	-	136,374,000.00	136,374,000.00	-	-	-	136,374,000.00	206,388.97	-	-	-	206,388.97
Buildings	5-06-04-040-01	13,053,000.00	-	13,053,000.00	13,053,000.00	-	-	-	13,053,000.00	206,388.97	-	-	-	206,388.97
Other Structures	5-06-04-040-99	3,000,000.00	-	3,000,000.00	3,000,000.00	-	-	-	3,000,000.00	-	-	-	-	-
Machinery and Equipment														
Medical Equipment	5-06-04-050-11	-	-	-	-	-	-	-	-	-	-	-	-	-
Office Equipment	5-06-04-050-02	-	-	-	-	-	-	-	-	-	-	-	-	-
Information & Communication Technology Equipment	5-06-04-050-03	59,949,000.00	-	59,949,000.00	59,949,000.00	-	-	-	59,949,000.00	-	-	-	-	-
Communication Equipment	5-06-04-050-07	-	-	-	-	-	-	-	-	-	-	-	-	-
Medical Equipment	5-06-04-050-11	50,000,000.00	-	50,000,000.00	50,000,000.00	-	-	-	50,000,000.00	-	-	-	-	-
Other Machinery and Equipment	5-06-04-050-99	-	-	-	-	-	-	-	-	-	-	-	-	-
Transportation Equipment														
Motor Vehicles	5-06-04-060-01	6,000,000.00	-	6,000,000.00	6,000,000.00	-	-	-	6,000,000.00	-	-	-	-	-
Furniture & Fixtures	5-06-04-070-01	1,963,000.00	-	1,963,000.00	1,963,000.00	-	-	-	1,963,000.00	-	-	-	-	-
Other Property, Plant and Equipment	5-06-04-090-99	-	-	-	-	-	-	-	-	-	-	-	-	-
Computer Software	5-06-06-020-00	2,409,000.00	-	2,409,000.00	2,409,000.00	-	-	-	2,409,000.00	-	-	-	-	-
B. AUTOMATIC APPROPRIATIONS														
Life and Retirement Insurance Contributions	5010301000	22,338,000.00	3,218,291.00	25,556,291.00	25,556,291.00	-	-	-	25,556,291.00	6,176,736.67	7,378,021.71	-	-	13,554,758.38
C. SPECIAL PURPOSE FUNDS														
Miscellaneous Personnel Benefits Fund														
PS			47,547,902.00	47,547,902.00	47,547,902.00	-	-	-	47,547,902.00	4,711,465.90	18,112,768.14	-	-	22,824,234.04
			47,547,902.00	47,547,902.00	47,547,902.00	-	-	-	47,547,902.00	4,711,465.90	18,112,768.14	-	-	22,824,234.04
Salaries and Wages														
Other Personnel Benefits			699,323.00	699,323.00	699,323.00	-	-	-	699,323.00	-	618,413.00	-	-	618,413.00
Basic Salary - Civilian	5010101001		30,634,829.00	30,634,829.00	30,634,829.00	-	-	-	30,634,829.00	4,485,574.43	5,247,494.04	-	-	9,733,068.47
Salaries and Wages - Contractual	5-01-01-020-00		-	-	-	-	-	-	-	-	-	-	-	-

Particulars	UACS CODE	Appropriations			Allotments					Current Year Obligations				
		Authorized Appropriation	Adjustments (Transfer To/From, Realignment)	Adjusted Appropriations	Allotments Received	Adjustments: (Withdrawal) Realignment	Transfer To	Transfer From	Adjusted Total Allotments	1st Quarter Ending March 31	2nd Quarter Ending June 30	3rd Quarter Ending Sept. 30	4th Quarter Ending Dec. 31	Total
1	2	3	4	5=(3+4)	6	7	8	9	10=[(6+(-)7)-8+9]	11	12	13	14	15=(11+12+13+14)
Other Compensation		-	-	-	-	-	-	-	-	-	-	-	-	-
Personnel Economic Relief Allowance (PERA)	5-01-02-010-00	-	240,000.00	240,000.00	240,000.00	-	-	-	240,000.00	78,000.00	78,000.00	-	-	156,000.00
Representation Allowance (RA)	5-01-02-020-00	-	396,000.00	396,000.00	396,000.00	-	-	-	396,000.00	87,000.00	126,000.00	-	-	213,000.00
Transportation Allowance (TA)	5-01-02-030-01	-	288,000.00	288,000.00	288,000.00	-	-	-	288,000.00	38,466.47	70,048.60	-	-	108,515.07
Bonus - Civilian	5010214001	-	8,203,359.00	8,203,359.00	8,203,359.00	-	-	-	8,203,359.00	-	5,127,155.00	-	-	5,127,155.00
Cash Gift	5-01-02-150-01	-	50,000.00	50,000.00	50,000.00	-	-	-	50,000.00	-	-	-	-	-
Other Bonuses and Allowances	5-01-02-990-14	-	-	-	-	-	-	-	-	-	-	-	-	-
Personnel Benefit Contributions		-	-	-	-	-	-	-	-	-	-	-	-	-
Retirement and Life Insurance Premiums	5-01-03-010-00	-	-	-	-	-	-	-	-	-	-	-	-	-
Pay-ibig Contributions	5-01-03-020-01	-	12,750.00	12,750.00	12,750.00	-	-	-	12,750.00	3,900.00	3,900.00	-	-	7,800.00
PhilHealth - Civilian	5010303001	-	41,100.00	41,100.00	41,100.00	-	-	-	41,100.00	14,287.50	12,887.50	-	-	27,175.00
Employees Compensation Insurance Premiums	5-01-03-040-01	-	12,000.00	12,000.00	12,000.00	-	-	-	12,000.00	3,900.00	3,900.00	-	-	7,800.00
Other Personnel Benefits		-	-	-	-	-	-	-	-	-	-	-	-	-
Terminal Leave Benefits	5-01-04-030-01	-	-	-	-	-	-	-	-	-	-	-	-	-
Lump-sum for Step Increments - Length of Service	5010499010	-	8,719.00	8,719.00	8,719.00	-	-	-	8,719.00	337.50	2,012.00	-	-	2,349.50
Other Personnel Benefits - PE PEI	5-01-02-990-12	-	-	-	-	-	-	-	-	-	-	-	-	-
Pension and Gratuity Fund		-	3,558,356.00	3,558,356.00	3,558,356.00	-	-	-	3,558,356.00	232,279.88	3,321,264.81	-	-	3,553,544.69
Terminal Leave Benefits	5-01-04-030-01	-	1,380,885.00	1,380,885.00	1,380,885.00	-	-	-	1,380,885.00	52,124.00	1,328,758.85	-	-	1,380,882.85
Monetization	5-01-04-990-99	-	2,177,471.00	2,177,471.00	2,177,471.00	-	-	-	2,177,471.00	180,155.88	1,992,505.96	-	-	2,172,661.84
GRAND TOTAL		5,658,172,000.00	54,324,549.00	5,712,496,549.00	5,711,622,549.00	(0.00)	724,588,229.37	724,588,229.37	5,711,622,549.00	136,678,001.33	449,478,915.13	-	-	586,156,916.46

Certified Correct:


VIOLETA B. GALO
 Chief Administrative Officer
 Budget Officer


MIRRIAM V. MIRANDA
 Chief Accountant
 Accounting Division

Department : Other Executive Office
 Agency : Commission on Higher Education
 Operating Unit :
 Organization Code (UACS) : 26 004 00 00000
 Funding Source Code (as clustered) : 01 1 01 101
 (e.g. Old Fund Code: 101,102, 151)

	Current Year Appropriations
	Supplemental Appropriations
	Continuing Appropriations


Particulars	UACS CODE	Current Year Disbursements					Balances			
		1st Quarter	2nd Quarter	3rd Quarter	4th Quarter	Total	Unreleased Appropriations	Unobligated Allotment	Unpaid Obligations (15-20) = (23+24)	
		Ending March 31	Ending June 30	Ending Sept. 30	Ending Dec. 31				Due and Demandable	Not Yet Due and Demandable
1	2	16	17	18	19	20=(16+17+18+19)	21=(5-10)	22=(10-15)	23	24
SUMMARY										
A. AGENCY SPECIFIC BUDGET										
Personnel Services		59,044,223.44	69,720,013.49	-	-	128,764,236.92	874,000.00	106,610,117.79	1,784,645.29	-
Salaries and Wages										
Basic Salary - Civilian	5010101001	51,175,343.94	56,317,933.32	-	-	107,493,277.25	809,733.83	76,713,705.66	1,128,283.26	-
Salaries and Wages - Contractual	5-01-01-020-00	-	-	-	-	-	-	-	-	-
Other Compensation										
PERA - Civilian	5010201001	2,956,870.96	2,966,684.46	-	-	5,923,555.42	-	5,690,444.58	98,000.00	-
Representation Allowance (RA)	5010202000	1,697,806.45	1,553,300.00	-	-	3,251,106.45	-	2,545,893.55	53,000.00	-
Transportation Allowance (TA)	5010203001	1,209,742.71	1,358,699.63	-	-	2,568,442.34	-	3,226,512.16	55,045.50	-
Clothing/Uniform Allowance - Civilian	5010204001	914,000.00	1,745,000.00	-	-	2,659,000.00	(147,000.00)	(942,000.00)	-	-
Quarters Allowance	5-01-02-070-01	7,500.00	7,500.00	-	-	15,000.00	-	855,000.00	-	-
Productivity Enhancement Incentive - Civilian	5010299012	-	-	-	-	-	49,213.54	2,390,786.46	-	-
Loyalty Pay	5-01-02-120-01	-	-	-	-	-	-	-	-	-
Honoraria	5-01-02-100-01	38,400.00	39,735.00	-	-	78,135.00	-	643,700.00	165.00	-
Longevity Pay	5-01-02-120-01	62,213.54	-	-	-	62,213.54	(52,213.54)	(10,000.00)	-	-
Overtime Pay	5-01-02-130-01	59,569.37	369,554.65	-	-	429,124.02	(422,668.92)	(28,627.78)	22,172.68	-
Bonus - Civilian	5010214001	-	3,807,383.92	-	-	3,807,383.92	-	11,703,616.08	-	-
Cash Gift - Civilian	5010215001	-	60,000.00	-	-	60,000.00	-	2,380,000.00	-	-
Productivity Enhancement Incentive	5-01-02-990-12	-	66,758.00	-	-	66,758.00	(66,758.00)	-	-	-
Other Bonuses and Allowances	5-01-02-990-14	6,900.00	-	-	-	6,900.00	-	(6,900.00)	-	-
Personnel Benefit Contributions										
Pag-IBIG - Civilian	5010302001	193,501.75	163,164.50	-	-	356,666.25	-	247,333.75	(18,000.00)	-
PhilHealth - Civilian	5010303001	521,287.50	564,537.50	-	-	1,085,825.00	-	536,987.50	(37,812.50)	-
ECIP - Civilian	5010304001	132,400.00	181,700.00	-	-	314,100.00	-	275,500.00	(3,600.00)	-
Other Personnel Benefits										
Terminal Leave Benefits	5-01-04-030-01	-	13,969.82	-	-	13,969.82	874,000.00	(13,969.82)	473,000.00	-
Lump-sum for Step Increments - Length of Service	5010499010	7,015.00	4,173.59	-	-	11,188.59	-	449,420.06	4,391.35	-
Step Increment - Meritorious Performance	-	-	-	-	-	-	-	354,000.00	-	-
Other Personnel Benefits	5-01-04-990-99	51,672.22	489,919.10	-	-	541,591.32	(170,308.91)	(381,284.41)	10,000.00	-
Monetization	-	-	-	-	-	-	-	-	-	-
Other Personnel Benefits -Loyalty Pay (r2)	5-01-04-990-99	10,000.00	10,000.00	-	-	20,000.00	-	(20,000.00)	-	-
Collective Negotiation Agreement	5-01-02-990-11	-	-	-	-	-	-	-	-	-

Particulars	UACS CODE	Current Year Disbursements					Balances				
		1st Quarter	2nd Quarter	3rd Quarter	4th Quarter	Total	Unreleased Appropriations	Unobligated Allotment	Unpaid Obligations (15-20) = (23+24)		
		Ending March 31	Ending June 30	Ending Sept. 30	Ending Dec. 31				Due and Demandable	Not Yet Due and Demandable	
1	2	16	17	18	19	20=(16+17+18+19)	21=(5-10)	22=(10-15)	23	24	
Maintenance & Other Operating Expenses		26,025,850.46	99,464,680.12	-	-	125,480,530.58	(0.00)	4,845,957,891.83	289,988,577.59	-	
Traveling Expenses											
Travel Expenses-Local	5020101000	3,780,848.11	9,948,952.39	-	-	13,729,800.50	(15,502,690.63)	53,514,279.72	891,610.41	-	
Travel Expenses-Foreign	5-02-01-020-00	1,953,171.78	685,561.63	-	-	2,638,733.41	(92,863.76)	2,573,027.57	6,102.78	-	
Training and Scholarship Expenses											
Training Expenses	5020201000	710,720.00	632,297.99	-	-	1,343,017.99	(31,371.26)	14,348,353.27	-	-	
Scholarship Grants/Expenses		-	-	-	-	-	-	200,379,000.00	-	-	
Supplies & Materials Expenses											
Office Supplies Expenses	5020301000	3,691,169.99	3,743,693.09	-	-	7,434,863.08	1,197,004.70	14,187,237.30	147,894.92	-	
Accountable Forms Expenses	5020302000	50,082.47	123,200.00	-	-	173,282.47	142,404.04	1,144,113.49	1,200.00	-	
Food Expenses	5-02-03-050-00	-	-	-	-	-	-	-	-	-	
Drugs and Medicines Expenses	5020307000	13,416.30	15,067.50	-	-	28,483.80	-	426,516.20	-	-	
Fuel, Oil and Lubricants Expenses	5020309000	275,368.16	575,501.25	-	-	850,869.41	230,609.23	3,142,194.48	12,326.88	-	
Other Supplies & Materials Expenses	5020399000	563,161.98	1,573,378.68	-	-	2,136,540.66	731,213.53	1,085,351.73	231,894.08	-	
SEMI EXPANDABLES											
ICTE EXPENSES	5020321003	-	21,589.00	-	-	21,589.00	-	(21,589.00)	-	-	
Utility Expenses			41,103.83	-	-	41,103.83	-	(41,103.83)	-	-	
Water Expenses	5020401000	283,139.22	665,002.01	-	-	948,141.23	109,000.00	6,438,658.77	1,200.00	-	
Electricity Expenses	5020402000	1,696,004.77	4,456,254.90	-	-	6,152,259.67	(176,046.52)	12,638,786.85	3,000.00	-	
Communication Expenses		85,260.85	-	-	-	85,260.85	-	(85,260.85)	-	-	
Postage and Courier Services	5020501000	217,004.15	345,098.73	-	-	562,102.88	(58,869.97)	454,406.27	3,360.82	-	
Landline	5020502002	946,935.02	577,827.94	-	-	1,524,762.96	238,988.00	3,931,509.20	5,739.84	-	
Mobile Expenses	5020502001	344,148.95	899,368.78	-	-	1,243,517.73	14,024.92	2,780,262.00	11,195.35	-	
Internet Subscription Expenses	5020503000	406,442.21	274,976.95	-	-	681,419.16	162,300.00	4,591,851.84	21,429.00	-	
Cable, Satellite, Telegraph and Radio Expenses	5-02-05-040-00	5,499.98	9,428.99	-	-	14,928.97	(4,179.00)	(10,749.97)	-	-	
Membership Dues and Contributions to Organizations	5029906000	-	7,500.00	-	-	7,500.00	2,000.00	10,500.00	-	-	
Awards/Rewards Expenses	5-02-06-010-00	2,000.00	-	-	-	2,000.00	(2,000.00)	-	-	-	
Extraordinary & Miscellaneous Expenses	5021003000	1,038,518.97	1,184,757.12	-	-	2,223,276.09	(338,600.00)	2,116,923.91	20,200.00	-	
Professional Services											
Legal Services	5021101000	44,200.00	340,370.00	-	-	384,570.00	4,350.00	1,262,680.00	4,400.00	-	
Auditing Services	5021102000	39,318.83	76,846.49	-	-	116,165.32	3,000.00	124,664.81	4,169.87	-	
Consultancy Services	5-02-11-030-00	765,573.00	2,344,338.06	-	-	3,109,911.06	(64,235.00)	17,627,710.08	2,694,613.86	-	
Other Professional Services	5021199000	2,251,410.54	5,603,443.60	-	-	7,854,854.14	7,217,606.11	81,208,908.34	20,954,631.41	-	
Environment/Sanitary Services	5-02-12-010-00	-	-	-	-	-	-	-	-	-	
General Services											
Janitorial Services	5021202000	138,359.87	1,177,173.75	-	-	1,315,533.62	176,560.44	549,577.98	2,662,327.96	-	
Security Services	5021203000	2,103,014.18	3,159,630.28	-	-	5,262,644.46	(593,452.14)	91,627.52	3,516,180.16	-	
Other General Services	5021299099	969,270.77	638,725.06	-	-	1,607,995.83	(765,086.56)	243,500.73	22,590.00	-	
Repairs & Maintenance (Specify object)											
RM - Buildings & Other Structures	5-02-13-040-01	170,572.09	396,495.00	-	-	567,067.09	(484,958.88)	(32,108.21)	-	-	
RM - Investment Property	5021301000	-	-	-	-	-	-	1,066,880.00	-	-	
RM - Machinery & Equipment	5-02-13-050-01	45,995.21	66,274.29	-	-	112,269.50	(109,199.75)	96,930.25	-	-	
Office Equipment	5021305002	14,342.00	39,716.00	-	-	54,058.00	(66,050.00)	769,192.00	52,800.00	-	
RM - IT Equipment and Software	5021305003	-	55,301.00	-	-	55,301.00	(10,240.00)	356,939.00	-	-	
RM - Motor Vehicle	5021306001	390,162.71	491,058.96	-	-	881,221.67	698,189.75	3,186,315.58	73,273.00	-	
FAR1RM - Furniture & Fixtures	5-02-13-070-00	23,439.81	99,176.69	-	-	122,616.50	(201,978.75)	113,242.25	176,120.00	-	


Particulars	UACS CODE	Current Year Disbursements					Balances			
		1st Quarter	2nd Quarter	3rd Quarter	4th Quarter	Total	Unreleased Appropriations	Unobligated Allotment	Unpaid Obligations (15-20) = (23+24)	
		Ending March 31	Ending June 30	Ending Sept. 30	Ending Dec. 31				Due and Demandable	Not Yet Due and Demandable
1	2	16	17	18	19	20=(16+17+18+19)	21=(5-10)	22=(10-15)	23	24
RM - Other Property, Plant & Equipment	5-02-13-990-99	-	1,400.00	-	-	1,400.00	(51,000.00)	549,600.00	-	-
Subsidies - Others	5-02-14-990-00	-	-	-	-	-	-	-	-	-
Taxes, Insurance Premiums and Other Fees										
Taxes, Duties and Licenses	5021501001	61,239.85	33,719.66	-	-	94,959.51	47,024.00	1,192,016.49	-	-
Fidelity Bond Premiums	5021502000	82,470.00	157,765.09	-	-	240,235.09	(122,525.00)	(22,710.09)	-	-
Insurance Expenses	5021503000	325,225.96	322,741.61	-	-	647,967.57	(154,312.80)	(234,654.77)	-	-
Advertising Expenses	5029901000	2,640.00	123,201.32	-	-	125,841.32	(126,502.15)	3,012,166.83	58,494.00	-
Printing and Publication Expenses	5029902000	46,830.10	72,048.87	-	-	118,878.97	519,921.15	14,038,899.88	13,300.00	-
Representation Expenses	5029903000	1,571,998.53	5,613,941.63	-	-	7,185,940.16	(4,098,106.80)	9,552,995.74	467,170.90	-
Transportation and Delivery Expenses	5029904000	1,432.50	17,919.00	-	-	19,351.50	(969,650.00)	1,451,298.50	-	-
Rents - Buildings and Structures	5-02-99-050-01	499,500.00	333,000.00	-	-	832,500.00	(999,000.00)	-	166,500.00	-
Rents - Equipment	5029905004	231,485.14	333,079.00	-	-	564,564.14	1,140,842.07	11,853,511.83	81,081.96	-
Rent Expenses- Living Quarters (4B)	5-02-99-050-05	7,500.00	7,500.00	-	-	15,000.00	686,000.00	(701,000.00)	-	-
Rent/Lease Expenses	5-02-99-050-01	47,500.00	176,382.03	-	-	223,882.03	(80,000.00)	293,117.97	-	-
Membership Dues and Contributions to Organization	5029906000	43,600.00	45,000.00	-	-	88,600.00	57,000.00	34,400.00	-	-
Other Subscription Expenses	5029907099	36,097.00	82,869.76	-	-	118,966.76	130,942.42	456,090.82	-	-
Other Maintenance and Operating Expenses	5-02-99-990-00	29,742.00	32,500.00	-	-	62,242.00	(60,000.00)	(2,242.00)	-	-
Other Maintenance and Operating Expenses	5-02-99-990-00	389,144.54	3,141,837.67	-	-	3,530,982.21	(1,180,627.17)	(2,372,315.20)	21,960.16	-
Donations	5-02-99-080-00	-	4,800.00	-	-	4,800.00	-	(4,800.00)	-	-
Donations	5-02-99-080-00	-	48,326,557	-	-	48,326,557.44	13,336,970.78	4,376,355,661.55	257,661,810.23	-
Capital Outlays			206,388.97			206,388.97		136,167,611.03		
Buildings	5-06-04-040-01	-	206,388.97	-	-	206,388.97	-	12,846,611.03	-	-
Other Structures	5-06-04-040-99	-	-	-	-	-	-	3,000,000.00	-	-
Machinery and Equipment										
Medical Equipment	5-06-04-050-11	-	-	-	-	-	-	-	-	-
Office Equipment	5-06-04-050-02	-	-	-	-	-	-	-	-	-
Information & Communication Technology Equipment	5-06-04-050-03	-	-	-	-	-	-	59,949,000.00	-	-
Communication Equipment	5-06-04-050-07	-	-	-	-	-	-	-	-	-
Medical Equipment	5-06-04-050-11	-	-	-	-	-	-	50,000,000.00	-	-
Other Machinery and Equipment	5-06-04-050-99	-	-	-	-	-	-	-	-	-
Transportation Equipment										
Motor Vehicles	5-06-04-060-01	-	-	-	-	-	-	6,000,000.00	-	-
Furniture & Fixtures	5-06-04-070-01	-	-	-	-	-	-	1,963,000.00	-	-
Other Property, Plant and Equipment	5-06-04-090-99	-	-	-	-	-	-	-	-	-
Computer Software	5-06-06-020-00	-	-	-	-	-	-	2,409,000.00	-	-
B. AUTOMATIC APPROPRIATIONS										
Life and Retirement Insurance Contributions	5010301000	5,495,706.17	7,847,788.42	-	-	13,343,494.59	-	12,001,532.62	211,263.78	-
C. SPECIAL PURPOSE FUNDS										
Miscellaneous Personnel Benefits Fund		4,329,690.06	17,636,384.06	-	-	21,966,074.12	-	24,723,667.96	858,159.92	-
PS		4,329,690.06	17,636,384.06	-	-	21,966,074.12	-	24,723,667.96	858,159.92	-
Salaries and Wages										
Other Personnel Benefits		-	618,413.00	-	-	618,413.00	-	80,910.00	-	-
Basic Salary - Civilian	5010101001	4,104,135.89	4,771,109.96	-	-	8,875,245.85	-	20,901,760.53	857,822.62	-
Salaries and Wages - Contractual	5-01-01-020-00	-	-	-	-	-	-	-	-	-

Particulars	UACS CODE	Current Year Disbursements					Balances			
		1st Quarter	2nd Quarter	3rd Quarter	4th Quarter	Total	Unreleased Appropriations	Unobligated Allotment	Unpaid Obligations (15-20) = (23+24)	
		Ending March 31	Ending June 30	Ending Sept. 30	Ending Dec. 31				Due and Demandable	Not Yet Due and Demandable
1	2	16	17	18	19	20=(16+17+18+19)	21=(5-10)	22=(10-15)	23	24
Other Compensation		-	-	-	-	-	-	-	-	-
Personnel Economic Relief Allowance (PERA)	5-01-02-010-00	78,000.00	78,000.00	-	-	156,000.00	-	84,000.00	-	-
Representation Allowance (RA)	5-01-02-020-00	87,000.00	126,000.00	-	-	213,000.00	-	183,000.00	-	-
Transportation Allowance (TA)	5-01-02-030-01	38,466.67	70,048.60	-	-	108,515.27	-	179,484.93	(0.20)	-
Bonus - Civilian	5010214001	-	5,127,155.00	-	-	5,127,155.00	-	3,076,204.00	-	-
Cash Gift	5-01-02-150-01	-	-	-	-	-	-	50,000.00	-	-
Other Bonuses and Allowances	5-01-02-990-14	-	-	-	-	-	-	-	-	-
Personnel Benefit Contributions		-	-	-	-	-	-	-	-	-
Retirement and Life Insurance Premiums	5-01-03-010-00	-	-	-	-	-	-	-	-	-
Pag-ibig Contributions	5-01-03-020-01	3,900.00	3,900.00	-	-	7,800.00	-	4,950.00	-	-
PhilHealth - Civilian	5010303001	13,950.00	12,887.50	-	-	26,837.50	-	13,925.00	337.50	-
Employees Compensation Insurance Premiums	5-01-03-040-01	3,900.00	3,900.00	-	-	7,800.00	-	4,200.00	-	-
Other Personnel Benefits		-	-	-	-	-	-	-	-	-
Terminal Leave Benefits	5-01-04-030-01	-	-	-	-	-	-	-	-	-
Lump-sum for Step Increments - Length of Service	5010499010	337.50	2,012.00	-	-	2,349.50	-	6,369.50	-	-
Other Personnel Benefits - PE	PEI	-	-	-	-	-	-	-	-	-
Other Personnel Benefits - PEI	5-01-02-990-12	-	-	-	-	-	-	-	-	-
Pension and Gratuity Fund		232,279.88	3,178,206.42	-	-	3,410,486.30	-	4,811.31	143,058.39	-
Terminal Leave Benefits	5-01-04-030-01	52,124.00	1,185,700.46	-	-	1,237,824.46	-	2.15	143,058.39	-
Monetization	5-01-04-990-99	180,155.88	1,992,505.96	-	-	2,172,661.84	-	4,809.16	-	-
GRAND TOTAL		95,127,750.01	198,053,261.48			293,181,011.49	874,000.00	5,125,465,632.54	292,865,704.97	

Recommending Approval:


LUISA S. VALENCIA
 Director IV
 Administrative, Financial and Management Services

Approved By:


ATTY. JULIO D. VITRIOLO, CESO III
 Executive Director IV