


SUMMARY OF APPROPRIATIONS, ALLOTMENTS, OBLIGATIONS, DISBURSEMENTS AND BALANCES BY OBJECT OF EXPENDITURES
As of the Quarter Ending JUNE 30, 2016


FAR No. 1-A


Department : OTHER EXECUTIVE OFFICE
 Agency : COMMISSION ON HIGHER EDUCATION
 Operating Unit : HEDFS and CHEDROs
 Organization Code : 260040100000
 Funding Source Code : 3104369


	Current Year Appropriations
	Supplemental Appropriations
	Continuing Appropriations

Particulars	UACS CODE	Appropriations			Allotments					Current Year Obligations			Current Year Disbursements			Balances			
		Authorized Appropriation	Adjustments (Transfer (To)/ From, Realignment)	Adjusted Appropriations	Allotments Received	Adjustments: (Withdrawal) Realignment	Transfer To	Transfer From	Adjusted Total Allotments	1st Quarter	2nd Quarter	TOTAL	1st Quarter	2nd Quarter	TOTAL	Unreleased Appropriations	Unobligated Allotment	Unpaid Obligations	
																		Due and Demandable	NOT Yet Due and Demandable
1	2	3	4	5=(3+4)	6	7	8	9	10=[(6+(-)7)-8+9]	11	12	13	14	15	16	17	18	19	20
B. AUTOMATIC APPROPRIATIONS																			
Special Account in the General Fund (HEDF)		3,999,192,000.00	-	3,999,192,000.00	2,124,080,319.00	-	209,333,887.73	(209,333,887.73)	3,999,192,000.00	98,888,157.27	320,354,545.27	419,242,702.54	43,420,565.01	279,455,899.42	322,876,464.43	3,997,720,268.00	3,579,949,297.46	96,366,238.11	-
Maintenance and Operating Expenses																			
Travel Expenses																			
Travel Expenses-Local	5-02-01-010-00	20,172,000.00		20,172,000.00			6,467,430.00	(6,467,430.00)	-	1,352,414.79	5,965,486.63	7,317,901.42	1,166,598.20	5,516,861.36	6,683,459.56	20,172,000.00	(7,317,901.42)	634,441.86	
Travel Expenses-Foreign	5-02-01-020-00	6,000,000.00		6,000,000.00					-	2,138,456.29	2,216,753.43	4,355,209.72	1,737,679.05	2,454,526.93	4,192,205.98	6,000,000.00	(4,355,209.72)	163,003.74	
Training and Scholarship Expenses																			
Training Expenses	5-02-02-010-00	15,255,000.00		15,255,000.00			10,397,980.00	(10,397,980.00)	-	1,904,602.33	11,716,810.00	13,621,412.33	354,602.33	10,230,615.72	10,585,218.05	15,255,000.00	(13,621,412.33)	3,036,194.28	
Supplies & Materials Expenses																			
Office Supplies Expenses	5-02-03-010-00	7,339,000.00		7,339,000.00			2,474,030.00	(2,474,030.00)	-	-	-	-	-	-	-	-	-	-	-
Communication Expenses		2,644,000.00		2,644,000.00					-	15,000.00	3,553,251.46	3,568,251.46	15,000.00	3,447,052.71	3,462,052.71	7,339,000.00	(3,568,251.46)	106,198.75	
Postage and Courier Services	5-02-05-010-00								-	2,597.88	450.00	3,047.88	2,597.88	450.00	3,047.88		(3,047.88)		
Telephone Expenses - Landline	5-02-05-020-02						17,000.00	(17,000.00)	-	77,733.81	117,772.72	195,506.53	65,438.50	110,343.03	175,781.53		(195,506.53)	19,725.00	
Professional Services									-										
Other Professional Services	5-02-11-990-00	105,100,000.00		105,100,000.00			351,468.51	(351,468.51)	-	34,098,513.60	9,950,488.63	44,049,002.23	3,205,779.55	3,518,449.24	6,724,228.79	105,100,000.00	(44,049,002.23)	37,324,773.44	
Financial Assistance / Subsidy									-										
Subsidy to Regional Offices/Staff Bu	5-02-14-010-00	374,194,000.00		374,194,000.00					-										
Taxes, Insurance Premiums and Other Fees									-										
Insurance Expenses	5-02-15-030-00	244,000.00		244,000.00					-										
Other Maintenance and Operating Expenses									-										
Advertising Expenses	5-02-99-010-00	2,420,000.00		2,420,000.00					-										
Printing and Publication Expense	5-02-99-020-00	2,565,000.00		2,565,000.00					-	376,888.49	4,274,487.52	4,651,376.01	14,487.00	4,560,738.29	4,575,225.29	2,565,000.00	(4,651,376.01)	76,150.72	
Representation Expenses	5-02-99-030-00	61,574,000.00		61,574,000.00					-	1,009,916.35	21,381,922.13	22,391,838.48	742,897.40	19,657,915.51	20,400,812.91	61,574,000.00	(22,391,838.48)	1,991,025.57	
Transportation and Delivery Expenses	5-02-99-040-00	910,000.00		910,000.00			22,418,348.19	(22,418,348.19)	-	84,670.00	145,931.80	230,601.80	84,670.00	145,931.80	230,601.80	910,000.00	(230,601.80)		
Donations (Schools)	5-02-99-080-00	3,371,000,000.00		3,371,000,000.00			245,130.00	(245,130.00)	-	56,192,080.08	255,056,681.05	311,248,761.13	34,595,531.94	227,392,436.13	261,987,968.07	3,371,000,000.00	(311,248,761.13)	49,260,793.06	
Other Maintenance and Operating Expense	5-02-99-990-99	29,775,000.00		29,775,000.00			10,910,356.77	(10,910,356.77)	-	1,635,283.65	5,974,509.90	7,609,793.55	1,435,283.16	2,420,578.70	3,855,861.86	29,775,000.00	(7,609,793.55)	3,753,931.69	
Buildings	5-06-04-040-01				1,471,732.00				1,471,732.00							(1,471,732.00)	1,471,732.00		
GRAND TOTAL		3,999,192,000.00	-	3,999,192,000.00	2,125,552,051.00	-	209,333,887.73	(209,333,887.73)	1,471,732.00	98,888,157.27	320,354,545.27	419,242,702.54	43,420,565.01	279,455,899.42	322,876,464.43	3,997,720,268.00	(417,770,970.54)	96,366,238.11	-

Certified Correct:

 LEANA D.S. PATUNGGAN
 Administrative Officer V
 Date 25-Apr-16

Certified Correct:

 MYRA PAZ B. MANALO
 Chief Accountant
 Date:

Recommending Approval:

 LUISA S. VALENCIA
 OIC-Director
 Date:

Approved By:

 PATRICIA B. LICUANAN, Ph.D.
 Chairperson
 Date: