




SUMMARY OF APPROPRIATIONS, ALLOTMENTS, OBLIGATIONS, DISBURSEMENTS AND BALANCES BY OBJECT OF EXPENDITURES
As of the Quarter Ending September 30, 2016

FAR No. 1-A

	Current Year Appropriations
	Supplemental Appropriations
	Continuing Appropriations

Department : Other Executive Office
 Agency : Commission on Higher Education
 Operating Unit :
 Organization Code (UACS) : 26 004 00 00000
 Funding Source Code (as clustered) : 01 1 01 101
 (e.g. Old Fund Code: 101,102, 151)


Particulars	UACS CODE	Appropriations			Allotments					Current Year Obligations				
		Authorized Appropriation	Adjustments (Transfer (To)/From, Realignment)	Adjusted Appropriations	Allotments Received	Adjustments: (Withdrawal) Realignment	Transfer To	Transfer From	Adjusted Total Allotments	1st Quarter Ending March 31	2nd Quarter Ending June 30	3rd Quarter Ending Sept. 30	4th Quarter Ending Dec. 31	Total
1	2	3	4	5=(3+4)	6	7	8	9	10=[{(6+(-)7)-8+9}]	11	12	13	14	15=(11+12+13+14)
SUMMARY														
A. AGENCY SPECIFIC BUDGET														
Personnel Services		238,033,000.00	-	238,033,000.00	237,159,000.00	(0.00)	4,300.00	4,300.00	237,159,000.00	61,531,808.24	69,017,073.97	60,475,228.19	-	191,024,110.40
Salaries and Wages														
Basic Salary - Civilian	5010101001	186,145,000.00	-	186,145,000.00	186,145,000.00	(1,118,167.08)	2,150.00	2,150.00	185,026,832.92	53,531,886.10	55,089,674.41	51,959,323.56	-	160,580,884.07
Other Compensation														
PERA - Civilian	5010201001	11,712,000.00	-	11,712,000.00	11,712,000.00	6,000.00	-	-	11,718,000.00	3,002,870.96	3,018,684.48	3,243,550.04	-	9,265,105.48
Representation Allowance (RA)	5010202000	5,850,000.00	-	5,850,000.00	5,850,000.00	45,000.00	-	-	5,895,000.00	1,721,806.45	1,582,300.00	1,544,250.00	-	4,848,356.45
Transportation Allowance (TA)	5010203001	5,850,000.00	-	5,850,000.00	5,850,000.00	31,245.74	-	-	5,881,245.74	1,221,598.74	1,401,889.10	1,274,687.37	-	3,898,175.21
Clothing/Uniform Allowance - Civilian	5010204001	2,440,000.00	-	2,440,000.00	2,440,000.00	162,000.00	-	-	2,602,000.00	914,000.00	1,745,000.00	10,000.00	-	2,669,000.00
Quarters Allowance	5-01-02-070-01	-	-	-	-	-	-	-	-	7,500.00	7,500.00	7,500.00	-	22,500.00
Productivity Enhancement Incentive - Civilian	5010299012	2,440,000.00	-	2,440,000.00	2,440,000.00	(49,213.54)	-	-	2,390,786.46	-	-	-	-	-
Loyalty Pay	5-01-02-120-01	-	-	-	-	-	-	-	-	-	-	-	-	-
Honoraria	5-01-02-100-01	722,000.00	-	722,000.00	722,000.00	-	-	-	722,000.00	38,400.00	39,900.00	51,600.00	-	129,900.00
Longevity Pay	5-01-02-120-01	-	-	-	-	52,213.54	-	-	52,213.54	62,213.54	-	10,000.00	-	72,213.54
Overtime Pay	5-01-02-130-01	-	-	-	-	565,549.11	-	-	565,549.11	74,168.48	377,128.22	224,951.29	-	676,247.99
Bonus - Civilian	5010214001	15,511,000.00	-	15,511,000.00	15,511,000.00	(138,805.66)	-	-	15,372,194.34	-	3,807,383.92	240,754.00	-	4,048,137.82
Cash Gift - Civilian	5010215001	2,440,000.00	-	2,440,000.00	2,440,000.00	(36,811.67)	-	-	2,403,188.33	-	60,000.00	-	-	60,000.00
Productivity Enhancement Incentive	5-01-02-990-12	-	-	-	-	66,758.00	-	-	66,758.00	-	66,758.00	-	-	66,758.00
Other Bonuses and Allowances	5-01-02-990-14	-	-	-	-	-	-	-	-	6,900.00	-	-	-	6,900.00
Personnel Benefit Contributions														
Pag-IBIG - Civilian	5010302001	586,000.00	-	586,000.00	586,000.00	4,386.67	400.00	400.00	590,386.67	195,101.75	143,564.50	152,738.82	-	491,405.07
PhilHealth - Civilian	5010303001	1,585,000.00	-	1,585,000.00	1,585,000.00	35,662.50	1,750.00	1,750.00	1,620,662.50	534,375.00	513,637.50	511,203.00	-	1,559,215.50
ECIP - Civilian	5010304001	586,000.00	-	586,000.00	586,000.00	1,100.00	-	-	587,100.00	152,300.00	158,200.00	474,600.86	-	785,100.86
Other Personnel Benefits														
Terminal Leave Benefits	5-01-04-030-01	1,347,000.00	-	1,347,000.00	473,000.00	13,969.82	-	-	486,969.82	-	486,969.82	60,589.53	-	547,559.35
Lump-sum for Step Increments - Length of Service	5010499010	465,000.00	-	465,000.00	465,000.00	(14,000.00)	-	-	451,000.00	7,015.00	8,564.94	11,299.30	-	26,879.24
Step Increment - Meritorious Performance		354,000.00	-	354,000.00	354,000.00	-	-	-	354,000.00	-	-	5,000.00	-	5,000.00
Other Personnel Benefits	5-01-04-990-99	-	-	-	-	363,112.57	-	-	363,112.57	51,672.22	499,919.10	668,180.42	-	1,219,771.74
Other Personnel Benefits -Loyalty Pay (r2)	5-01-04-990-99	-	-	-	-	10,000.00	-	-	10,000.00	10,000.00	10,000.00	-	-	20,000.00


Particulars	UACS CODE	Appropriations			Allotments					Current Year Obligations				Total
		Authorized Appropriation	Adjustments (Transfer To/From, Realignment)	Adjusted Appropriations	Allotments Received	Adjustments: (Withdrawal) Realignment	Transfer To	Transfer From	Adjusted Total Allotments	1st Quarter	2nd Quarter	3rd Quarter	4th Quarter	
										Ending March 31	Ending June 30	Ending Sept. 30	Ending Dec. 31	
1	2	3	4	5=(3+4)	6	7	8	9	10=[(6+(-)7)-8+9]	11	12	13	14	15=(11+12+13+14)
Maintenance & Other Operating Expenses		5,281,427,000.00	(123,955,000.00)	5,137,472,000.00	5,137,472,000.00	-	1,334,392,180.12	1,334,392,180.12	5,137,472,000.00	63,734,060.82	351,608,682.67	1,729,263,796.16	-	2,144,606,639.65
Traveling Expenses														
Travel Expenses-Local	5020101000	52,633,000.00	-	52,633,000.00	52,633,000.00	3,767,541.53	3,378,581.50	3,378,581.50	56,400,541.53	3,903,467.03	10,717,943.88	7,467,185.40	-	22,088,596.31
Travel Expenses-Foreign	5-02-01-020-00	5,125,000.00	-	5,125,000.00	5,125,000.00	92,163.08	-	-	5,217,163.08	2,318,630.10	326,206.09	823,225.86	-	3,468,062.05
Training and Scholarship Expenses														
Training Expenses	5020201000	15,660,000.00	-	15,660,000.00	15,660,000.00	41,887,827.74	1,405,507.00	1,405,507.00	57,547,827.74	728,405.00	614,612.99	1,063,958.20	-	2,406,976.19
Scholarship Grants/Expenses		200,379,000.00	-	200,379,000.00	200,379,000.00	-	-	-	200,379,000.00	-	-	-	-	-
Supplies & Materials Expenses														
Office Supplies Expenses	5020301000	22,967,000.00	-	22,967,000.00	22,967,000.00	(3,884,371.95)	2,372,521.30	2,372,521.30	19,082,628.05	3,695,909.33	3,886,848.67	2,869,501.21	-	10,452,259.21
Accountable Forms Expenses	5020302000	1,461,000.00	-	1,461,000.00	1,461,000.00	(433,000.00)	-	-	1,028,000.00	50,082.47	124,400.00	318,280.33	-	492,782.80
Food Expenses	5-02-03-050-00	-	-	-	-	-	-	-	-	-	-	-	-	32,000.00
Drugs and Medicines Expenses	5020307000	455,000.00	-	455,000.00	455,000.00	26,281.50	-	-	481,281.50	13,418.30	15,067.50	147,503.75	-	175,987.55
Fuel, Oil and Lubricants Expenses	5020309000	4,236,000.00	-	4,236,000.00	4,236,000.00	(758,335.82)	79,680.00	79,680.00	3,477,664.18	284,556.57	578,639.72	561,121.70	-	1,424,317.99
Other Supplies & Materials Expenses	5020399000	4,185,000.00	-	4,185,000.00	4,185,000.00	4,490,076.37	1,510,549.00	1,510,549.00	8,675,076.37	590,132.98	1,778,301.76	2,669,843.05	-	5,038,277.79
SEMI EXPANDABLES														
ICTE EXPENSES	5020321003	-	-	-	-	-	-	-	-	-	21,589.00	-	-	21,589.00
Utility Expenses														
Water Expenses	5020401000	7,497,000.00	-	7,497,000.00	7,497,000.00	(199,000.00)	-	-	7,298,000.00	300,359.22	648,982.01	500,387.67	-	1,449,728.90
Electricity Expenses	5020402000	18,618,000.00	-	18,618,000.00	18,618,000.00	579,085.41	-	-	19,197,085.41	2,327,408.24	3,827,851.43	3,425,181.42	-	9,580,441.09
Communication Expenses														
Postage and Courier Services	5020501000	961,000.00	-	961,000.00	961,000.00	636,928.76	219,392.05	219,392.05	1,597,928.76	219,715.92	345,747.78	695,073.19	-	1,260,536.89
Landline	5020502002	5,701,000.00	-	5,701,000.00	5,701,000.00	62,931.47	61,400.00	61,400.00	5,763,931.47	597,157.83	933,344.97	1,060,727.50	-	2,591,230.30
Mobile Expenses	5020502001	4,049,000.00	-	4,049,000.00	4,049,000.00	(78,618.71)	357,800.00	357,800.00	3,972,381.29	410,332.71	844,380.37	1,548,225.03	-	2,800,938.11
Internet Subscription Expenses	5020503000	5,457,000.00	-	5,457,000.00	5,457,000.00	(185,400.00)	76,900.00	76,900.00	5,271,600.00	408,279.65	294,568.51	539,325.13	-	1,242,173.29
Cable, Satellite, Telegraph and Radio Expenses	5-02-05-040-00	-	-	-	-	5,434.00	-	-	5,434.00	5,499.98	9,428.99	6,354.99	-	21,283.96
Membership Dues and Contributions to Organization	5029906000	20,000.00	-	20,000.00	20,000.00	(2,000.00)	-	-	18,000.00	-	7,500.00	(7,500.00)	-	-
Awards/Rewards Expenses	5-02-06-010-00	-	-	-	-	2,000.00	-	-	2,000.00	2,000.00	-	-	-	2,000.00
Extraordinary & Miscellaneous Expenses	5021003000	4,012,000.00	-	4,012,000.00	4,012,000.00	616,400.00	-	-	4,628,400.00	1,038,518.97	1,195,157.12	1,189,011.08	-	3,422,687.17
Professional Services														
Legal Services	5021101000	1,656,000.00	-	1,656,000.00	1,656,000.00	619,900.00	-	-	2,275,900.00	45,700.00	343,270.00	598,400.00	-	987,370.00
Auditing Services	5021102000	248,000.00	-	248,000.00	248,000.00	(3,000.00)	-	-	245,000.00	39,558.83	80,776.36	44,844.05	-	165,179.24
Consultancy Services	5-02-11-030-00	23,368,000.00	-	23,368,000.00	23,368,000.00	561,000.00	-	-	23,929,000.00	4,317,087.08	1,487,437.84	3,797,813.84	-	9,602,338.76
Other Professional Services	5021199000	117,236,000.00	-	117,236,000.00	117,236,000.00	(7,640,924.49)	14,152,503.00	14,152,503.00	109,595,075.51	23,373,065.53	5,436,420.02	13,064,420.90	-	41,873,908.45
General Services														
Janitorial Services	5021202000	4,704,000.00	-	4,704,000.00	4,704,000.00	(307,913.31)	2,400.00	2,400.00	4,396,086.69	3,678,144.83	299,716.75	306,683.54	-	4,284,545.12
Security Services	5021203000	8,277,000.00	-	8,277,000.00	8,277,000.00	203,943.32	-	-	8,480,943.32	7,421,717.37	1,357,107.25	1,336,862.17	-	10,115,686.79
Other General Services	5021299099	1,109,000.00	-	1,109,000.00	1,109,000.00	326,906.56	3,600.00	3,600.00	1,435,906.56	999,390.77	631,195.06	755,760.44	-	2,386,348.27
Repairs & Maintenance (Specify object)														
RM - Buildings & Other Structures	5-02-13-040-01	50,000.00	-	50,000.00	50,000.00	539,191.88	-	-	589,191.88	170,572.09	396,495.00	473,846.91	-	1,040,914.00
RM - Investment Property	5021301000	800,000.00	-	800,000.00	800,000.00	(10,000.00)	-	-	790,000.00	-	-	31,812.00	-	31,812.00
RM - Machinery & Equipment	5-02-13-050-01	100,000.00	-	100,000.00	100,000.00	9,199.75	-	-	109,199.75	46,279.75	65,989.75	64,118.45	-	176,387.95
RM - Office Equipment	5021305002	810,000.00	-	810,000.00	810,000.00	155,821.00	-	-	965,821.00	14,342.00	92,516.00	31,571.00	-	138,429.00

Particulars	UACS CODE	Appropriations			Allotments					Current Year Obligations				
		Authorized Appropriation	Adjustments (Transfer (To)/From, Realignment)	Adjusted Appropriations	Allotments Received	Adjustments: (Withdrawal) Realignment	Transfer To	Transfer From	Adjusted Total Allotments	1st Quarter Ending March 31	2nd Quarter Ending June 30	3rd Quarter Ending Sept. 30	4th Quarter Ending Dec. 31	Total
1	2	3	4	5=(3+4)	6	7	8	9	10=[(6+(-)7)-8+9]	11	12	13	14	15=(11+12+13+14)
RM - IT Equipment and Software	5021305003	402,000.00	-	402,000.00	402,000.00	13,380.00	-	-	415,380.00	-	55,301.00	3,150.00	-	58,451.00
RM -Motor Vehicle	5021306001	4,839,000.00	-	4,839,000.00	4,839,000.00	(728,110.75)	-	-	4,110,889.25	459,611.16	494,883.51	348,765.05	-	1,303,259.73
RM - Furniture & Fixtures	5-02-13-070-00	210,000.00	-	210,000.00	210,000.00	346,975.68	-	-	556,975.68	237,010.75	61,725.75	155,325.93	-	454,062.43
RM - Other Property, Plant & Equipment	5-02-13-990-99	500,000.00	-	500,000.00	500,000.00	51,000.00	-	-	551,000.00	-	1,400.00	58,435.00	-	59,835.00
Taxes, Insurance Premiums and Other Fees														
Taxes, Duties and Licenses	5021501001	1,334,000.00	-	1,334,000.00	1,334,000.00	(457,046.97)	-	-	876,953.03	61,239.85	33,719.86	66,898.14	-	161,857.65
Fidelity Bond Premiums	5021502000	95,000.00	-	95,000.00	95,000.00	182,919.75	-	-	277,919.75	82,470.00	157,765.09	56,517.75	-	296,752.84
Insurance Expenses	5021503000	259,000.00	-	259,000.00	259,000.00	234,953.17	-	-	493,953.17	325,225.96	322,741.61	193,776.14	-	841,743.71
Advertising Expenses	5029901000	3,070,000.00	-	3,070,000.00	3,070,000.00	780,150.25	-	-	3,850,150.25	118,852.32	65,483.00	298,310.80	-	482,646.12
Printing and Publication Expenses	5029902000	14,891,000.00	-	14,891,000.00	14,891,000.00	(4,042,025.00)	915,146.15	915,146.15	10,848,975.00	46,830.10	85,348.87	159,226.95	-	291,405.92
Representation Expenses	5029903000	13,108,000.00	-	13,108,000.00	13,108,000.00	17,591,808.75	17,919,130.62	17,919,130.62	30,699,808.75	2,092,499.10	5,560,611.96	4,996,391.50	-	12,649,502.56
Transportation and Delivery Expenses	5029904000	501,000.00	-	501,000.00	501,000.00	(240,000.00)	-	-	261,000.00	1,432.50	17,919.00	4,618.00	-	23,969.50
Rents - Buildings and Structures	5-02-99-050-01	-	-	-	-	1,528,500.00	-	-	1,528,500.00	499,500.00	499,500.00	499,500.00	-	1,498,500.00
Rents - Equipment	5029905004	13,640,000.00	-	13,640,000.00	13,640,000.00	(1,352,000.53)	108,000.00	108,000.00	12,287,999.47	234,576.38	411,089.72	414,702.13	-	1,060,348.23
Rent Expenses- Living Quarters (4B)	5-02-99-050-05	-	-	-	-	(701,000.00)	-	-	(701,000.00)	7,500.00	7,500.00	7,500.00	-	22,500.00
Rent/Lease Expenses	5-02-99-050-01	437,000.00	-	437,000.00	437,000.00	35,000.00	285,000.00	285,000.00	472,000.00	47,500.00	176,382.03	160,000.00	-	393,882.03
Membership Dues and Contributions to Organization	5029906000	180,000.00	-	180,000.00	180,000.00	(63,914.76)	-	-	116,085.24	43,600.00	45,000.00	35,000.00	-	123,600.00
Other Subscription Expenses	5029907099	706,000.00	-	706,000.00	706,000.00	(276,391.55)	-	-	429,608.45	36,097.00	82,869.76	103,863.00	-	222,829.76
Labor and Wages		-	-	-	-	60,000.00	-	-	60,000.00	29,742.00	32,500.00	1,700.00	-	63,942.00
Other Maintenance and Operating Expenses	5-02-99-990-00	-	-	-	-	576,135.77	-	-	576,135.77	534,995.27	3,017,947.10	1,741,644.31	-	5,294,586.68
Bank Charges		-	-	-	-	-	-	-	-	-	4,800.00	4,800.00	-	9,600.00
Donations	5-02-99-080-00	4,695,681,000.00	(123,955,000)	4,571,726,000.00	4,571,726,000.00	(54,622,412)	1,291,544,070	1,291,544,070	4,517,103,588.10	1,875,648	304,112,720	1,674,540,133	-	1,980,528,500.31
Capital Outlays		136,374,000.00	-	136,374,000.00	136,374,000.00	-	-	-	136,374,000.00	206,388.97	-	4,435,201.09	-	4,641,590.06
Buildings	5-06-04-040-01	13,053,000.00	-	13,053,000.00	13,053,000.00	-	-	-	13,053,000.00	206,388.97	-	-	-	206,388.97
Other Structures	5-06-04-040-99	3,000,000.00	-	3,000,000.00	3,000,000.00	-	-	-	3,000,000.00	-	-	-	-	-
Office Equipment	5-06-04-050-02	-	-	-	-	120,000.00	-	-	120,000.00	-	-	120,000.00	-	120,000.00
Information & Communication Technology Equipment	5-06-04-050-03	59,949,000.00	-	59,949,000.00	59,949,000.00	(120,000.00)	-	-	59,829,000.00	-	-	3,794,063.52	-	3,794,063.52
Medical Equipment	5-06-04-050-11	50,000,000.00	-	50,000,000.00	50,000,000.00	-	-	-	50,000,000.00	-	-	-	-	-
Motor Vehicles	5-06-04-060-01	6,000,000.00	-	6,000,000.00	6,000,000.00	-	-	-	6,000,000.00	-	-	-	-	-
Furniture & Fixtures	5-06-04-070-01	1,963,000.00	-	1,963,000.00	1,963,000.00	-	-	-	1,963,000.00	-	-	521,137.57	-	521,137.57
Computer Software	5-06-06-020-00	2,409,000.00	-	2,409,000.00	2,409,000.00	-	-	-	2,409,000.00	-	-	-	-	-

Particulars	UACS CODE	Appropriations			Allotments					Current Year Obligations				
		Authorized Appropriation	Adjustments (Transfer To/From, Reallignment)	Adjusted Appropriations	Allotments Received	Adjustments: (Withdrawal) Realignment	Transfer To	Transfer From	Adjusted Total Allotments	1st Quarter Ending March 31	2nd Quarter Ending June 30	3rd Quarter Ending Sept. 30	4th Quarter Ending Dec. 31	Total
1	2	3	4	5=(3+4)	6	7	8	9	10=[(6+(-)7)-8+9]	11	12	13	14	15=(11+12+13+14)
B. AUTOMATIC APPROPRIATIONS														
Life and Retirement Insurance Contributions	5010301000	22,338,000.00	3,627,648.00	25,965,648.00	25,965,648.00	-	-	-	25,965,648.00	6,178,738.87	7,378,021.71	8,625,885.51	-	20,180,743.89
C. SPECIAL PURPOSE FUNDS														
Miscellaneous Personnel Benefits Fund		-	58,753,816.00	58,753,816.00	58,753,816.00	-	3,270,000.00	3,270,000.00	58,753,816.00	4,711,465.90	18,112,768.14	10,568,395.35	-	33,382,629.39
Salaries and Wages														
Basic Salary - Civilian	5010101001	-	35,328,381.86	35,328,381.66	35,328,381.66	-	-	-	35,328,381.66	4,485,574.43	5,247,494.04	4,926,992.48	-	14,660,060.95
Other Compensation														
Personnel Economic Relief Allowance (PERA)	5-01-02-010-00	-	256,000.00	256,000.00	256,000.00	-	-	-	256,000.00	78,000.00	78,000.00	78,000.00	-	234,000.00
Representation Allowance (RA)	5-01-02-020-00	-	456,000.00	456,000.00	456,000.00	-	-	-	456,000.00	87,000.00	126,000.00	129,500.00	-	342,500.00
Transportation Allowance (TA)	5-01-02-030-01	-	348,000.00	348,000.00	348,000.00	-	-	-	348,000.00	38,466.47	70,048.80	100,248.03	-	208,763.10
Clothing/Uniform Allowance	5-01-02-040-01	-	55,000.00	55,000.00	55,000.00	-	-	-	55,000.00	-	65,000.00	-	-	65,000.00
Productivity Incentive Allowance	5-01-02-080-01	-	50,000.00	50,000.00	50,000.00	-	-	-	50,000.00	-	-	-	-	-
Overtime Pay	5-01-02-130-01	-	6,861,822.00	6,861,822.00	6,861,822.00	-	-	-	6,861,822.00	-	6,757,958.00	19,077.00	-	6,777,035.00
Bonus - Civilian	5010214001	-	8,316,579.00	8,316,579.00	8,316,579.00	-	-	-	8,316,579.00	-	5,127,155.00	-	-	5,127,155.00
Cash Gift	5-01-02-150-01	-	55,000.00	55,000.00	55,000.00	-	-	-	55,000.00	-	-	-	-	-
Personnel Benefit Contributions														
Pag-ibig Contributions	5-01-03-020-01	-	13,550.00	13,550.00	13,550.00	-	-	-	13,550.00	3,900.00	3,900.00	3,900.00	-	11,700.00
PhilHealth - Civilian	5010303001	-	48,318.34	48,318.34	48,318.34	-	-	-	48,318.34	14,287.50	12,887.50	26,977.84	-	54,152.84
Employees Compensation Insurance Premiums	5-01-03-040-01	-	12,800.00	12,800.00	12,800.00	-	-	-	12,800.00	3,900.00	3,900.00	3,900.00	-	11,700.00
Other Personnel Benefits														
Lump-sum for Step Increments - Length of Service	5010499010	-	7,719.00	7,719.00	7,719.00	-	-	-	7,719.00	337.50	2,012.00	-	-	2,349.50
Other Personnel Benefits - PEI	5-01-02-990-12	-	699,323.00	699,323.00	699,323.00	-	-	-	699,323.00	-	618,413.00	-	-	618,413.00
Performance Based Bonus														
		-	5,546,000.00	5,546,000.00	5,546,000.00	-	3,270,000.00	3,270,000.00	5,546,000.00	-	-	5,279,800.00	-	5,279,800.00
Pension and Gratuity Fund														
		-	8,452,922.00	8,452,922.00	8,452,922.00	-	-	-	8,452,922.00	232,279.88	3,321,264.81	4,394,203.45	-	7,947,748.14
GRAND TOTAL		5,658,172,000.00	(53,120,614.00)	5,605,051,386.00	5,604,177,386.00	(0.00)	1,337,666,480.12	1,337,666,480.12	5,604,177,386.00	136,592,740.48	449,437,811.30	1,615,762,809.75	-	2,401,793,361.53

Certified Correct:


VIOLETA B. GALO
 Chief Administrative Officer
 Budget Officer


MIRIAM Y. MIRANDA
 Chief Accountant
 Accounting Division

	Current Year Appropriations
	Supplemental Appropriations
	Continuing Appropriations

Department : Other Executive Office
 Agency : Commission on Higher Education
 Operating Unit :
 Organization Code (UACS) : 26 004 00 00000
 Funding Source Code (as clustered) : 01 1 01 101
 (e.g. Old Fund Code: 101,102, 151)


Particulars	UACS CODE	Current Year Disbursements					Balances				
		1st Quarter	2nd Quarter	3rd Quarter	4th Quarter	Total	Unreleased Appropriations	Unobligated Allotment	Unpaid Obligations (15-20) = (23+24)		
		Ending March 31	Ending June 30	Ending Sept. 30	Ending Dec. 31				Due and Demandable	Not Yet Due and Demandable	
1	2	16	17	18	19	20=(16+17+18+19)	21=(5-10)	22=(10-15)	23	24	
SUMMARY											
A. AGENCY SPECIFIC BUDGET											
Personnel Services		58,044,223.44	69,720,013.49	60,153,464.63	-	188,917,701.45	874,000.00	46,134,889.60	2,106,408.95	-	
Salaries and Wages											
Basic Salary - Civilian	5010101001	51,175,343.94	56,317,933.32	51,704,408.49	-	159,197,685.74	1,118,167.08	24,445,948.85	1,383,198.33		
Other Compensation											
PERA - Civilian	5010201001	2,956,870.96	2,966,884.46	3,240,283.38	-	9,163,838.80	(6,000.00)	2,452,894.54	101,266.66		
Representation Allowance (RA)	5010202000	1,697,806.45	1,553,300.00	1,536,000.00	-	4,787,106.45	(45,000.00)	1,046,643.55	61,250.00		
Transportation Allowance (TA)	5010203001	1,209,742.71	1,358,699.63	1,286,447.40	-	3,854,889.74	(31,245.74)	1,983,070.53	43,285.47		
Clothing/Uniform Allowance - Civilian	5010204001	914,000.00	1,745,000.00	5,900.00	-	2,664,900.00	(162,000.00)	(67,000.00)	4,100.00		
Quarters Allowance	5-01-02-070-01	7,500.00	7,500.00	7,500.00	-	22,500.00	-	(22,500.00)	-		
Productivity Enhancement Incentive - Civilian	5010299012	-	-	-	-	-	49,213.54	2,390,786.46	-		
Loyalty Pay	5-01-02-120-01	-	-	25,000.00	-	25,000.00	-	(25,000.00)	-		
Honoraria	5-01-02-100-01	38,400.00	39,735.00	36,800.00	-	114,735.00	-	592,100.00	15,165.00		
Longevity Pay	5-01-02-120-01	62,213.54	-	10,000.00	-	72,213.54	(52,213.54)	(20,000.00)	-		
Overtime Pay	5-01-02-130-01	59,569.37	369,554.65	205,856.82	-	634,980.84	(565,549.11)	(110,898.88)	41,287.15		
Bonus - Civilian	5010214001	-	3,807,383.92	240,754.00	-	4,048,137.92	138,805.66	11,324,056.42	-		
Cash Gift - Civilian	5010215001	-	60,000.00	-	-	60,000.00	36,811.67	2,343,188.33	-		
Productivity Enhancement Incentive	5-01-02-990-12	-	66,758.00	-	-	66,758.00	(66,758.00)	-	-		
Other Bonuses and Allowances	5-01-02-990-14	6,900.00	-	-	-	6,900.00	-	(6,900.00)	-		
Personnel Benefit Contributions											
Pag-IBIG - Civilian	5010302001	193,501.75	163,164.50	152,728.82	-	509,395.07	(4,386.67)	98,981.60	(17,990.00)		
PhilHealth - Civilian	5010303001	521,287.50	564,537.50	511,203.00	-	1,597,028.00	(35,662.50)	61,447.00	(37,812.50)		
ECIP - Civilian	5010304001	132,400.00	181,700.00	467,663.36	-	781,763.36	(1,100.00)	(198,000.86)	3,337.60		
Other Personnel Benefits											
Terminal Leave Benefits	5-01-04-030-01	-	13,969.82	60,589.53	-	74,559.35	860,030.18	(60,589.53)	473,000.00		
Lump-sum for Step Increments - Length of Service	5010499010	7,015.00	4,173.59	4,349.31	-	15,537.90	14,000.00	424,120.76	11,341.34		
Step Increment - Meritorious Performance		-	-	5,000.00	-	5,000.00	-	349,000.00	-		
Other Personnel Benefits	5-01-04-990-99	51,672.22	489,919.10	653,180.42	-	1,194,771.74	(363,112.57)	(856,659.17)	25,000.00		
Other Personnel Benefits -Loyalty Pay (r2)	5-01-04-990-99	10,000.00	10,000.00	-	-	20,000.00	(10,000.00)	(10,000.00)	-		

Particulars	UACS CODE	Current Year Disbursements					Balances			
		1st Quarter	2nd Quarter	3rd Quarter	4th Quarter	Total	Unreleased Appropriations	Unobligated Allotment	Unpaid Obligations (15-20) = (23+24)	
		Ending March 31	Ending June 30	Ending Sept. 30	Ending Dec. 31				Due and Demandable	Not Yet Due and Demandable
1	2	16	17	18	19	20=(16+17+18+19)	21=(5-10)	22=(10-15)	23	24
Maintenance & Other Operating Expenses		25,940,589.61	89,423,376.29	1,658,489,003.37	-	1,783,852,969.27	-	2,992,865,460.35	360,753,570.38	-
Traveling Expenses										
Travel Expenses-Local	5020101000	3,780,848.11	9,948,952.39	7,668,246.19	-	21,398,046.69	(3,767,541.53)	34,311,945.22	690,548.62	
Travel Expenses-Foreign	5-02-01-020-00	1,953,171.78	685,561.63	779,169.88	-	3,417,903.27	(92,163.08)	1,749,101.03	50,158.78	
Training and Scholarship Expenses										
Training Expenses	5020201000	710,720.00	832,297.99	1,063,958.20	-	2,406,976.19	(41,887,827.74)	55,140,851.55	-	
Scholarship Grants/Expenses		-	-	-	-	-	-	200,379,000.00	-	
Supplies & Materials Expenses										
Office Supplies Expenses	5020301000	3,691,169.99	3,743,693.09	2,940,999.85	-	10,375,862.73	3,884,371.95	8,630,368.84	76,396.48	
Accountable Forms Expenses	5020302000	50,082.47	123,200.00	318,280.33	-	491,562.80	433,000.00	535,237.20	1,200.00	
Food Expenses	5-02-03-050-00	-	-	32,000.00	-	32,000.00	-	(32,000.00)	-	
Drugs and Medicines Expenses	5020307000	13,416.30	15,067.50	35,356.25	-	63,840.05	(26,281.50)	305,293.95	112,147.50	
Fuel, Oil and Lubricants Expenses	5020309000	275,368.16	575,501.25	550,583.22	-	1,401,452.63	758,335.82	2,053,346.19	22,865.36	
Other Supplies & Materials Expenses	5020399000	563,161.98	1,573,378.68	2,693,080.60	-	4,829,621.26	(4,490,076.37)	3,636,798.58	208,656.53	
SEMI EXPANDABLES										
ICTE EXPENSES	5020321003	-	21,589.00	-	-	21,589.00	-	(21,589.00)	-	
Utility Expenses										
Water Expenses	5020401000	283,139.22	665,002.01	498,597.66	-	1,446,728.89	199,000.00	5,848,271.10	3,000.01	
Electricity Expenses	5020402000	1,696,004.77	4,456,254.90	3,127,288.83	-	9,279,548.50	(579,085.41)	9,618,644.32	300,892.59	
Communication Expenses										
Postage and Courier Services	5020501000	217,004.15	345,098.73	691,922.19	-	1,254,025.07	(836,928.76)	337,391.87	6,511.82	
Landline	5020502002	577,827.94	946,935.02	884,674.55	-	2,409,437.51	(62,931.47)	3,172,701.17	181,792.79	
Mobile Expenses	5020502001	344,148.95	899,368.78	1,546,936.17	-	2,790,453.90	78,618.71	1,171,443.18	10,484.21	
Internet Subscription Expenses	5020503000	406,442.21	274,976.95	413,415.45	-	1,094,834.61	185,400.00	4,029,428.71	147,338.68	
Cable, Satellite, Telegraph and Radio Expenses	5-02-05-040-00	5,499.98	9,428.99	6,354.99	-	21,283.96	(5,434.00)	(15,849.96)	-	
Membership Dues and Contributions to Organization	5028906000	-	7,500.00	(7,500.00)	-	-	2,000.00	18,000.00	-	
Awards/Rewards Expenses	5-02-06-010-00	2,000.00	-	-	-	2,000.00	(2,000.00)	-	-	
Extraordinary & Miscellaneous Expenses	5021003000	1,038,518.97	1,184,757.12	1,173,366.88	-	3,396,642.87	(818,400.00)	1,205,712.83	26,044.20	
Professional Services										
Legal Services	5021101000	44,200.00	340,370.00	388,800.00	-	773,370.00	(619,900.00)	1,288,530.00	214,000.00	
Auditing Services	5021102000	39,318.83	76,846.49	21,341.00	-	137,506.32	3,000.00	79,820.76	27,672.92	
Consultancy Services	5-02-11-030-00	765,573.00	2,344,338.06	2,366,802.92	-	5,476,713.98	(561,000.00)	14,328,881.24	4,125,624.78	
Other Professional Services	5021199000	2,251,410.54	5,603,443.60	17,996,867.84	-	25,851,721.78	7,640,924.49	67,721,169.06	16,022,184.67	
General Services										
Janitorial Services	5021202000	138,359.87	1,177,173.75	596,034.78	-	1,911,568.40	307,913.31	111,541.57	2,372,976.72	
Security Services	5021203000	2,103,014.18	3,159,630.28	2,525,697.66	-	7,788,342.12	(203,943.32)	(1,634,743.47)	2,327,344.67	
Other General Services	5021299099	969,270.77	638,725.06	724,563.95	-	2,332,559.78	(326,906.56)	(950,439.71)	53,786.49	
Repairs & Maintenance (Specify object)										
RM - Buildings & Other Structures	5-02-13-040-01	170,572.09	396,495.00	473,846.91	-	1,040,914.00	(539,191.88)	(451,722.12)	-	
RM - Investment Property	5021301000	-	-	31,812.00	-	31,812.00	10,000.00	758,188.00	-	
RM - Machinery & Equipment	5-02-13-050-01	45,995.21	66,274.29	64,118.45	-	176,387.95	(9,199.75)	(67,188.20)	-	
RM - Office Equipment	5021305002	14,342.00	39,716.00	43,571.00	-	97,629.00	(155,821.00)	827,392.00	40,800.00	


Particulars	UACS CODE	Current Year Disbursements					Balances				
		1st Quarter	2nd Quarter	3rd Quarter	4th Quarter	Total	Unreleased Appropriations	Unobligated Allotment	Unpaid Obligations (15-20) = (23+24)		
		Ending March 31	Ending June 30	Ending Sept. 30	Ending Dec. 31				Due and Demandable	Not Yet Due and Demandable	
1	2	16	17	18	19	20=(16+17+18+19)	21=(5-10)	22=(10-15)	23	24	
RM - IT Equipment and Software	5021305003	-	55,301.00	3,150.00	-	58,451.00	(13,390.00)	358,939.00	-	-	
RM - Motor Vehicle	5021306001	390,162.71	491,058.96	365,270.45	-	1,246,492.12	728,110.75	2,807,629.52	56,767.61	-	
RM - Furniture & Fixtures	5-02-13-070-00	23,439.81	99,176.69	80,861.31	-	203,477.81	(346,975.68)	102,913.25	250,584.62	-	
RM - Other Property, Plant & Equipment	5-02-13-980-99	-	1,400.00	58,435.00	-	59,835.00	(51,000.00)	491,165.00	-	-	
Taxes, Insurance Premiums and Other Fees											
Taxes, Duties and Licenses	5021501001	61,239.85	33,719.66	51,277.74	-	146,237.25	457,046.97	715,095.38	15,620.40	-	
Fidelity Bond Premiums	5021502000	82,470.00	157,765.09	58,517.75	-	298,752.84	(182,919.75)	(18,833.09)	-	-	
Insurance Expenses	5021503000	325,225.96	322,741.61	187,638.14	-	835,605.71	(234,953.17)	(347,790.54)	6,138.00	-	
Advertising Expenses	5029901000	2,640.00	123,201.32	44,250.00	-	170,091.32	(780,150.25)	3,367,504.13	312,554.80	-	
Printing and Publication Expenses	5029902000	46,830.10	72,048.87	163,139.03	-	282,018.00	4,042,025.00	10,357,589.08	9,387.92	-	
Representation Expenses	5029903000	1,571,998.53	5,613,941.63	4,570,766.90	-	11,756,707.06	(17,591,808.75)	18,050,308.19	892,795.50	-	
Transportation and Delivery Expenses	5029904000	1,432.50	17,919.00	4,618.00	-	23,969.50	240,000.00	237,030.50	-	-	
Rents - Buildings and Structures	5-02-99-050-01	498,500.00	333,000.00	666,000.00	-	1,498,500.00	(1,528,500.00)	30,000.00	-	-	
Rents - Equipment	5029905004	231,485.14	333,079.00	443,936.53	-	1,008,500.67	1,352,000.53	11,227,651.24	51,847.56	-	
Rent Expenses- Living Quarters (4B)	5-02-99-050-05	7,500.00	7,500.00	7,500.00	-	22,500.00	701,000.00	(723,500.00)	-	-	
Rent/Lease Expenses	5-02-99-050-01	47,500.00	176,382.03	160,000.00	-	383,882.03	(35,000.00)	88,117.97	-	-	
Membership Dues and Contributions to Organization	5029906000	43,600.00	45,000.00	35,000.00	-	123,600.00	63,914.78	(7,514.78)	-	-	
Other Subscription Expenses	5029907099	36,097.00	82,869.76	57,863.00	-	176,829.76	276,391.55	206,778.69	46,000.00	-	
Labor and Wages		29,742.00	32,500.00	1,700.00	-	63,942.00	(60,000.00)	(3,942.00)	-	-	
Other Maintenance and Operating Expenses	5-02-99-990-00	389,144.54	3,141,837.67	1,741,644.31	-	5,272,626.52	(576,135.77)	(4,718,450.91)	21,960.16	-	
Bank Charges		4,800.00	-	4,800.00	-	9,600.00	-	(9,600.00)	-	-	
Donations	5-02-99-080-00	-	48,326.557	1,600,134.458	-	1,648,461,015.32	54,622,411.90	2,538,575,087.79	332,067,484.99	-	
Capital Outlays		-	206,388.97	3,858,063.52	-	4,064,452.49	-	131,732,409.94	577,137.57	-	
Buildings	5-06-04-040-01	-	206,388.97	-	-	206,388.97	-	12,846,611.03	-	-	
Other Structures	5-06-04-040-99	-	-	-	-	-	-	3,000,000.00	-	-	
Office Equipment	5-06-04-050-02	-	-	64,000.00	-	64,000.00	(120,000.00)	-	56,000.00	-	
Information & Communication Technology Equipment	5-06-04-050-03	-	-	3,794,063.52	-	3,794,063.52	120,000.00	56,034,936.48	-	-	
Medical Equipment	5-06-04-050-11	-	-	-	-	-	-	50,000,000.00	-	-	
Motor Vehicles	5-06-04-060-01	-	-	-	-	-	-	8,000,000.00	-	-	
Furniture & Fixtures	5-06-04-070-01	-	-	-	-	-	-	1,441,862.43	521,137.57	-	
Computer Software	5-06-06-020-00	-	-	-	-	-	-	2,409,000.00	-	-	

Particulars	UACS CODE	Current Year Disbursements					Total	Unreleased Appropriations	Unobligated Allotment	Unpaid Obligations (15-20) = (23+24)	
		1st Quarter	2nd Quarter	3rd Quarter	4th Quarter	Due and Demandable				Not Yet Due and Demandable	
		Ending March 31	Ending June 30	Ending Sept. 30	Ending Dec. 31						
1	2	16	17	18	19	20=(16+17+18+19)	21=(5-10)	22=(10-15)	23	24	
B. AUTOMATIC APPROPRIATIONS											
Life and Retirement Insurance Contributions	5010301000	5,485,706.17	7,847,788.42	6,625,805.51	-	19,869,300.10	-	5,784,904.11	211,443.79	-	
C. SPECIAL PURPOSE FUNDS											
Miscellaneous Personnel Benefits Fund		4,329,690.06	17,636,384.06	9,929,452.79	-	31,895,526.91	-	25,361,186.61	1,497,102.48	-	
Salaries and Wages											
Basic Salary - Civilian	5010101001	4,104,135.89	4,771,109.96	4,675,292.52	-	13,550,538.37	-	20,668,320.71	1,109,522.58	-	
Other Compensation											
Personnel Economic Relief Allowance (PERA)	5-01-02-010-00	78,000.00	78,000.00	78,000.00	-	234,000.00	-	22,000.00	-	-	
Representation Allowance (RA)	5-01-02-020-00	87,000.00	126,000.00	129,500.00	-	342,500.00	-	113,500.00	-	-	
Transportation Allowance (TA)	5-01-02-030-01	38,466.67	70,048.60	100,248.03	-	208,763.30	-	139,236.90	(0.20)	-	
Clothing/Uniform Allowance	5-01-02-040-01	-	65,000.00	-	-	65,000.00	-	(10,000.00)	-	-	
Productivity Incentive Allowance	5-01-02-080-01	-	-	-	-	-	-	50,000.00	-	-	
Overtime Pay	5-01-02-130-01	-	6,757,958.00	-	-	6,757,958.00	-	84,787.00	19,077.00	-	
Bonus - Civilian	5010214001	-	5,127,155.00	-	-	5,127,155.00	-	3,189,424.00	-	-	
Cash Gift	5-01-02-150-01	-	-	-	-	-	-	55,000.00	-	-	
Personnel Benefit Contributions											
Pag-ibig Contributions	5-01-03-020-01	3,900.00	3,900.00	3,900.00	-	11,700.00	-	1,850.00	-	-	
PhilHealth - Civilian	5010303001	13,950.00	12,887.50	22,840.34	-	49,677.84	-	(5,834.50)	4,475.00	-	
Employees Compensation Insurance Premiums	5-01-03-040-01	3,900.00	3,900.00	3,900.00	-	11,700.00	-	1,100.00	-	-	
Other Personnel Benefits											
Lump-sum for Step Increments - Length of Service	5010499010	337.50	2,012.00	-	-	2,349.50	-	5,369.50	-	-	
Other Personnel Benefits - PEI	PEI 5-01-02-990-12	-	618,413.00	-	-	618,413.00	-	80,910.00	-	-	
Performance Based Bonus		-	-	4,915,771.90	-	4,915,771.90	-	268,200.00	364,028.10	-	
Pension and Gratuity Fund		232,279.88	3,178,206.42	4,394,203.45	-	7,804,689.75	-	505,173.86	143,058.39	-	
GRAND TOTAL		95,042,489.16	198,012,157.65	1,743,449,893.17	-	2,036,504,639.98	874,000.00	3,202,384,024.47	365,288,721.55	-	

Recommending Approval:


LUISA S. VALENCIA
 Director IV
 Administrative, Financial and Management Services

Approved By:


ATTY. JULIO D. VITRIOLO, CESO III
 Executive Director IV