




List of Allotments and Sub-Allotments  
As of the quarter ending September 30, 2016

Department : Other Executive Office  
 Agency : Commission on Higher Education  
 Operating Unit :  
 Organization Code (UACS) : 26 004 00 00000  
 Funding Source Code : 01 1 01 101

	Current Year Appropriations
	Continuing Appropriations
	Supplemental Appropriations

No.	Allotments / Sub-Allotments		Funding Source		Allotments / Sub-Allotments received from COs / ROs				Sub-Allotment to Regions/Operating Units				Total Allotments / Net of Sub-allotments			
	Particular	Date	Description	UACS Code	PS	MOOE	CO	Total	PS	MOOE	CO	Total	PS	MOOE	CO	Total
1	2	3	4	5	6	7	8	9=(6+7+8)	10	11	12	13=(10+11+12)	14 = (6+10)	15 = (7+11)	16 = (8 + 12)	17=(14+15+16)
<b>A. Allotments received from DBM</b>																
<b>Central Office</b>																
1	General Appropriations Act RA 10717	29-Dec-15	Regular	01 1 01 101	90,842,000.00	5,052,623,000.00	134,321,000.00	6,277,786,000.00		1,334,392,180.12		1,334,392,180.12	90,842,000.00	3,718,230,819.88	134,321,000.00	3,943,393,819.88
2	GARO No. 2016-1 (RLIP)		Automatic Appr.	01 1 04 102	8,358,000.00			8,358,000.00				-	8,358,000.00			8,358,000.00
3	SARO-BMB-B-16-0001277	2-Mar-16	MBF	01 101 406	8,812,000.00			8,812,000.00				-	8,812,000.00			8,812,000.00
4	SARO-BMB-B-16-0001278	2-Mar-16	Automatic Appr.	01 104 102	974,000.00			974,000.00				-	974,000.00			974,000.00
5	SARO-BMB-B-16-0001271	2-Mar-16	PGF	01 101 407	97,857.00			97,857.00				-	97,857.00			97,857.00
6	SARO-BMB-B-16-0013989	10-May-16	MPBF	01 101 406	6,861,822.00			6,861,822.00				-	6,861,822.00			6,861,822.00
7	SARO-BMB-B-16-0015115	12-May-16	PGF	01 101 407	1,230,772.00			1,230,772.00				-	1,230,772.00			1,230,772.00
8	SARO-BMB-B-16-0015115	12-May-16	PGF	01 101 407	894,194.00			894,194.00				-	894,194.00			894,194.00
9	SARO-BMB-B-16-0018999	17-Jun-16	Regular	01 101 101	473,000.00			473,000.00				-	473,000.00			473,000.00
10	SARO-BMB-B-16-0019002	17-Jun-16	PGF	01 101 407	143,059.00			143,059.00				-	143,059.00			143,059.00
11	SARO-BMB-B-16-0021708	1-Aug-16	MPBF	01 101 406	5,546,000.00			5,546,000.00	3,270,000.00			3,270,000.00	2,276,000.00			2,276,000.00
<b>A. Sub-total - Central</b>					<b>124,232,704.00</b>	<b>5,052,623,000.00</b>	<b>134,321,000.00</b>	<b>5,311,176,704.00</b>	<b>3,270,000.00</b>	<b>1,334,392,180.12</b>	<b>-</b>	<b>1,337,662,180.12</b>	<b>120,962,704.00</b>	<b>3,718,230,819.88</b>	<b>134,321,000.00</b>	<b>3,973,514,523.88</b>
<b>Region I</b>																
1	General Appropriations Act RA 10717	29-Dec-15	ASB	01 1 01 101	10,322,000.00	5,044,000.00		15,366,000.00				-	10,322,000.00	5,044,000.00		15,366,000.00
2	GARO No. 2016-1 (RLIP)		RLIP	01 1 04 102	982,000.00			982,000.00				-	982,000.00			982,000.00
3	SARO-ROI-16-0001101	24-Feb-16	PGF	01 101 407	82,300.00			82,300.00				-	82,300.00			82,300.00
4	SARO-ROI-16-0002588	7-Mar-16	MPBF	01 101 406	719,804.00			719,804.00				-	719,804.00			719,804.00
5	SARO-ROI-16-0002458	7-Mar-16	RLIP	01 104 102	79,482.00			79,482.00				-	79,482.00			79,482.00
6	SARO-ROI-16-0012328	4-May-16	MPBF	01 101 406	680,676.00			680,676.00				-	680,676.00			680,676.00
7	SARO-ROI-16-0020336	14-Jul-16	PGF	01 101 407	165,535.00			165,535.00				-	165,535.00			165,535.00
8	SARO-ROI-16-0024214	22-Aug-16	PGF	01 101 407	58,381.00			58,381.00				-	58,381.00			58,381.00
<b>A. Sub-total - Region I</b>					<b>13,090,178.00</b>	<b>5,044,000.00</b>	<b>-</b>	<b>18,134,178.00</b>	<b>-</b>	<b>-</b>	<b>-</b>	<b>-</b>	<b>13,090,178.00</b>	<b>5,044,000.00</b>	<b>-</b>	<b>18,134,178.00</b>
<b>Region II</b>																
1	General Appropriations Act RA 10717	29-Dec-15	Specific Budget	01 1 01 101	7,026,000.00	4,870,000.00		11,896,000.00	4,300.00			4,300.00	7,021,700.00	4,870,000.00		11,891,700.00
2	GARO No. 2016-1 (RLIP)		RLIP	01 1 04 102	662,000.00			662,000.00				-	662,000.00			662,000.00
3	SARO-(RLIP)		RLIP	1 04 102	93,000.00			93,000.00				-	93,000.00			93,000.00
4	SARO (MPBF)		MPBF	1 01 406	839,000.00			839,000.00				-	839,000.00			839,000.00
5	SARO (MPBF)		MPBF	1 01 406	699,323.00			699,323.00				-	699,323.00			699,323.00
6	SARO (PGF)		PGF	1 01 406	1,138,614.00			1,138,614.00				-	1,138,614.00			1,138,614.00
<b>A. Sub-total - Region 2</b>					<b>10,457,937.00</b>	<b>4,870,000.00</b>	<b>-</b>	<b>15,327,937.00</b>	<b>4,300.00</b>	<b>-</b>	<b>-</b>	<b>4,300.00</b>	<b>10,453,637.00</b>	<b>4,870,000.00</b>	<b>-</b>	<b>15,323,637.00</b>

No.	Allotments / Sub-Allotments		Funding Source		Allotments / Sub-Allotments received from COs / ROs				Sub-Allotment to Regions/Operating Units				Total Allotments / Net of Sub-allotments			
	Particular	Date	Description	UACS Code	PS	MOOE	CO	Total	PS	MOOE	CO	Total	PS	MOOE	CO	Total
1	2	3	4	5	6	7	8	9=(6+7+8)	10	11	12	13=(10+11+12)	14 = (6+10)	15 = (7+11)	16 = (8 + 12)	17=(14+15+16)
<b>Region III</b>																
1	General Appropriations Act RA 10717	29-Dec-15	Budget	01 1 01 101	9,617,000.00	5,813,000.00		15,430,000.00					9,617,000.00	5,813,000.00	-	16,430,000.00
2	GARO No. 2016-1 (RLIP)		RLIP	01 1 04 102	922,000.00			922,000.00					922,000.00	-	-	922,000.00
3	SARO-ROIII-16-0003104	8-Mar-16	MPBF	1 01 406	972,000.00			972,000.00					972,000.00	-	-	972,000.00
4	SARO-ROIII-16-0003108	8-Mar-16	RLIP	1 04 102	107,000.00			107,000.00					107,000.00	-	-	107,000.00
5	MPBF-ROIII-16-0013782	10-May-16	MPBF	1 01 406	837,848.00			837,848.00					837,848.00	-	-	837,848.00
6	SARO-ROIII-16-0025042	30-Aug-16	PGF-Mone		680,223.00			680,223.00					680,223.00	-	-	680,223.00
<b>A. Sub-total - Region 3</b>					<b>13,136,071.00</b>	<b>5,813,000.00</b>		<b>18,949,071.00</b>					<b>13,136,071.00</b>	<b>5,813,000.00</b>		<b>18,949,071.00</b>
<b>Region IVA</b>																
1	General Appropriations Act RA 10717	29-Dec-15	Specific Budget	1 01 101	11,432,000.00	6,314,000.00		17,746,000.00					11,432,000.00	6,314,000.00	-	17,746,000.00
2	GARO No. 2016-1 (RLIP)		RLIP	01 1 04 102	1,094,000.00			1,094,000.00					1,094,000.00	-	-	1,094,000.00
3	SARO EO No. 201 s. 2016 NBC 562	7-Mar-16	RLIP	01 1 04 102	100,000.00			100,000.00					100,000.00	-	-	100,000.00
4	SARO EO No. 201 s. 2016 NBC 562	7-Mar-16	MPBF	01 1 01 406	909,000.00			909,000.00					909,000.00	-	-	909,000.00
<b>A. Sub-total - Region 4A</b>					<b>13,535,000.00</b>	<b>6,314,000.00</b>		<b>19,849,000.00</b>					<b>13,535,000.00</b>	<b>6,314,000.00</b>		<b>19,849,000.00</b>
<b>Region IVB</b>																
1	General Appropriations Act RA 10717	29-Dec-15	Budget		376,000.00	4,222,000.00		4,598,000.00					376,000.00	4,222,000.00	-	4,598,000.00
2	GARO No. 2016-1 (RLIP)		RLIP	01 1 04 102	32,000.00			32,000.00					32,000.00	-	-	32,000.00
3	SARO-ROIVB-16-0001943	4-Mar-16	MPBF	01 1 01 406	613,000.00			613,000.00					613,000.00	-	-	613,000.00
4	SARO-ROIVB-16-0001945	4-Mar-16	RLIP	01 1 04 102	68,000.00			68,000.00					68,000.00	-	-	68,000.00
5	SARO-ROIVB-16-0012627	5-May-16	MPBF	01 1 01 406	471,681.00			471,681.00					471,681.00	-	-	471,681.00
6	SARO-ROIVB-16-0014475	11-May-16	MPBF	01 1 01 406	6,183,000.00			6,183,000.00					6,183,000.00	-	-	6,183,000.00
7	SARO-ROIVB-16-0014476	11-May-16	RLIP	01 1 04 102	579,000.00			579,000.00					579,000.00	-	-	579,000.00
<b>A. Sub-total - Region 4B</b>					<b>8,322,681.00</b>	<b>4,222,000.00</b>		<b>12,544,681.00</b>					<b>8,322,681.00</b>	<b>4,222,000.00</b>		<b>12,544,681.00</b>
<b>Region V</b>																
1	General Appropriations Act RA 10717	29-Dec-15	Budget		10,049,000.00	5,600,000.00		15,649,000.00					10,049,000.00	5,600,000.00	-	16,649,000.00
2	GARO No. 2016-1 (RLIP)		RLIP		965,000.00			965,000.00					965,000.00	-	-	965,000.00
3	SARO-ROV-16-0001299	3-Mar-16	MBPF		683,000.00			683,000.00					683,000.00	-	-	683,000.00
4	SARO-ROV-16-0001318	3-Mar-16	RLIP	1 01 406	82,000.00			82,000.00					82,000.00	-	-	82,000.00
5	SARO-ROV-16-0013478	6-May-16	MBPF		791,654.00			791,654.00					791,654.00	-	-	791,654.00
<b>A. Sub-total - Region 5</b>					<b>12,570,654.00</b>	<b>5,600,000.00</b>		<b>18,170,654.00</b>					<b>12,570,654.00</b>	<b>5,600,000.00</b>		<b>18,170,654.00</b>
<b>Region VI</b>																
1	General Appropriations Act RA 10717	29-Dec-15	Budget	1 01 101	12,579,000.00	5,365,000.00		17,944,000.00					12,579,000.00	5,365,000.00	-	17,944,000.00
2	GARO No. 2016-1 (RLIP)		RLIP	1 04 102	1,220,000.00			1,220,000.00					1,220,000.00	-	-	1,220,000.00
3	GAA 2016	8-Mar-16	MPBF	1 01 406	896,901.00			896,901.00					896,901.00	-	-	896,901.00
4	RLIP	8-Mar-16	RLIP	1 01 402	99,037.00			99,037.00					99,037.00	-	-	99,037.00
5	GAA 2016	28-Aug-16	PGF	1 01 101 407	500,552.00			500,552.00					500,552.00	-	-	500,552.00
<b>A. Sub-total - Region 6</b>					<b>15,295,490.00</b>	<b>5,365,000.00</b>		<b>20,660,490.00</b>					<b>15,295,490.00</b>	<b>5,365,000.00</b>		<b>20,660,490.00</b>
<b>Region VII</b>																
1	General Appropriations Act RA 10717	29-Dec-15	Budget	1 01 101	10,166,000.00	6,392,000.00		16,558,000.00					10,166,000.00	6,392,000.00	-	16,558,000.00
2	GARO No. 2016-1 (RLIP)		RLIP	1 04 102	978,000.00			978,000.00					978,000.00	-	-	978,000.00
3	GAA 2016	07-Mar-16	MPBF	1 01 406	1,001,000.00			1,001,000.00					1,001,000.00	-	-	1,001,000.00
4	RLIP	07-Mar-16	RLIP	104102	111,000.00			111,000.00					111,000.00	-	-	111,000.00
5	MID-YEAR BONUS	May 10, 2016	MPBF	1 01 406	882,314.00			882,314.00					882,314.00	-	-	882,314.00
<b>A. Sub-total - Region 7</b>					<b>13,138,314.00</b>	<b>6,392,000.00</b>		<b>19,530,314.00</b>					<b>13,138,314.00</b>	<b>6,392,000.00</b>		<b>19,530,314.00</b>

No.	Allotments / Sub-Allotments		Funding Source		Allotments / Sub-Allotments received from COs / ROs				Sub-Allotment to Regions/Operating Units				Total Allotments / Net of Sub-allotments			
	Particular	Date	Description	UACS Code	PS	MOOE	CO	Total	PS	MOOE	CO	Total	PS	MOOE	CO	Total
1	2	3	4	5	6	7	8	9=(6+7+8)	10	11	12	13=(10+11+12)	14 = (6+10)	15 = (7+11)	16 = (8 + 12)	17=(14+15+16)
<b>Region VIII</b>																
1	General Appropriations Act RA 10717	29-Dec-15	Specific Budget		10,347,000.00	4,604,000.00	2,053,000.00	17,004,000.00				-	10,347,000.00	4,604,000.00	2,053,000.00	17,004,000.00
2	GARO No. 2016-1 (RLIP)		RLIP		990,000.00			990,000.00				-	990,000.00	-	-	990,000.00
3	SARO # ROVIII-160004244	11-Mar-16			697,000.00			697,000.00				-	697,000.00	-	-	697,000.00
4	SARO # ROVIII-160004252	11-Mar-16			77,000.00			77,000.00				-	77,000.00	-	-	77,000.00
5	SARO # ROVIII-160010028	13-Apr-16			562,134.00			562,134.00				-	562,134.00	-	-	562,134.00
6	SARO # ROVIII-160010029	13-Apr-16			57,266.00			57,266.00				-	57,266.00	-	-	57,266.00
7	SARO # ROVIII-160012352	4-May-16			770,664.00			770,664.00				-	770,664.00	-	-	770,664.00
8	SARO # ROVIII-160025373	2-Sep-16			349,094.00			349,094.00				-	349,094.00	-	-	349,094.00
9	SARO # ROVIII-160025374	2-Sep-16			9,351.00			9,351.00				-	9,351.00	-	-	9,351.00
<b>A. Sub-total - Region 8</b>					<b>13,859,509.00</b>	<b>4,604,000.00</b>	<b>2,053,000.00</b>	<b>20,516,509.00</b>					<b>13,859,509.00</b>	<b>4,604,000.00</b>	<b>2,053,000.00</b>	<b>20,516,509.00</b>
<b>Region IX</b>																
1	General Appropriations Act RA 10717	29-Dec-15	Budget	1 01 101	11,586,000.00	5,137,000.00		16,723,000.00				-	11,586,000.00	5,137,000.00	-	16,723,000.00
2	GARO No. 2016-1 (RLIP)		RLIP	1 04 102	1,112,000.00			1,112,000.00				-	1,112,000.00	-	-	1,112,000.00
3	SARO-ROIX-16-0015164		MBPF		847,670.00			847,670.00				-	847,670.00	-	-	847,670.00
4	SARO-ROIX-16-008056		RLIP	1 04 102	109,170.00			109,170.00				-	109,170.00	-	-	109,170.00
5	SARO-ROIX-16-008055		MBPF		988,020.00			988,020.00				-	988,020.00	-	-	988,020.00
6	SARO-ROIX-16-0014722		PGF		832,841.00			832,841.00				-	832,841.00	-	-	832,841.00
7	SARO-ROIX-16-0017880		PGF		1,415,716.00			1,415,716.00				-	1,415,716.00	-	-	1,415,716.00
<b>A. Sub-total - Region 9</b>					<b>16,891,417.00</b>	<b>5,137,000.00</b>		<b>22,028,417.00</b>					<b>16,891,417.00</b>	<b>5,137,000.00</b>		<b>22,028,417.00</b>
<b>Region X</b>																
1	General Appropriations Act RA 10717	29-Dec-15	Budget	1 01 101	10,488,000.00	4,544,000.00		15,032,000.00				-	10,488,000.00	4,544,000.00	-	15,032,000.00
2	GARO No. 2016-1 (RLIP)		RLIP	1 04 102	1,008,000.00			1,008,000.00				-	1,008,000.00	-	-	1,008,000.00
3	SARO-ROX-16-0015980	16-May-16	MPBF-YEB	1 01 406	860,383.00			860,383.00				-	860,383.00	-	-	860,383.00
4	SARO-ROX-16-0022145	4-Aug-16	MPBF-PS	1 01 406	2,307,297.00			2,307,297.00				-	2,307,297.00	-	-	2,307,297.00
5	SARO-ROX-16-0022146	4-Aug-16	RLIP	1 04 102	233,660.00			233,660.00				-	233,660.00	-	-	233,660.00
<b>A. Sub-total - Region 10</b>					<b>14,897,340.00</b>	<b>4,544,000.00</b>		<b>19,441,340.00</b>					<b>14,897,340.00</b>	<b>4,544,000.00</b>		<b>19,441,340.00</b>
<b>Region XI</b>																
1	General Appropriations Act RA 10717	29-Dec-15	Budget	1 01 101	9,057,000.00	4,720,000.00		13,777,000.00				-	9,057,000.00	4,720,000.00	-	13,777,000.00
2	GARO No. 2016-1 (RLIP)		RLIP	1 04 102	865,000.00			865,000.00				-	865,000.00	-	-	865,000.00
3	SARO-ROXI-16-0002975	8-Mar-16	MPBF	1 01 101	884,000.00			884,000.00				-	884,000.00	-	-	884,000.00
4	SARO-ROXI-16-0002976	8-Mar-16	RLIP		98,000.00			98,000.00				-	98,000.00	-	-	98,000.00
5	SARO-ROXI-16-0013189	6-May-16		1 01 406	755,951.00			755,951.00				-	755,951.00	-	-	755,951.00
<b>A. Sub-total - Region 11</b>					<b>11,659,951.00</b>	<b>4,720,000.00</b>		<b>16,379,951.00</b>					<b>11,659,951.00</b>	<b>4,720,000.00</b>		<b>16,379,951.00</b>
<b>Region XII</b>																
1	General Appropriations Act RA 10717	29-Dec-15	Specific Budget	1 1 01 101	7,558,000.00	4,321,000.00		11,879,000.00				-	7,558,000.00	4,321,000.00	-	11,879,000.00
2	GARO No. 2016-1 (RLIP)		RLIP	1 10 4 102	719,000.00			719,000.00				-	719,000.00	-	-	719,000.00
3	SARO No. 16-0002721	8-Mar-16	MPBF	1 04 406	809,000.00			809,000.00				-	809,000.00	-	-	809,000.00
4	SARO No. 16-0002722	8-Mar-16	RLIP	1 01 102	89,000.00			89,000.00				-	89,000.00	-	-	89,000.00
5	SARO No. 16-0012321	4-May-16	PGF	1 01 407	468,078.00			468,078.00				-	468,078.00	-	-	468,078.00
6	SARO No. 16-0012524	5-May-16	MPBF	1 01 406	672,573.00			672,573.00				-	672,573.00	-	-	672,573.00
7	SARO-ROXII-16-0021738	1-Aug-16	MPBF	1 01 406	1,708,000.00			1,708,000.00				-	1,708,000.00	-	-	1,708,000.00
8	SARO-ROXII-16-0020089	12-Jul-16	PGF	1 01 407	30,000.00			30,000.00				-	30,000.00	-	-	30,000.00
9	SARO-ROXII-16-0021737	1-Aug-16	RLIP	1 01 102	112,000.00			112,000.00				-	112,000.00	-	-	112,000.00
<b>A. Sub-total - Region 12</b>					<b>12,165,651.00</b>	<b>4,321,000.00</b>		<b>16,486,651.00</b>					<b>12,165,651.00</b>	<b>4,321,000.00</b>		<b>16,486,651.00</b>

No.	Allotments / Sub-Allotments		Funding Source		Allotments / Sub-Allotments received from COs / ROs				Sub-Allotment to Regions/Operating Units				Total Allotments / Net of Sub-allotments				
	Particular	Date	Description	UACS Code	PS	MOOE	CO	Total	PS	MOOE	CO	Total	PS	MOOE	CO	Total	
1	2	3	4	5	6	7	8	9=(6+7+8)	10	11	12	13=(10+11+12)	14=(6+10)	15=(7+11)	16=(8+12)	17=(14+15+16)	
<b>Region NCR</b>																	
1	General Appropriations Act RA 10717	29-Dec-15	Specific Budget	1 10 1 101	10,880,000.00	9,518,000.00		20,398,000.00				-	10,880,000.00	9,518,000.00	-	20,398,000.00	
2	GARO No. 2016-1 (RLIP)		RLIP	1 10 4 102	1,047,000.00			1,047,000.00				-	1,047,000.00	-	-	1,047,000.00	
3	SARO-NCR-16-0002173	7-Mar-16	MPBF	1101406	951,000.00			951,000.00				-	951,000.00	-	-	951,000.00	
4	SARO-NCR-16-0002174	7-Mar-16	RLIP	1104102	106,000.00			106,000.00				-	106,000.00	-	-	106,000.00	
5	SARO-NCR-16-0013598	10-May-16	PGF	1101407	159,600.00			159,600.00				-	159,600.00	-	-	159,600.00	
6	SARO-NCR-16-0014264	11-May-16	PGF	1101407	298,464.00			298,464.00				-	298,464.00	-	-	298,464.00	
7	SARO-NCR-16-0014257	11-May-06	MPBF	1101406	775,422.00			775,422.00				-	775,422.00	-	-	775,422.00	
8	SARO-NCR-16-0022655	10-Aug-16	PGF	1101407	72,704.00			72,704.00				-	72,704.00	-	-	72,704.00	
<b>A. Sub-total - Region NCR</b>					<b>14,290,190.00</b>	<b>9,518,000.00</b>	<b>-</b>	<b>23,808,190.00</b>	<b>-</b>	<b>-</b>	<b>-</b>	<b>-</b>	<b>14,290,190.00</b>	<b>9,518,000.00</b>	<b>-</b>	<b>23,808,190.00</b>	
<b>Region CAR</b>																	
1	General Appropriations Act RA 10717	29-Dec-15	Specific Budget	1 10 1 101	7,970,000.00	4,150,000.00		12,120,000.00				-	7,970,000.00	4,150,000.00	-	12,120,000.00	
2	GARO No. 2016-1 (RLIP)		RLIP	1 10 4 102	779,000.00			779,000.00				-	779,000.00	-	-	779,000.00	
3	SARO-CAR-16-0001877	3-Mar-16	MPBF		681,000.00			681,000.00				-	681,000.00	-	-	681,000.00	
4	SARO-CAR-16-0001878	3-Mar-16	RLIP		76,000.00			76,000.00				-	76,000.00	-	-	76,000.00	
5	SARO-CAR-16-0011304	21-Apr-16	RLIP		113,136.00			113,136.00				-	113,136.00	-	-	113,136.00	
6	SARO-CAR-16-0011303	22-Apr-16	MPBF		1,343,271.00			1,343,271.00				-	1,343,271.00	-	-	1,343,271.00	
7	SARO-CAR-16-0013365	6-May-16	MPBF		656,670.00			656,670.00				-	656,670.00	-	-	656,670.00	
8	SARO-CAR-16-0026792	20-Sep-16	MPBF		596,200.00			596,200.00				-	596,200.00	-	-	596,200.00	
9	SARO-CAR-16-0026793	21-Sep-16	MPBF		54,346.00			54,346.00				-	54,346.00	-	-	54,346.00	
<b>A. Sub-total - Region CAR</b>					<b>12,269,623.00</b>	<b>4,150,000.00</b>	<b>-</b>	<b>16,419,623.00</b>	<b>-</b>	<b>-</b>	<b>-</b>	<b>-</b>	<b>12,269,623.00</b>	<b>4,150,000.00</b>	<b>-</b>	<b>16,419,623.00</b>	
<b>Region CARAGA</b>																	
1	General Appropriations Act RA 10717	29-Dec-15	Specific Budget	1 10 1 101	6,391,000.00	4,235,000.00		10,626,000.00				-	6,391,000.00	4,235,000.00	-	10,626,000.00	
2	GARO No. 2016-1 (RLIP)		RLIP	1 10 4 102	605,000.00			605,000.00				-	605,000.00	-	-	605,000.00	
3	SARO	19-Feb-16	PF	1101407	52,124.00			52,124.00				-	52,124.00	-	-	52,124.00	
4	SARO	11-Mar-16	RLIP	1104102	73,000.00			73,000.00				-	73,000.00	-	-	73,000.00	
5	SARO	11-Mar-16	MPBF	1101406	607,000.00			607,000.00				-	607,000.00	-	-	607,000.00	
6	SARO	25-Apr-16	PGF	1101407	43,180.00			43,180.00				-	43,180.00	-	-	43,180.00	
7	SARO	25-Apr-16	PGF	1101407	88,728.00			88,728.00				-	88,728.00	-	-	88,728.00	
8	SARO-ROXIII-16-0012174	3-May-16	MPBF	1101406	1,272,954.00			1,272,954.00				-	1,272,954.00	-	-	1,272,954.00	
9	SARO-ROXIII-16-0012175	3-May-16	RLIP	1104102	127,200.00			127,200.00				-	127,200.00	-	-	127,200.00	
10	SARO-ROXIII-16-0015374	13-May-16	MPBF	1101406	559,167.00			559,167.00				-	559,167.00	-	-	559,167.00	
<b>A. Sub-total - Region CARAGA</b>					<b>9,819,353.00</b>	<b>4,235,000.00</b>	<b>-</b>	<b>14,054,353.00</b>	<b>-</b>	<b>-</b>	<b>-</b>	<b>-</b>	<b>9,819,353.00</b>	<b>4,235,000.00</b>	<b>-</b>	<b>14,054,353.00</b>	
<b>Sub-total A</b>					<b>329,632,063.00</b>	<b>5,137,472,000.00</b>	<b>136,374,000.00</b>	<b>5,603,478,063.00</b>	<b>3,274,300.00</b>	<b>1,334,392,180.12</b>	<b>-</b>	<b>-</b>	<b>1,337,666,480.12</b>	<b>326,357,763.00</b>	<b>3,803,079,819.88</b>	<b>136,374,000.00</b>	<b>4,265,811,582.88</b>

8

No.	Allotments / Sub-Allotments		Funding Source		Allotments / Sub-Allotments received from COs / ROs				Sub-Allotment to Regions/Operating Units				Total Allotments / Net of Sub-allotments			
	Particular	Date	Description	UACS Code	PS	MOOE	CO	Total	PS	MOOE	CO	Total	PS	MOOE	CO	Total
1	2	3	4	5	6	7	8	9=(6+7+8)	10	11	12	13=(10+11+12)	14 = (6+10)	15 = (7+11)	16 = (8 + 12)	17=(14+15+16)
<b>B. Sub-allotments received from</b>																
<b>Central Office/Regional Office</b>																
<b>Central Office</b>																
1	CHEDCO-2016-01-001	6-Jan-16	Regular	1 01 101	4,300.00			4,300.00				-	4,300.00	-	-	4,300.00
2																
<b>B. Sub-total - Region Central Office</b>					4,300.00			4,300.00					4,300.00			4,300.00
<b>Grand Total for Central Office</b>					124,237,004.00	5,052,623,000.00	134,321,000.00	5,311,181,004.00	3,270,000.00	1,334,392,180.12	-	1,337,662,180.12	120,967,004.00	3,718,230,819.88	134,321,000.00	3,973,518,823.88
<b>Region I</b>																
1	PCARI SUB-ARO 2016-09	26-Feb-16	locally Project	5 02 98 030 00		79,250.00		79,250.00				-		79,250.00	-	79,250.00
2	MFO 1 SUB-ARO 2016-10	04-Mar-16	IAS	5 02 11 990 00		188,600.00		188,600.00				-		188,600.00	-	188,600.00
3	STO SUB-ARO 2016-13	28-Mar-16	LLS	5 02 01 010 00		35,640.00		35,640.00				-		35,640.00	-	35,640.00
4	MFO 2 SUB-ARO 2016-14	05-Apr-16	K to 12	5 02 99 030 00		109,500.00		109,500.00				-		109,500.00	-	109,500.00
5	MFO 2 SUB-ARO 2016-15	12-Apr-16	Scholarship	5 02 99 030 00		963,281.25		963,281.25				-		963,281.25	-	963,281.25
6	MFO 2 SUB-ARO 2016-16	13-Apr-16	K to 12	5 02 01 010 00		1,518,530.00		1,518,530.00				-		1,518,530.00	-	1,518,530.00
7	MFO 2 SUB-ARO 2016-17	14-Apr-16	Scholarship	5 02 99 030 00		2,336,535.00		2,336,535.00				-		2,336,535.00	-	2,336,535.00
8	MFO 2 SUB-ARO 2016-18	25-Apr-16	Scholarship	5 02 99 030 00		6,706,342.50		6,706,342.50				-		6,706,342.50	-	6,706,342.50
9	MFO 2 SUB-ARO 2016-20	17-May-16	Scholarship	5 02 99 030 00		30,825.00		30,825.00				-		30,825.00	-	30,825.00
10	MFO 2 SUB-ARO 2016-21	25-May-16	Scholarship	5 02 99 030 00		19,552,500.00		19,552,500.00				-		19,552,500.00	-	19,552,500.00
11	MFO 2 SUB-ARO 2016-22	25-May-16	Scholarship	5 02 99 030 00		316,000.00		316,000.00				-		316,000.00	-	316,000.00
12	MFO 2 SUB-ARO 2016-23	26-May-16	K to 12	5 02 99 030 00		189,000.00		189,000.00				-		189,000.00	-	189,000.00
13	MFO 2 SUB-ARO 2016-24	10-Jun-16	Scholarship	5 02 99 080 00		3,574,500.00		3,574,500.00				-		3,574,500.00	-	3,574,500.00
14	MFO 2 SUB-ARO 2016-25	10-Jun-16	Scholarship	5 02 99 080 00		196,597.50		196,597.50				-		196,597.50	-	196,597.50
15	MFO 2 SUB-ARO 2016-26	23-Jun-16	Scholarship	5 02 03 010 00		174,250.00		174,250.00				-		174,250.00	-	174,250.00
16	MFO 2 SUB-ARO 2016-27	24-Jun-16	Scholarship	5 02 99 080 00		30,825.00		30,825.00				-		30,825.00	-	30,825.00
17	MFO 2 SUB-ARO 2016-28	01-Jul-16	K to 12	5 02 03 010 00		28,250.00		28,250.00				-		28,250.00	-	28,250.00
18	MFO 2 SUB-ARO 2016-29	14-Jul-16	Scholarship	5 02 99 080 00		12,096.00		12,096.00				-		12,096.00	-	12,096.00
19	MFO 2 SUB-ARO 2016-30	03-Aug-16	K to 12	5 02 03 010 00		25,043.50		25,043.50				-		25,043.50	-	25,043.50
20	GAS SUB-ARO 2016-32	11-Aug-16	MPBF	5 01 02 990 14	231,600.00			231,600.00				-	231,600.00			231,600.00
21	GAS GAD SUB-ARO 2016-33	15-Aug-16	GAD	5 02 03 010 00		277,000.00		277,000.00				-		277,000.00	-	277,000.00
22	MFO 2 SUB-ARO 2016-34	16-Aug-16	Scholarship	5 02 99 080 00		5,137.50		5,137.50				-		5,137.50	-	5,137.50
23	MFO 2 SUB-ARO 2016-35	18-Aug-16	K to 12	5 02 01 010 00		21,556.00		21,556.00				-		21,556.00	-	21,556.00
24	MFO 2 SUB-ARO 2016-36	22-Aug-16	Scholarship	5 02 99 080 00		19,552,500.00		19,552,500.00				-		19,552,500.00	-	19,552,500.00
25	GAS SUB-ARO 2016-37	24-Aug-16	MPBF	5 01 02 990 14	20,000.00			20,000.00				-	20,000.00			20,000.00
<b>B. Sub-total for Region 1</b>					251,600.00	55,923,759.25	-	56,175,359.25					251,600.00	55,923,759.25	-	56,175,359.25
<b>Grand Total for Region 1</b>					13,341,778.00	60,967,759.25	-	74,309,537.26					13,341,778.00	60,967,759.25	-	74,309,537.26

No.	Allotments / Sub-Allotments		Funding Source		Allotments / Sub-Allotments received from COs / ROs				Sub-Allotment to Regions/Operating Units				Total Allotments / Net of Sub-allotments				
	Particular	Date	Description	UACS Code	PS	MOOE	CO	Total	PS	MOOE	CO	Total	PS	MOOE	CO	Total	
1	2	3	4	5	6	7	8	9=(6+7+8)	10	11	12	13=(10+11+12)	14 = (6+10)	15 = (7+11)	16 = (8 + 12)	17=(14+15+16)	
<b>Region II</b>																	
1	MFO 2 SUB ARO 2016-19	28-Mar-16	K to 12	5 02 99 030 00		71,500.00		71,500.00				-	-	71,500.00	-	71,500.00	
2	MFO 2 SUB ARO 2016-20	05-Apr-16	K to 12	5 02 99 030 00		117,000.00		117,000.00				-	-	117,000.00	-	117,000.00	
3	MFO 2 SUB ARO 2016-23	12-Apr-16	Scholarship	5 02 99 080 00		655,031.25		655,031.25				-	-	655,031.25	-	655,031.25	
4	MFO 2 SUB ARO 2016-24	14-Apr-16	Scholarship	5 02 99 080 00		1,809,427.50		1,809,427.50				-	-	1,809,427.50	-	1,809,427.50	
5	MFO 2 SUB ARO 2016-25	18-Apr-16	K to 12	5 02 01 010 00		1,492,280.00		1,492,280.00				-	-	1,492,280.00	-	1,492,280.00	
6	GAS SUB ARO 2016-28	25-Apr-16	GAS	5 02 99 030 00		25,000.00		25,000.00				-	-	25,000.00	-	25,000.00	
7	MFO 2 SUB ARO 2016-27	03-May-16	Scholarship	5 02 99 080 00		4,199,906.25		4,199,906.25				-	-	4,199,906.25	-	4,199,906.25	
8	MFO 1 SUB ARO 2016-29	20-May-16	IAS	5 02 99 030 00		22,800.00		22,800.00				-	-	22,800.00	-	22,800.00	
9	MFO 2 SUB ARO 2016-30	25-May-16	Scholarship	5 02 99 080 00		6,682,500.00		6,682,500.00				-	-	6,682,500.00	-	6,682,500.00	
10	MFO 2 SUB ARO 2016-31	25-May-16	Scholarship	5 02 99 080 00		108,000.00		108,000.00				-	-	108,000.00	-	108,000.00	
11	MFO 2 SUB ARO 2016-32	26-May-16	K to 12	5 02 99 030 00		115,500.00		115,500.00				-	-	115,500.00	-	115,500.00	
12	MFO 2 SUB ARO 2016-33	10-Jun-16	Scholarship	5 02 99 080 00		1,414,500.00		1,414,500.00				-	-	1,414,500.00	-	1,414,500.00	
13	MFO 2 SUB ARO 2016-34	10-Jun-16	Scholarship	5 02 99 080 00		77,797.50		77,797.50				-	-	77,797.50	-	77,797.50	
14	MFO 2 SUB ARO 2016-35	14-Jun-16	K to 12	5 02 03 010 00		104,400.00		104,400.00				-	-	104,400.00	-	104,400.00	
15	MFO 2 SUB ARO 2016-37	25-Jul-16	sugar	5 02 99 030 00		21,000.00		21,000.00				-	-	21,000.00	-	21,000.00	
16	MFO 2 SUB ARO 2016-38	09-Aug-16	K to 12	5 02 02 010 00		99,000.00		99,000.00				-	-	99,000.00	-	99,000.00	
17	GAS SUB ARO 2016-39	11-Aug-16	MPBF	5 01 02 990 14	75,000.00			75,000.00				-	75,000.00	-	-	75,000.00	
18	MFO 2 SUB ARO 2016-40	16-Aug-16	sugar	5 02 99 030 00		12,000.00		12,000.00				-	-	12,000.00	-	12,000.00	
19	MFO 2 SUB ARO 2016-41	16-Aug-16	DND	5 02 99 080 00		10,275.00		10,275.00				-	-	10,275.00	-	10,275.00	
20	MFO 2 SUB ARO 2016-42	22-Aug-16	TD 02	5 02 99 080 00		6,682,500.00		6,682,500.00				-	-	6,682,500.00	-	6,682,500.00	
21	MFO 2 SUB ARO 2016-43	23-Aug-16	K to 12	5 02 02 010 00		3,900.00		3,900.00				-	-	3,900.00	-	3,900.00	
22	GAS SUB ARO 2016-44	24-Aug-16	MPBF	5 01 02 990 14	10,000.00			10,000.00				-	10,000.00	-	-	10,000.00	
23	MFO 2 SUB ARO 2016-45	05-Sep-16	TD 02	5 02 99 080 00		34,824,000.00		34,824,000.00				-	-	34,824,000.00	-	34,824,000.00	
<b>B. Sub-total for Region 2</b>						85,000.00	58,548,317.50	-	58,633,317.50				-	85,000.00	58,548,317.50	-	58,633,317.50
<b>Grand Total for Region 2</b>						10,542,937.00	63,418,317.50	-	73,961,254.50	4,300.00	-	-	4,300.00	10,638,637.00	63,418,317.50	-	73,956,954.50
<b>Region III</b>																	
1	STO SUB-ARO 2016-06	15-Mar-16	STO	5 02 01 010 00		9,500.00		9,500.00				-	-	9,500.00	-	9,500.00	
2	MFO 02 SUB-ARO 2016-07	05-Apr-16	k to 12	5 02 99 030 00		109,500.00		109,500.00				-	-	109,500.00	-	109,500.00	
3	MFO 02 SUB-ARO 2016-08	12-Apr-16	Scholarship	5 02 99 080 00		1,626,018.75		1,626,018.75				-	-	1,626,018.75	-	1,626,018.75	
4	MFO 02 SUB-ARO 2016-09	13-Apr-16	k to 12	5 02 01 010 00		1,782,139.00		1,782,139.00				-	-	1,782,139.00	-	1,782,139.00	
5	MFO 02 SUB-ARO 2016-10	14-Apr-16	Scholarship	5 02 99 080 00		4,082,771.25		4,082,771.25				-	-	4,082,771.25	-	4,082,771.25	
6	MFO 02 SUB-ARO 2016-11	03-May-16	Scholarship	5 02 99 080 00		10,626,918.75		10,626,918.75				-	-	10,626,918.75	-	10,626,918.75	
7	MFO 02 SUB-ARO 2016-12	25-May-16	Scholarship	5 02 99 080 00		58,017,465.00		58,017,465.00				-	-	58,017,465.00	-	58,017,465.00	
8	MFO 02 SUB-ARO 2016-13	25-May-16	Scholarship	5 02 99 080 00		937,656.00		937,656.00				-	-	937,656.00	-	937,656.00	
9	MFO 02 SUB-ARO 2016-14	26-May-16	k to 12	5 02 99 030 00		124,500.00		124,500.00				-	-	124,500.00	-	124,500.00	
10	MFO 02 SUB-ARO 2016-15	10-Jun-16	Scholarship	5 02 99 080 00		5,424,000.00		5,424,000.00				-	-	5,424,000.00	-	5,424,000.00	
11	MFO 02 SUB-ARO 2016-16	10-Jun-16	Scholarship	5 02 99 080 00		298,320.00		298,320.00				-	-	298,320.00	-	298,320.00	
12	MFO 02 SUB-ARO 2016-17	14-Jun-16	k to 12	5 02 03 010 00		156,250.00		156,250.00				-	-	156,250.00	-	156,250.00	
13	MFO 02 SUB-ARO 2016-18	01-Jul-16	Scholarship	5 02 99 080 00		120,960.00		120,960.00				-	-	120,960.00	-	120,960.00	
14	MFO 02 SUB-ARO 2016-19	15-Jul-16	k to 12	5 02 99 080 00		496,500.00		496,500.00				-	-	496,500.00	-	496,500.00	
15	MFO 02 SUB-ARO 2016-20	25-Jul-16	Scholarship	5 02 99 080 00		(735,000.00)		(735,000.00)				-	-	(735,000.00)	-	(735,000.00)	
16	MFO 02 SUB-ARO 2016-21	05-Aug-16	Scholarship	5 02 99 080 00		169,344.00		169,344.00				-	-	169,344.00	-	169,344.00	
17	GAS SUB-ARO 2016-22	11-Aug-16	MPBF	5 01 02 990 14	433,000.00			433,000.00				-	433,000.00	-	-	433,000.00	
18	MFO 02 SUB-ARO 2016-23	16-Aug-16	Scholarship	5 02 99 080 00		46,237.50		46,237.50				-	-	46,237.50	-	46,237.50	
19	MFO 02 SUB-ARO 2016-24	22-Aug-16	Scholarship	5 02 99 080 00		58,017,465.00		58,017,465.00				-	-	58,017,465.00	-	58,017,465.00	
20	GAS SUB-ARO 2016-25	24-Aug-16	MPBF	5 01 02 990 14	20,000.00			20,000.00				-	20,000.00	-	-	20,000.00	
21	MFO 02 SUB-ARO 2016-27	16-Sep-16	Scholarship	5 02 99 080 00		1,874,880.00		1,874,880.00				-	-	1,874,880.00	-	1,874,880.00	
<b>B. Sub-total for Region 3</b>						453,000.00	143,185,475.75	-	143,638,475.75				-	453,000.00	143,185,475.75	-	143,638,475.75

No.	Allotments / Sub-Allotments		Funding Source		Allotments / Sub-Allotments received from COs / ROs				Sub-Allotment to Regions/Operating Units				Total Allotments / Net of Sub-allotments			
	Particular	Date	Description	UACS Code	PS	MOOE	CO	Total	PS	MOOE	CO	Total	PS	MOOE	CO	Total
1	2	3	4	5	6	7	8	9=(6+7+8)	10	11	12	13=(10+11+12)	14 = (6+10)	15 = (7+11)	16 = (8 + 12)	17=(14+15+16)
<b>Region IVA</b>																
1	MFO 02 SUB ARO 2016-10	22-Mar-16	K to 12	5 02 99 030 00		71,500.00		71,500.00				-			-	71,500.00
2	Locally Funded SUB ARO 2016-11	28-Mar-16	PCARI	5 02 03 010 00		28,500.00		28,500.00				-			-	28,500.00
3	MFO 02 SUB ARO 2016-12	05-Apr-16	K to 12	5 02 99 030 00		93,500.00		93,500.00				-			-	93,500.00
4	MFO 02 SUB ARO 2016-13	12-Apr-16	Scholarship	5 02 99 080 00		1,926,562.50		1,926,562.50				-			-	1,926,562.50
5	MFO 02 SUB ARO 2016-14	13-Apr-16	K to 12	5 02 11 990 00		15,000.00		15,000.00				-			-	15,000.00
6	MFO 02 SUB ARO 2016-15	14-Apr-16	Scholarship	5 02 99 080 00		4,646,868.75		4,646,868.75				-			-	4,646,868.75
7	MFO 02 SUB ARO 2016-16	15-Apr-16	K to 12	5 02 01 010 00		1,888,490.00		1,888,490.00				-			-	1,888,490.00
8	GASS SUB ARO 2016-17	18-Apr-16	GASS	5 02 99 030 00		201,633.12		201,633.12				-			-	201,633.12
9	MFO 02 SUB ARO 2016-18	25-May-16	Scholarship	5 02 99 080 00		45,334,080.00		45,334,080.00				-			-	45,334,080.00
10	MFO 02 SUB ARO 2016-19	25-May-18	Scholarship	5 02 99 080 00		732,672.00		732,672.00				-			-	732,672.00
11	MFO 02 SUB ARO 2016-20	02-Jun-16	K to 12	5 02 99 030 00		147,000.00		147,000.00				-			-	147,000.00
12	MFO 02 SUB ARO 2016-21	10-Jun-16	Scholarship	5 02 99 080 00		2,689,500.00		2,689,500.00				-			-	2,689,500.00
13	MFO 02 SUB ARO 2016-22	10-Jun-16	Scholarship	5 02 99 080 00		147,922.50		147,922.50				-			-	147,922.50
14	MFO 02 SUB ARO 2016-23	23-Jun-16	K to 12	5 02 03 010 00		203,500.00		203,500.00				-			-	203,500.00
15	MFO 02 SUB ARO 2016-24	12-Jul-16	Scholarship	5 02 99 080 00		26,170,425.00		26,170,425.00				-			-	26,170,425.00
16	GAS GAD SUB ARO 2016-25	02-Aug-16	GAS GAD	5 02 03 010 00		278,580.00		278,580.00				-			-	278,580.00
17	GAS SUB ARO 2016-30	11-Aug-16	MPBF	5 01 02 990 14	231,600.00			231,600.00				-	231,600.00		-	231,600.00
18	MFO 02 SUB ARO 2016-31	16-Aug-16	Scholarship	5 02 99 080 00		77,062.50		77,062.50				-			-	77,062.50
19	MFO 02 SUB ARO 2016-32	16-Aug-16	K to 12	5 02 01 010 00		150,300.00		150,300.00				-			-	150,300.00
20	MFO 02 SUB ARO 2016-33	22-Aug-16	Scholarship	5 02 99 080 00		45,334,080.00		45,334,080.00				-			-	45,334,080.00
21	GAS SUB ARO 2016-34	24-Aug-16	MPBF	5 01 02 990 14	20,000.00			20,000.00				-	20,000.00		-	20,000.00
22	MFO 02 SUB ARO 2016-35	20-Sep-16	Scholarship	5 02 99 080 00		520,128.00		520,128.00				-			-	520,128.00
<b>B. Sub-total for Region 4A</b>						251,600.00	130,657,304.37		130,908,904.37				251,600.00	130,657,304.37		130,908,904.37
<b>Grand Total for Region 4A</b>						13,786,600.00	136,971,304.37		150,757,904.37				13,786,600.00	136,971,304.37		150,757,904.37
<b>Region IVB</b>																
1	MFO 2 SUB-ARO 2016-04	22-Mar-16	k to 12	5 02 99 030 00		71,500.00		71,500.00				-			-	71,500.00
2	MFO 2 SUB-ARO 2016-06	12-Apr-16	Scholarship	5 02 99 080 00		793,743.75		793,743.75				-			-	793,743.75
3	MFO 2 SUB-ARO 2016-07	14-Apr-16	Scholarship	5 02 99 080 00		1,613,688.75		1,613,688.75				-			-	1,613,688.75
4	MFO 2 SUB-ARO 2016-08	15-Apr-16	k to 12	5 02 01 010 00		1,318,602.00		1,318,602.00				-			-	1,318,602.00
5	MFO 2 SUB-ARO 2016-09	19-Apr-16	k to 12	5 02 01 010 00		255,250.00		255,250.00				-			-	255,250.00
6	MFO 2 SUB-ARO 2016-10	22-Apr-16	k to 12	5 02 01 010 00		12,800.00		12,800.00				-			-	12,800.00
7	MFO 2 SUB-ARO 2016-11	03-May-16	Scholarship	5 02 99 080 00		5,170,893.75		5,170,893.75				-			-	5,170,893.75
8	MFO 2 SUB-ARO 2016-12	25-May-16	Scholarship	5 02 99 080 00		11,880,000.00		11,880,000.00				-			-	11,880,000.00
9	MFO 2 SUB-ARO 2016-13	25-May-16	Scholarship	5 02 99 080 00		192,000.00		192,000.00				-			-	192,000.00
10	MFO 2 SUB-ARO 2016-15	10-Jun-16	Scholarship	5 02 99 080 00		1,245,000.00		1,245,000.00				-			-	1,245,000.00
11	MFO 2 SUB-ARO 2016-16	10-Jun-16	Scholarship	5 02 99 080 00		68,475.00		68,475.00				-			-	68,475.00
12	MFO 2 SUB-ARO 2016-17	21-Jun-16	Scholarship	5 02 99 080 00		4,850,496.00		4,850,496.00				-			-	4,850,496.00
13	MFO 2 SUB-ARO 2016-18	21-Jun-16	Scholarship	5 02 99 080 00		48,384.00		48,384.00				-			-	48,384.00
14	MFO 2 SUB-ARO 2016-19	01-Jul-16	k to 12	5 02 03 010 00		124,500.00		124,500.00				-			-	124,500.00
15	MFO 2 SUB-ARO 2016-20	01-Jul-16	k to 12	5 02 01 010 00		211,900.00		211,900.00				-			-	211,900.00
16	MFO 2 SUB-ARO 2016-23	05-Aug-16	Scholarship	5 02 99 080 00		96,768.00		96,768.00				-			-	96,768.00
17	GAS SUB-ARO 2016-24	11-Aug-16	MPBF	5 01 02 990 14	64,500.00			64,500.00				-	64,500.00		-	64,500.00
18	MFO 2 SUB-ARO 2016-25	16-Aug-16	Scholarship	5 02 99 080 00		10,275.00		10,275.00				-			-	10,275.00
19	MFO 2 SUB-ARO 2016-26	22-Aug-16	Scholarship	5 02 99 080 00		11,880,000.00		11,880,000.00				-			-	11,880,000.00
20	MFO 4 SUB-ARO 2016-28	16-Sep-16	NAFES	5 02 01 010 00		59,200.00		59,200.00				-			-	59,200.00
<b>B. Sub-total for Region 4B</b>						64,500.00	39,903,476.25		39,967,976.25				64,500.00	39,903,476.25		39,967,976.25
<b>Grand Total for Region 4B</b>						8,387,181.00	44,125,476.25		52,512,657.25				8,387,181.00	44,125,476.25		52,512,657.25

No.	Allotments / Sub-Allotments		Funding Source		Allotments / Sub-Allotments received from COs / ROs				Sub-Allotment to Regions/Operating Units				Total Allotments / Net of Sub-allotments				
	Particular	Date	Description	UACS Code	PS	MOOE	CO	Total	PS	MOOE	CO	Total	PS	MOOE	CO	Total	
1	2	3	4	5	6	7	8	9=(6+7+8)	10	11	12	13=(10+11+12)	14 = (6+10)	15 = (7+11)	16 = (8 + 12)	17=(14+15+16)	
<b>Region V</b>																	
1	MFO 02 SUB-ARO 2016-15	22-Mar-16	K to 12	5 02 99 030 00		71,500.00		71,500.00				-	-	71,500.00	-	71,500.00	
2	MFO 02 SUB-ARO 2016-16	05-Apr-16	K to 12	5 02 99 030 00		117,000.00		117,000.00				-	-	117,000.00	-	117,000.00	
3	MFO 02 SUB-ARO 2016-17	12-Apr-16	Scholarship	5 02 99 080 00		1,888,031.25		1,888,031.25				-	-	1,888,031.25	-	1,888,031.25	
4	MFO 02 SUB-ARO 2016-18	13-Apr-16	K to 12	5 02 01 010 00		1,801,780.00		1,801,780.00				-	-	1,801,780.00	-	1,801,780.00	
5	MFO 02 SUB-ARO 2016-19	14-Apr-16	Scholarship	5 02 99 080 00		3,501,720.00		3,501,720.00				-	-	3,501,720.00	-	3,501,720.00	
6	MFO 02 SUB-ARO 2016-20	03-May-16	Scholarship	5 02 99 080 00		12,276,056.25		12,276,056.25				-	-	12,276,056.25	-	12,276,056.25	
7	MFO 02 SUB-ARO 2016-21	25-May-16	Scholarship	5 02 99 080 00		19,661,400.00		19,661,400.00				-	-	19,661,400.00	-	19,661,400.00	
8	MFO 02 SUB-ARO 2016-22	25-May-16	Scholarship	5 02 99 080 00		317,760.00		317,760.00				-	-	317,760.00	-	317,760.00	
9	MFO 02 SUB-ARO 2016-23	26-May-16	K to 12	5 02 99 030 00		163,500.00		163,500.00				-	-	163,500.00	-	163,500.00	
10	MFO 02 SUB-ARO 2016-24	10-Jun-16	Scholarship	5 02 99 080 00		8,059,500.00		8,059,500.00				-	-	8,059,500.00	-	8,059,500.00	
11	MFO 02 SUB-ARO 2016-25	10-Jun-16	Scholarship	5 02 99 080 00		443,272.50		443,272.50				-	-	443,272.50	-	443,272.50	
12	MFO 02 SUB-ARO 2016-26	14-Jun-16	K to 12	5 02 03 010 00		126,900.00		126,900.00				-	-	126,900.00	-	126,900.00	
13	MFO 02 SUB-ARO 2016-27	25-Jul-16	Scholarship	5 02 99 030 00		18,000.00		18,000.00				-	-	18,000.00	-	18,000.00	
14	GAS SUB-ARO 2016-31	11-Aug-16	MPBF	5 01 02 990 14	149,000.00			149,000.00				-	149,000.00	-	-	149,000.00	
15	GAS SUB-ARO 2016-32	15-Aug-16	GAS-GAD	5 02 03 010 00		261,500.00		261,500.00				-	-	261,500.00	-	261,500.00	
16	MFO 02 SUB-ARO 2016-33	16-Aug-16	Scholarship	5 02 99 080 00		46,237.50		46,237.50				-	-	46,237.50	-	46,237.50	
17	MFO 02 SUB-ARO 2016-34	22-Aug-16	Scholarship	5 02 99 080 00		19,661,400.00		19,661,400.00				-	-	19,661,400.00	-	19,661,400.00	
18	GAS SUB-ARO 2016-35	26-Aug-16	GAS-GAD	5 02 03 010 00		(261,500.00)		(261,500.00)				-	-	(261,500.00)	-	(261,500.00)	
19	GAS SUB-ARO 2016-36	26-Aug-16	GAS	5 02 99 030 00		5,000.00		5,000.00				-	-	5,000.00	-	5,000.00	
20	MFO 4 SUB-ARO 2016-37	07-Sep-16	LEB	5 02 03 090 00		129,000.00		129,000.00				-	-	129,000.00	-	129,000.00	
<b>B. Sub-total for Region 5</b>						149,000.00	68,088,057.50		68,237,057.50				149,000.00	68,088,057.50		68,237,057.50	
<b>Grand Total for Region 5</b>						12,719,654.00	73,688,057.50		86,407,711.50					12,719,654.00	73,688,057.50		86,407,711.50
<b>Region VI</b>																	
1	MFO 2 SUB-ARO 2016-03	28-Mar-16	Scholarship	5 02 99 030 00		26,000.00		26,000.00				-	-	26,000.00	-	26,000.00	
2	MFO 2 SUB-ARO 2016-04	05-Apr-16	K to 12	5 02 99 030 00		117,000.00		117,000.00				-	-	117,000.00	-	117,000.00	
3	MFO 2 SUB-ARO 2016-05	12-Apr-16	Scholarship	5 02 99 080 00		1,787,850.00		1,787,850.00				-	-	1,787,850.00	-	1,787,850.00	
4	MFO 2 SUB-ARO 2016-06	13-Apr-16	K to 12	5 02 01 010 00		1,669,812.00		1,669,812.00				-	-	1,669,812.00	-	1,669,812.00	
5	MFO 2 SUB-ARO 2016-07	14-Apr-16	Scholarship	5 02 99 080 00		3,745,237.50		3,745,237.50				-	-	3,745,237.50	-	3,745,237.50	
6	MFO 2 SUB-ARO 2016-08	02-May-16	Scholarship	5 02 99 080 00		11,621,025.00		11,621,025.00				-	-	11,621,025.00	-	11,621,025.00	
7	MFO 2 SUB-ARO 2016-10	25-May-16	Scholarship	5 02 99 080 00		79,076,250.00		79,076,250.00				-	-	79,076,250.00	-	79,076,250.00	
8	MFO 2 SUB-ARO 2016-11	25-May-16	Scholarship	5 02 99 080 00		1,278,000.00		1,278,000.00				-	-	1,278,000.00	-	1,278,000.00	
9	MFO 2 SUB-ARO 2016-12	26-May-16	K to 12	5 02 99 030 00		115,500.00		115,500.00				-	-	115,500.00	-	115,500.00	
10	MFO 2 SUB-ARO 2016-13	14-Jun-16	Scholarship	5 02 99 080 00		888,000.00		888,000.00				-	-	888,000.00	-	888,000.00	
11	MFO 2 SUB-ARO 2016-14	14-Jun-16	Scholarship	5 02 99 080 00		48,840.00		48,840.00				-	-	48,840.00	-	48,840.00	
12	MFO 2 SUB-ARO 2016-15	14-Jun-16	K to 12	5 02 03 010 00		165,150.00		165,150.00				-	-	165,150.00	-	165,150.00	
13	Locality Project MFO 2 SUB-ARO 2016-16	02-Aug-16	PCARI	5 02 03 010 00		52,450.00		52,450.00				-	-	52,450.00	-	52,450.00	
14	MFO 2 SUB-ARO 2016-18	05-Aug-16	K to 12	5 02 03 010 00		133,000.00		133,000.00				-	-	133,000.00	-	133,000.00	
15	GAS SUB-ARO 2016-19	15-Aug-16	MPBF	5 01 02 990 14	169,000.00			169,000.00				-	169,000.00	-	-	169,000.00	
16	MFO 2 SUB-ARO 2016-20	16-Aug-16	Scholarship	5 02 99 080 00		46,237.50		46,237.50				-	-	46,237.50	-	46,237.50	
17	MFO 2 SUB-ARO 2016-21	22-Aug-16	Scholarship	5 02 99 080 00		79,076,250.00		79,076,250.00				-	-	79,076,250.00	-	79,076,250.00	
18	GAS SUB-ARO 2016-22	26-Aug-16	GAD-GAS	5 02 01 010 00		266,750.00		266,750.00				-	-	266,750.00	-	266,750.00	
19	MFO 4 SUB-ARO 2016-24	16-Sep-16	ETEEAP	5 02 01 010 00		18,000.00		18,000.00				-	-	18,000.00	-	18,000.00	
<b>B. Sub-total for Region 6</b>						169,000.00	180,131,352.00		180,300,352.00				169,000.00	180,131,352.00		180,300,352.00	
<b>Grand Total for Region 6</b>						15,464,490.00	185,496,352.00		200,960,842.00					15,464,490.00	185,496,352.00		200,960,842.00



No.	Allotments / Sub-Allotments		Funding Source		Allotments / Sub-Allotments received from COs / ROs				Sub-Allotment to Regions/Operating Units				Total Allotments / Net of Sub-allotments			
	Particular	Date	Description	UACS Code	PS	MOOE	CO	Total	PS	MOOE	CO	Total	PS	MOOE	CO	Total
1	2	3	4	5	6	7	8	9=(6+7+8)	10	11	12	13=(10+11+12)	14 = (6+10)	15 = (7+11)	16 = (8 + 12)	17=(14+15+16)
<b>Region VII</b>																
1	MFO 2 SUB-ARO 2016-01	01-Feb-16	K to 12	5 02 12 020 00		336,000.00		336,000.00				-	-	336,000.00	-	336,000.00
2	STO SUB-ARO 2016-03	01-Mar-16	STO	5 02 99 030 00		15,400.00		15,400.00				-	-	15,400.00	-	15,400.00
3	STO SUB-ARO 2016-03	01-Mar-16	STO	5 02 03 010 00		4,000.00		4,000.00				-	-	4,000.00	-	4,000.00
4	MFO 2 SUB-ARO 2016-04	05-Apr-16	K to 12	5 02 99 030 00		117,000.00		117,000.00				-	-	117,000.00	-	117,000.00
5	Locally funded SUB-ARO 2016-05	11-Apr-16	PCARI	5 02 03 010 00		67,725.00		67,725.00				-	-	67,725.00	-	67,725.00
6	MFO 2 SUB-ARO 2016-06	12-Apr-16	Scholarship	5 02 99 080 00		1,880,325.00		1,880,325.00				-	-	1,880,325.00	-	1,880,325.00
7	MFO 2 SUB-ARO 2016-07	13-Apr-16	K to 12	5 02 01 010 00		1,720,280.00		1,720,280.00				-	-	1,720,280.00	-	1,720,280.00
8	MFO 2 SUB-ARO 2016-08	14-Apr-16	Scholarship	5 02 99 080 00		3,526,380.00		3,526,380.00				-	-	3,526,380.00	-	3,526,380.00
9	STO SUB-ARO 2016-09	15-Apr-16	LLS	5 02 99 030 00		4,000.00		4,000.00				-	-	4,000.00	-	4,000.00
10	MFO 2 SUB-ARO 2016-10	02-May-16	Scholarship	5 02 99 080 00		12,237,525.00		12,237,525.00				-	-	12,237,525.00	-	12,237,525.00
11	MFO 4 SUB-ARO 2016-11	19-May-16	LEP	5 02 99 030 00		80,000.00		80,000.00				-	-	80,000.00	-	80,000.00
12	MFO 2 SUB-ARO 2016-12	25-May-16	Scholarship	5 02 99 080 00		15,275,700.00		15,275,700.00				-	-	15,275,700.00	-	15,275,700.00
13	MFO 2 SUB-ARO 2016-13	25-May-16	Scholarship	5 02 99 080 00		246,880.00		246,880.00				-	-	246,880.00	-	246,880.00
14	MFO 2 SUB-ARO 2016-14	26-May-16	K to 12	5 02 99 030 00		115,500.00		115,500.00				-	-	115,500.00	-	115,500.00
15	STO SUB-ARO 2016-15	02-Jun-16	LLS	5 02 01 010 00		19,400.00		19,400.00				-	-	19,400.00	-	19,400.00
16	MFO 2 SUB-ARO 2016-16	3-Jun-16	K to 12	5 02 99 030 00		186,500.00		186,500.00				-	-	186,500.00	-	186,500.00
17	GAS SUB-ARO 2016-17	13-Jun-16	AFMS	5 02 99 030 00		8,100.00		8,100.00				-	-	8,100.00	-	8,100.00
18	MFO 2 SUB-ARO 2016-18	14-Jun-16	Scholarship	5 02 99 080 00		1,906,500.00		1,906,500.00				-	-	1,906,500.00	-	1,906,500.00
19	MFO 2 SUB-ARO 2016-19	14-Jun-16	Scholarship	5 02 99 080 00		104,857.50		104,857.50				-	-	104,857.50	-	104,857.50
20	MFO 2 SUB-ARO 2016-20	14-Jun-16	K to 12	5 02 03 010 00		129,150.00		129,150.00				-	-	129,150.00	-	129,150.00
21	MFO 2 SUB-ARO 2016-21	21-Jun-16	PCARI	5 02 99 030 00		125,000.00		125,000.00				-	-	125,000.00	-	125,000.00
22	MFO 2 SUB-ARO 2016-22	24-Jun-16	Scholarship	5 02 99 080 00		346,781.25		346,781.25				-	-	346,781.25	-	346,781.25
23	MFO 2 SUB-ARO 2016-23	01-Jul-16	Scholarship	5 02 99 080 00		1,209,600.00		1,209,600.00				-	-	1,209,600.00	-	1,209,600.00
24	MFO 2 SUB-ARO 2016-24	01-Jul-16	Scholarship	5 02 99 080 00		610,848.00		610,848.00				-	-	610,848.00	-	610,848.00
25	MFO 2 SUB-ARO 2016-25	13-Jul-16	Scholarship	5 02 99 080 00		81,648.00		81,648.00				-	-	81,648.00	-	81,648.00
26	MFO 2 SUB-ARO 2016-26	13-Jul-16	Scholarship	5 02 99 080 00		169,344.00		169,344.00				-	-	169,344.00	-	169,344.00
27	MFO 2 SUB-ARO 2016-27	13-Jul-16	Scholarship	5 02 99 080 00		846,720.00		846,720.00				-	-	846,720.00	-	846,720.00
28	MFO 2 SUB-ARO 2016-28	13-Jul-16	Scholarship	5 02 99 080 00		281,232.00		281,232.00				-	-	281,232.00	-	281,232.00
29	MFO 2 SUB-ARO 2016-29	13-Jul-16	Scholarship	5 02 99 080 00		1,016,064.00		1,016,064.00				-	-	1,016,064.00	-	1,016,064.00
30	MFO 2 SUB-ARO 2016-30	13-Jul-16	Scholarship	5 02 99 080 00		9,072.00		9,072.00				-	-	9,072.00	-	9,072.00
31	MFO 2 SUB-ARO 2016-31	15-Jul-16	K to 12	5 02 03 010 00		499,000.00		499,000.00				-	-	499,000.00	-	499,000.00
32	MFO 2 SUB-ARO 2016-32	02-Aug-16	K to 12	5 02 02 010 00		27,000.00		27,000.00				-	-	27,000.00	-	27,000.00
33	Locally funded SUB-ARO 2016-33	02-Aug-16	PCARI	5 02 03 010 00		74,100.00		74,100.00				-	-	74,100.00	-	74,100.00
34	MFO 2 SUB-ARO 2016-34	05-Aug-16	TD 02	5 02 99 080 00		217,728.00		217,728.00				-	-	217,728.00	-	217,728.00
35	MFO 2 SUB-ARO 2016-35	05-Aug-16	TD 02	5 02 99 080 00		133,056.00		133,056.00				-	-	133,056.00	-	133,056.00
36	MFO 2 SUB-ARO 2016-36	05-Aug-16	TD 02	5 02 99 080 00		1,076,544.00		1,076,544.00				-	-	1,076,544.00	-	1,076,544.00
37	Locally funded SUB-ARO 2016-37	09-Aug-16	PAMANA	5 02 99 080 00		280,000.00		280,000.00				-	-	280,000.00	-	280,000.00
38	GAS SUB-ARO 2016-38	15-Aug-16	MPBF	5 01 02 990 14	251,400.00			251,400.00				-	251,400.00	-	-	251,400.00
39	MFO 2 SUB-ARO 2016-39	15-Aug-16	TD 02	5 02 99 080 00		1,149,120.00		1,149,120.00				-	-	1,149,120.00	-	1,149,120.00
40	MFO 2 SUB-ARO 2016-40	16-Aug-16	TD 02	5 02 99 080 00		1,729,728.00		1,729,728.00				-	-	1,729,728.00	-	1,729,728.00
41	MFO 2 SUB-ARO 2016-41	16-Aug-16	TD 02	5 02 99 080 00		353,808.00		353,808.00				-	-	353,808.00	-	353,808.00
42	MFO 2 SUB-ARO 2016-42	16-Aug-16	DND	5 02 99 080 00		35,962.50		35,962.50				-	-	35,962.50	-	35,962.50
43	MFO 2 SUB-ARO 2016-43	22-Aug-16	TD 02	5 02 99 080 00		677,376.00		677,376.00				-	-	677,376.00	-	677,376.00
44	MFO 2 SUB-ARO 2016-44	22-Aug-16	TD 02	5 02 99 080 00		1,052,352.00		1,052,352.00				-	-	1,052,352.00	-	1,052,352.00
45	MFO 2 SUB-ARO 2016-45	22-Aug-16	TD 02	5 02 99 080 00		15,275,700.00		15,275,700.00				-	-	15,275,700.00	-	15,275,700.00
46	MFO 2 SUB-ARO 2016-46	23-Aug-16	TD 02	5 02 99 080 00		658,816.00		658,816.00				-	-	658,816.00	-	658,816.00

No.	Allotments / Sub-Allotments		Funding Source		Allotments / Sub-Allotments received from COs / ROs				Sub-Allotment to Regions/Operating Units				Total Allotments / Net of Sub-allotments			
	Particular	Date	Description	UACS Code	PS	MOOE	CO	Total	PS	MOOE	CO	Total	PS	MOOE	CO	Total
1	2	3	4	5	6	7	8	9=(6+7+8)	10	11	12	13=(10+11+12)	14 = (6+10)	15 = (7+11)	16 = (8 + 12)	17=(14+15+16)
48	MFO 2 SUB-ARO 2016-48	23-Aug-16	TD 02	5 02 99 080 00		24,192.00		24,192.00				-	-	24,192.00	-	24,192.00
49	MFO 2 SUB-ARO 2016-49	23-Aug-16	TD 02	5 02 99 080 00		9,072.00		9,072.00				-	-	9,072.00	-	9,072.00
50	MFO 2 SUB-ARO 2016-50	23-Aug-16	TD 02	5 02 99 080 00		471,744.00		471,744.00				-	-	471,744.00	-	471,744.00
51	MFO 2 SUB-ARO 2016-51	23-Aug-16	TD 02	5 02 99 080 00		2,310,336.00		2,310,336.00				-	-	2,310,336.00	-	2,310,336.00
52	MFO 2 SUB-ARO 2016-52	24-Aug-16	TD 02	5 02 99 080 00		1,575,000.00		1,575,000.00				-	-	1,575,000.00	-	1,575,000.00
53	MFO 2 SUB-ARO 2016-53	24-Aug-16	TD 02	5 02 99 080 00		120,000.00		120,000.00				-	-	120,000.00	-	120,000.00
54	MFO 2 SUB-ARO 2016-54	24-Aug-16	TD 02	5 02 99 080 00		18,000.00		18,000.00				-	-	18,000.00	-	18,000.00
55	MFO 2 SUB-ARO 2016-56	06-Sep-16	OC regular	5 02 99 030 00		8,000.00		8,000.00				-	-	8,000.00	-	8,000.00
56	MFO 2 SUB-ARO 2016-57	07-Sep-16	K to 12	5 02 01 010 00		105,000.00		105,000.00				-	-	105,000.00	-	105,000.00
57	MFO 4 SUB-ARO 2016-58	16-Sep-16	ETEEAP	5 02 01 010 00		127,500.00		127,500.00				-	-	127,500.00	-	127,500.00
58	MFO 4 SUB-ARO 2016-59	16-Sep-16	NAFES	5 02 01 010 00		32,500.00		32,500.00				-	-	32,500.00	-	32,500.00
59	MFO 2 SUB-ARO 2016-60	23-Sep-16	TD 02	5 02 99 060 00		326,592.00		326,592.00				-	-	326,592.00	-	326,592.00
<b>B. Sub-total for Region 7</b>					251,400.00	71,425,758.25	-	71,677,158.25	-	-	-	-	251,400.00	71,425,758.25	-	71,677,158.25
<b>Grand Total for Region 7</b>					13,389,714.00	77,817,758.25	-	91,207,472.25	-	-	-	-	13,389,714.00	77,817,758.25	-	91,207,472.25
<b>Region VIII</b>																
1	MFO 2 SUB-ARO 2016-05	15-Mar-16	K to 12	5 02 99 030 00		71,500.00		71,500.00				-	-	71,500.00	-	71,500.00
2	MFO 2 SUB-ARO 2016-06	05-Apr-16	K to 12	5 02 99 030 00		124,500.00		124,500.00				-	-	124,500.00	-	124,500.00
3	MFO 2 SUB-ARO 2016-11	12-Apr-16	Scholarship	5 02 99 080 00		2,855,067.50		2,855,067.50				-	-	2,855,067.50	-	2,855,067.50
4	MFO 2 SUB-ARO 2016-12	14-Apr-16	Scholarship	5 02 99 080 00		2,595,465.00		2,595,465.00				-	-	2,595,465.00	-	2,595,465.00
5	MFO 2 SUB-ARO 2016-13	02-May-16	Scholarship	5 02 99 080 00		9,070,256.25		9,070,256.25				-	-	9,070,256.25	-	9,070,256.25
6	MFO 2 SUB-ARO 2016-14	25-May-16	Scholarship	5 02 99 080 00		12,139,875.00		12,139,875.00				-	-	12,139,875.00	-	12,139,875.00
7	MFO 2 SUB-ARO 2016-15	25-May-16	Scholarship	5 02 99 080 00		196,200.00		196,200.00				-	-	196,200.00	-	196,200.00
8	MFO 2 SUB-ARO 2016-16	26-May-16	K to 12	5 02 99 030 00		228,000.00		228,000.00				-	-	228,000.00	-	228,000.00
9	MFO 2 SUB-ARO 2016-17	10-Jun-16	Scholarship	5 02 99 080 00		2,181,000.00		2,181,000.00				-	-	2,181,000.00	-	2,181,000.00
10	MFO 2 SUB-ARO 2016-18	10-Jun-16	Scholarship	5 02 99 080 00		119,955.00		119,955.00				-	-	119,955.00	-	119,955.00
11	MFO 2 SUB-ARO 2016-19	23-Jun-16	K to 12	5 02 03 010 00		124,650.00		124,650.00				-	-	124,650.00	-	124,650.00
12	MFO 2 SUB-ARO 2016-20	24-Jun-16	Scholarship	5 02 99 080 00		262,012.50		262,012.50				-	-	262,012.50	-	262,012.50
13	MFO 2 SUB-ARO 2016-21	01-Jul-16	Scholarship	5 02 99 080 00		36,990.00		36,990.00				-	-	36,990.00	-	36,990.00
14	MFO 2 SUB-ARO 2016-22	01-Jul-16	Scholarship	5 02 99 080 00		38,531.25		38,531.25				-	-	38,531.25	-	38,531.25
15	MFO 2 SUB-ARO 2016-23	02-Aug-16	K to 12	5 02 02 010 00		2,350.00		2,350.00				-	-	2,350.00	-	2,350.00
16	GAS SUB-ARO 2016-24	11-Aug-16	MPBF	5 01 02 990 14	150,000.00			150,000.00				-	150,000.00	-	-	150,000.00
17	GAS SUB-ARO 2016-25	15-Aug-16	GAS-GAD	5 02 03 010 00		261,500.00		261,500.00				-	-	261,500.00	-	261,500.00
18	MFO 2 SUB-ARO 2016-27	16-Aug-16	Scholarship	5 02 99 080 00		66,787.50		66,787.50				-	-	66,787.50	-	66,787.50
19	MFO 2 SUB-ARO 2016-28	22-Aug-16	Scholarship	5 02 99 080 00		12,139,875.00		12,139,875.00				-	-	12,139,875.00	-	12,139,875.00
20	MFO 2 SUB-ARO 2016-29	23-Aug-16	Scholarship	5 02 99 080 00		907,200.00		907,200.00				-	-	907,200.00	-	907,200.00
21	MFO 2 SUB-ARO 2016-30	23-Aug-16	Scholarship	5 02 99 080 00		8,757,000.00		8,757,000.00				-	-	8,757,000.00	-	8,757,000.00
22	GAS SUB-ARO 2016-31	24-Aug-16	MPBF	5 01 02 990 14	10,000.00			10,000.00				-	10,000.00	-	-	10,000.00
23	MFO 4 SUB-ARO 2016-35	16-Sep-16	ETEEAP	5 02 01 010 00		11,000.00		11,000.00				-	-	11,000.00	-	11,000.00
24	Locally Funded Project SUB-ARO 2016-36	27-Sep-16	PAMANA	5 02 99 080 00		10,000.00		10,000.00				-	-	10,000.00	-	10,000.00
25	MFO 4 SUB-ARO 2016-37	29-Sep-16	NAFES	5 02 01 010 00		62,600.00		62,600.00				-	-	62,600.00	-	62,600.00
<b>B. Sub-total for Region 8</b>					160,000.00	52,262,315.00	-	52,422,315.00	-	-	-	-	160,000.00	52,262,315.00	-	52,422,315.00
<b>Grand Total for Region 8</b>					14,019,509.00	56,866,315.00	2,053,000.00	72,938,824.00	-	-	-	-	14,019,509.00	56,866,315.00	2,053,000.00	72,938,824.00
<b>Region IX</b>																
1	MFO 2 SUB-ARO 2016-02	15-Mar-16	K to 12	5 02 01 010 00		111,500.00		111,500.00				-	-	111,500.00	-	111,500.00
2	MFO 2 SUB-ARO 2016-03	05-Apr-16	K to 12	5 02 99 030 00		104,500.00		104,500.00				-	-	104,500.00	-	104,500.00
3	MFO 2 SUB-ARO 2016-04	12-Apr-16	Scholarship	5 02 99 080 00		1,024,931.25		1,024,931.25				-	-	1,024,931.25	-	1,024,931.25
4	MFO 2 SUB-ARO 2016-05	13-Apr-16	K to 12	5 02 01 010 00		1,532,030.00		1,532,030.00				-	-	1,532,030.00	-	1,532,030.00

No.	Allotments / Sub-Allotments		Funding Source		Allotments / Sub-Allotments received from COs / ROs				Sub-Allotment to Regions/Operating Units				Total Allotments / Net of Sub-allotments				
	Particular	Date	Description	UACS Code	PS	MOOE	CO	Total	PS	MOOE	CO	Total	PS	MOOE	CO	Total	
1	2	3	4	5	6	7	8	9=(6+7+8)	10	11	12	13=(10+11+12)	14 = (6+10)	15 = (7+11)	16 = (8 + 12)	17=(14+15+16)	
6	MFO 2 SUB-ARO 2016-07	02-May-16	Scholarship	5 02 99 060 00		6,650,493.75		6,650,493.75				-	-	6,650,493.75	-	6,650,493.75	
7	MFO 4 SUB-ARO 2016-08	06-May-16	LEB	5 02 01 010 00		49,000.00		49,000.00				-	-	49,000.00	-	49,000.00	
8	MFO 2 SUB-ARO 2016-09	25-May-16	Scholarship	5 02 99 080 00		11,515,680.00		11,515,680.00				-	-	11,515,680.00	-	11,515,680.00	
9	MFO 2 SUB-ARO 2016-10	25-May-16	Scholarship	5 02 99 080 00		186,112.00		186,112.00				-	-	186,112.00	-	186,112.00	
10	MFO 2 SUB-ARO 2016-11	25-May-16	Scholarship	5 02 99 080 00		3,960,000.00		3,960,000.00				-	-	3,960,000.00	-	3,960,000.00	
11	MFO 2 SUB-ARO 2016-12	25-May-16	Scholarship	5 02 99 080 00		64,000.00		64,000.00				-	-	64,000.00	-	64,000.00	
12	MFO 2 SUB-ARO 2016-13	25-May-16	K to 12	5 02 99 030 00		138,000.00		138,000.00				-	-	138,000.00	-	138,000.00	
13	MFO 2 SUB-ARO 2016-14	10-Jun-16	Scholarship	5 02 99 060 00		1,203,000.00		1,203,000.00				-	-	1,203,000.00	-	1,203,000.00	
14	MFO 2 SUB-ARO 2016-15	10-Jun-16	Scholarship	5 02 99 080 00		66,165.00		66,165.00				-	-	66,165.00	-	66,165.00	
15	MFO 2 SUB-ARO 2016-16	14-Jun-16	K to 12	5 02 03 010 00		142,650.00		142,650.00				-	-	142,650.00	-	142,650.00	
16	Locally Funded SUB-ARO 2016-17	24-Jun-16	Scholarship	5 02 99 080 00		470,000.00		470,000.00				-	-	470,000.00	-	470,000.00	
17	Locally Funded SUB-ARO 2016-18	28-Jul-16	PAMANA	5 02 99 080 00		340,000.00		340,000.00				-	-	340,000.00	-	340,000.00	
18	GAS SUB-ARO 2016-19	15-Aug-16	MPBF	5 01 02 990 14	260,500.00			260,500.00				-	260,500.00	-	-	260,500.00	
19	MFO 2 SUB-ARO 2016-20	16-Aug-16	Scholarship	5 02 99 080 00		41,100.00		41,100.00				-	-	41,100.00	-	41,100.00	
20	MFO 2 SUB-ARO 2016-21	16-Aug-16	Scholarship	5 02 99 080 00		20,550.00		20,550.00				-	-	20,550.00	-	20,550.00	
21	MFO 2 SUB-ARO 2016-22	22-Aug-16	Scholarship	5 02 99 080 00		11,515,680.00		11,515,680.00				-	-	11,515,680.00	-	11,515,680.00	
22	MFO 2 SUB-ARO 2016-23	22-Aug-16	Scholarship	5 02 99 080 00		3,960,000.00		3,960,000.00				-	-	3,960,000.00	-	3,960,000.00	
23	MFO 2 SUB-ARO 2016-24	24-Aug-16	OC regular	5 02 99 030 00		12,000.00		12,000.00				-	-	12,000.00	-	12,000.00	
24	GAS SUB-ARO 2016-25	24-Aug-16	MPBF	5 01 02 990 14	10,000.00			10,000.00				-	10,000.00	-	-	10,000.00	
25	MFO 2 SUB-ARO 2016-26	26-Aug-16	Scholarship	5 02 99 080 00		92,475.00		92,475.00				-	-	92,475.00	-	92,475.00	
26	MFO 4 SUB-ARO 2016-27	16-Sep-16	ETEEAP	5 02 01 010 00		19,800.00		19,800.00				-	-	19,800.00	-	19,800.00	
27	MFO 4 SUB-ARO 2016-28	16-Sep-16	GAD	5 02 01 010 00		389,380.00		389,380.00				-	-	389,380.00	-	389,380.00	
28	Locally Funded SUB-ARO 2016-29	27-Sep-16	PAMANA	5 02 99 080 00		370,000.00		370,000.00				-	-	370,000.00	-	370,000.00	
<b>B. Sub-total for Region 9</b>						270,500.00	45,916,398.25	-	46,186,898.25				-	270,500.00	45,916,398.25	-	46,186,898.25
<b>Grand Total for Region 9</b>						17,161,917.00	51,053,398.25	-	68,215,315.25				-	17,161,917.00	51,053,398.25	-	68,215,315.25
<b>Region X</b>																	
1	MFO 2 SUB-ARO 2016-02	29-Feb-16	K-to 12	5 02 01 010 00		85,300.00		85,300.00				-	-	85,300.00	-	85,300.00	
2	MFO 2 SUB-ARO 2016-03	22-Mar-16	K-to 12	5 02 99 030 00		71,500.00		71,500.00				-	-	71,500.00	-	71,500.00	
3	MFO 2 SUB-ARO 2016-04	05-Apr-16	K-to 12	5 02 99 030 00		104,500.00		104,500.00				-	-	104,500.00	-	104,500.00	
4	MFO 2 SUB-ARO 2016-05	12-Apr-16	Scholarship	5 02 99 080 00		1,194,468.75		1,194,468.75				-	-	1,194,468.75	-	1,194,468.75	
5	MFO 2 SUB-ARO 2016-06	13-Apr-16	K-to 12	5 02 01 010 00		1,443,530.00		1,443,530.00				-	-	1,443,530.00	-	1,443,530.00	
6	MFO 2 SUB-ARO 2016-07	14-Apr-16	Scholarship	5 02 99 080 00		2,695,646.25		2,695,646.25				-	-	2,695,646.25	-	2,695,646.25	
7	MFO 2 SUB-ARO 2016-08	25-Apr-16	Scholarship	5 02 99 080 00		7,852,668.75		7,852,668.75				-	-	7,852,668.75	-	7,852,668.75	
8	MFO 2 SUB-ARO 2016-09	25-May-16	Scholarship	5 02 99 080 00		22,011,660.00		22,011,660.00				-	-	22,011,660.00	-	22,011,660.00	
9	MFO 2 SUB-ARO 2016-10	25-May-16	Scholarship	5 02 99 080 00		355,744.00		355,744.00				-	-	355,744.00	-	355,744.00	
10	MFO 2 SUB-ARO 2016-11	26-May-16	K-to 12	5 02 99 030 00		183,000.00		183,000.00				-	-	183,000.00	-	183,000.00	
11	MFO 2 SUB-ARO 2016-12	10-Jun-16	Scholarship	5 02 99 080 00		4,963,500.00		4,963,500.00				-	-	4,963,500.00	-	4,963,500.00	
12	MFO 2 SUB-ARO 2016-13	10-Jun-16	Scholarship	5 02 99 080 00		272,992.50		272,992.50				-	-	272,992.50	-	272,992.50	
13	MFO 2 SUB-ARO 2016-14	14-Jun-16	K-to 12	5 02 03 010 00		129,150.00		129,150.00				-	-	129,150.00	-	129,150.00	
14	Locally funded SUB-ARO 2016-15	24-Jun-16	Scholarship	5 02 99 080 00		430,000.00		430,000.00				-	-	430,000.00	-	430,000.00	
15	MFO 4 SUB-ARO 2016-15	01-Jul-16	LEB	5 02 01 010 00		25,000.00		25,000.00				-	-	25,000.00	-	25,000.00	
16	MFO 4 SUB-ARO 2016-16	01-Jul-16	LEB	5 02 99 030 00		70,000.00		70,000.00				-	-	70,000.00	-	70,000.00	
17	MFO 2 SUB-ARO 2016-17	25-Jul-16	Scholarship	5 02 99 030 00		5,000.00		5,000.00				-	-	5,000.00	-	5,000.00	
18	Locally funded SUB-ARO 2016-18	28-Jul-16	PAMANA	5 02 99 080 00		30,000.00		30,000.00				-	-	30,000.00	-	30,000.00	
19	MFO 2 SUB-ARO 2016-19	05-Aug-16	Scholarship	5 02 99 080 00		84,000.00		84,000.00				-	-	84,000.00	-	84,000.00	
20	GAS SUB-ARO 2016-20	11-Aug-16	MPBF	5 01 02 990 14	245,400.00			245,400.00				-	245,400.00	-	-	245,400.00	
21	MFO 2 SUB-ARO 2016-21	16-Aug-16	Scholarship	5 02 99 080 00		35,000.00		35,000.00				-	-	35,000.00	-	35,000.00	

No.	Allotments / Sub-Allotments		Funding Source		Allotments / Sub-Allotments received from COs / ROs				Sub-Allotment to Regions/Operating Units				Total Allotments / Net of Sub-allotments			
	Particular	Date	Description	UACS Code	PS	MOOE	CO	Total	PS	MOOE	CO	Total	PS	MOOE	CO	Total
1	2	3	4	5	6	7	8	9=(6+7+8)	10	11	12	13=(10+11+12)	14 = (6+10)	15 = (7+11)	16 = (8 + 12)	17=(14+15+16)
23	MFO 2 SUB-ARO 2016-22	22-Aug-16	Scholarship	5 02 99 080 00		22,011,660.00		22,011,660.00				-	-	22,011,660.00	-	22,011,660.00
24	MFO 4 SUB-ARO 2016-23	18-Sep-16	ETEEAP	5 02 01 010 00		10,000.00		10,000.00				-	-	10,000.00	-	10,000.00
<b>B. Sub-total for Region 10</b>					245,400.00	64,065,282.75	-	64,310,682.75	-	-	-	-	245,400.00	64,065,282.75	-	64,310,682.75
<b>Grand Total for Region 10</b>					15,142,740.00	68,609,282.75	-	83,752,022.75	-	-	-	-	15,142,740.00	68,609,282.75	-	83,752,022.75
<b>Region XI</b>																
1	MFO 02 SUB-ARO 2016-04	03-Feb-16	GASS	5 02 03 010 00		10,000.00		10,000.00				-	-	10,000.00	-	10,000.00
2	MFO 02 SUB-ARO 2016-05	10-Feb-16	MFO3	5 02 03 010 00		2,500.00		2,500.00				-	-	2,500.00	-	2,500.00
3	MFO 02 SUB-ARO 2016-06	22-Mar-16	GASS	5 02 99 030 00		71,500.00		71,500.00				-	-	71,500.00	-	71,500.00
4	MFO 02 SUB-ARO 2016-07	05-Apr-16	K to 12	5 02 99 030 00		124,500.00		124,500.00				-	-	124,500.00	-	124,500.00
5	MFO 02 SUB-ARO 2016-08	12-Apr-16	Scholarship	5 02 99 080 00		1,040,343.75		1,040,343.75				-	-	1,040,343.75	-	1,040,343.75
6	MFO 04 SUB-ARO 2016-09	12-Apr-16	LEB	5 02 99 030 00		120,000.00		120,000.00				-	-	120,000.00	-	120,000.00
7	MFO 2 SUB-ARO 2016-10	14-Apr-16	Scholarship	5 02 99 080 00		2,224,023.75		2,224,023.75				-	-	2,224,023.75	-	2,224,023.75
8	MFO 2 SUB-ARO 2016-11	25-Apr-16	K to 12	5 02 01 010 00		1,649,240.00		1,649,240.00				-	-	1,649,240.00	-	1,649,240.00
9	MFO 2 SUB-ARO 2016-12	02-May-16	Scholarship	5 02 99 080 00		6,719,850.00		6,719,850.00				-	-	6,719,850.00	-	6,719,850.00
10	MFO 2 SUB-ARO 2016-13	25-May-16	Scholarship	5 02 99 080 00		30,195,000.00		30,195,000.00				-	-	30,195,000.00	-	30,195,000.00
11	MFO 2 SUB-ARO 2016-14	25-May-16	Scholarship	5 02 99 080 00		488,000.00		488,000.00				-	-	488,000.00	-	488,000.00
12	MFO 2 SUB-ARO 2016-15	26-May-16	K to 12	5 02 99 030 00		174,000.00		174,000.00				-	-	174,000.00	-	174,000.00
13	MFO 2 SUB-ARO 2016-16	10-Jun-16	Full Merit	5 02 99 080 00		2,287,500.00		2,287,500.00				-	-	2,287,500.00	-	2,287,500.00
14	MFO 2 SUB-ARO 2016-17	10-Jun-16	OC regular	5 02 99 080 00		125,812.50		125,812.50				-	-	125,812.50	-	125,812.50
15	MFO 2 SUB-ARO 2016-18	14-Jun-16	K to 12	5 02 03 010 00		163,000.00		163,000.00				-	-	163,000.00	-	163,000.00
16	Locally Funded SUB-ARO 2016-19	24-Jun-16	PAMANA	5 02 99 80 00		50,000.00		50,000.00				-	-	50,000.00	-	50,000.00
17	MFO 2 SUB-ARO 2016-20	15-Jul-16	K to 12	5 02 03 010 00		7,000.00		7,000.00				-	-	7,000.00	-	7,000.00
18	MFO 2 SUB-ARO 2016-20	15-Jul-16	K to 12	5 02 02 010 00		419,500.00		419,500.00				-	-	419,500.00	-	419,500.00
19	MFO 2 SUB-ARO 2016-21	25-Jul-16	sugar	5 02 99 030 00		5,000.00		5,000.00				-	-	5,000.00	-	5,000.00
20	GASS SUB-ARO 2016-22	11-Aug-16	MPBF	5 01 02 990 14	362,000.00			362,000.00				-	362,000.00	-	362,000.00	
21	MFO 2 SUB-ARO 2016-23	16-Aug-16	DND	5 02 99 080 00		10,000.00		10,000.00				-	-	10,000.00	-	10,000.00
22	MFO 2 SUB-ARO 2016-23	16-Aug-16	OC regular	5 02 99 080 00		275.00		275.00				-	-	275.00	-	275.00
23	Locally Funded SUB-ARO 2016-24	16-Aug-16	LLS	5 02 01 010 00		41,000.00		41,000.00				-	-	41,000.00	-	41,000.00
24	MFO 2 SUB-ARO 2016-25	22-Aug-16	TD 02	5 02 99 080 00		30,195,000.00		30,195,000.00				-	-	30,195,000.00	-	30,195,000.00
25	STO SUB-ARO 2016-26	22-Aug-16	LLS	5 02 01 010 00		37,000.00		37,000.00				-	-	37,000.00	-	37,000.00
26	STO SUB-ARO 2016-26	22-Aug-16	LLS	5 02 99 030 00		54,600.00		54,600.00				-	-	54,600.00	-	54,600.00
27	STO SUB-ARO 2016-27	22-Aug-16	LLS	5 02 01 010 00		49,000.00		49,000.00				-	-	49,000.00	-	49,000.00
28	STO SUB-ARO 2016-27	22-Aug-16	LLS	5 02 99 030 00		56,800.00		56,800.00				-	-	56,800.00	-	56,800.00
29	GASS SUB-ARO 2016-28	24-Aug-16	MPBF	5 01 02 990 14	20,000.00			20,000.00				-	20,000.00	-	20,000.00	
30	MFO 4 SUB-ARO 2016-31	16-Sep-16	ETEEAP	5 02 01 010 00		12,000.00		12,000.00				-	-	12,000.00	-	12,000.00
31	MFO 02 SUB-ARO 2016-32	26-Sep-16	K to 12	5 02 02 010 00		5,600.00		5,600.00				-	-	5,600.00	-	5,600.00
<b>B. Sub-total for Region 11</b>					382,000.00	76,338,045.00	-	76,720,045.00	-	-	-	-	382,000.00	76,338,045.00	-	76,720,045.00
<b>Grand Total for Region 11</b>					12,041,951.00	81,058,045.00	-	93,099,996.00	-	-	-	-	12,041,951.00	81,058,045.00	-	93,099,996.00

No.	Allotments / Sub-Allotments		Funding Source		Allotments / Sub-Allotments received from COs / ROs				Sub-Allotment to Regions/Operating Units				Total Allotments / Net of Sub-allotments			
	Particular	Date	Description	UACS Code	PS	MOOE	CO	Total	PS	MOOE	CO	Total	PS	MOOE	CO	Total
1	2	3	4	5	6	7	8	9=(6+7+8)	10	11	12	13=(10+11+12)	14 = (6+10)	15 = (7+11)	16 = (8 + 12)	17=(14+15+16)
<b>Region XII</b>																
1	MFO 2 SUB-ARO 2016-09	22-Mar-16	K to 12	5 02 99 030 00		132,500.00		132,500.00				-	-	132,500.00	-	132,500.00
2	MFO 2 SUB-ARO 2016-10	05-Apr-16	K to 12	5 02 99 030 00		124,500.00		124,500.00				-	-	124,500.00	-	124,500.00
3	MFO 2 SUB-ARO 2016-11	April 12,2016	Scholarship	5 02 99 080 00		1,186,762.50		1,186,762.50				-	-	1,186,762.50	-	1,186,762.50
4	MFO 2 SUB-ARO 2016-12	14-Apr-16	Scholarship	5 02 99 080 00		1,872,618.75		1,872,618.75				-	-	1,872,618.75	-	1,872,618.75
5	MFO 2 SUB-ARO 2016-13	15-Apr-16	K to 12	5 02 01 010 00		1,409,780.00		1,409,780.00				-	-	1,409,780.00	-	1,409,780.00
6	MFO 2 SUB-ARO 2016-14	03-May-16	Scholarship	5 02 99 080 00		7,636,893.75		7,636,893.75				-	-	7,636,893.75	-	7,636,893.75
7	MFO 2 SUB-ARO 2016-15	25-May-16	Scholarship	5 02 99 080 00		33,228,360.00		33,228,360.00				-	-	33,228,360.00	-	33,228,360.00
8	MFO 2 SUB-ARO 2016-16	25-May-16	Scholarship	5 02 99 080 00		537,024.00		537,024.00				-	-	537,024.00	-	537,024.00
9	MFO 2 SUB-ARO 2016-17	25-May-16	Scholarship	5 02 99 080 00		6,806,250.00		6,806,250.00				-	-	6,806,250.00	-	6,806,250.00
10	MFO 2 SUB-ARO 2016-18	25-May-16	Scholarship	5 02 99 080 00		110,000.00		110,000.00				-	-	110,000.00	-	110,000.00
11	MFO 2 SUB-ARO 2016-19	26-May-16	K to 12	5 02 99 030 00		174,000.00		174,000.00				-	-	174,000.00	-	174,000.00
12	MFO 2 SUB-ARO 2016-20	10-Jun-16	Scholarship	5 02 99 080 00		2,188,500.00		2,188,500.00				-	-	2,188,500.00	-	2,188,500.00
13	MFO 2 SUB-ARO 2016-21	10-Jun-16	Scholarship	5 02 99 080 00		120,367.50		120,367.50				-	-	120,367.50	-	120,367.50
14	MFO 2 SUB-ARO 2016-22	24-Jun-16	K to 12	5 02 03 010 00		47,350.00		47,350.00				-	-	47,350.00	-	47,350.00
15	Locally Funded SUB-ARO 2016-23	24-Jun-16	Scholarship	5 02 99 080 00		1,270,000.00		1,270,000.00				-	-	1,270,000.00	-	1,270,000.00
16	MFO 2 SUB-ARO 2016-24	01-Jul-16	K to 12	5 02 99 080 00		26,750.00		26,750.00				-	-	26,750.00	-	26,750.00
17	MFO 2 SUB-ARO 2016-25	20-Jul-16	K to 12	5 02 99 030 00		131,200.00		131,200.00				-	-	131,200.00	-	131,200.00
18	MFO 2 SUB-ARO 2016-26	25-Jul-16	Scholarship	5 02 02 010 00		5,000.00		5,000.00				-	-	5,000.00	-	5,000.00
19	Locally Funded SUB-ARO 2016-27	28-Jul-16	PAMANA	5 02 99 030 00		10,000.00		10,000.00				-	-	10,000.00	-	10,000.00
20	MFO 2 SUB-ARO 2016-28	03-Aug-16	Scholarship	5 02 99 080 00		231,187.50		231,187.50				-	-	231,187.50	-	231,187.50
21	MFO 2 SUB-ARO 2016-29	03-Aug-16	Scholarship	5 02 99 080 00		49,320.00		49,320.00				-	-	49,320.00	-	49,320.00
22	GAS SUB-ARO 2016-31	11-Aug-16	MPBF	5 02 99 080 00	116,500.00			116,500.00				-	116,500.00	-	-	116,500.00
23	MFO 2 SUB-ARO 2016-32	16-Aug-16	Scholarship	5 01 02 990 14		35,962.50		35,962.50				-	-	35,962.50	-	35,962.50
24	MFO 2 SUB-ARO 2016-33	22-Aug-16	Scholarship	5 02 99 080 00		33,228,360.00		33,228,360.00				-	-	33,228,360.00	-	33,228,360.00
25	MFO 2 SUB-ARO 2016-34	22-Aug-16	Scholarship	5 02 99 080 00		6,806,250.00		6,806,250.00				-	-	6,806,250.00	-	6,806,250.00
26	MFO 2 SUB-ARO 2016-35	23-Aug-16	Scholarship	5 02 99 080 00		2,544,000.00		2,544,000.00				-	-	2,544,000.00	-	2,544,000.00
27	MFO 2 SUB-ARO 2016-36	23-Aug-16	Scholarship	5 02 99 080 00		3,648.00		3,648.00				-	-	3,648.00	-	3,648.00
28	MFO 2 SUB-ARO 2016-37	23-Aug-16	Scholarship	5 02 99 080 00		2,709,504.00		2,709,504.00				-	-	2,709,504.00	-	2,709,504.00
29	MFO 2 SUB-ARO 2016-38	23-Aug-16	Scholarship	5 02 99 080 00		955,584.00		955,584.00				-	-	955,584.00	-	955,584.00
30	MFO 2 SUB-ARO 2016-39	25-Aug-16	Scholarship	5 02 99 080 00		804,384.00		804,384.00				-	-	804,384.00	-	804,384.00
31	MFO 2 SUB-ARO 2016-40	25-Aug-16	Scholarship	5 02 99 080 00		5,352,480.00		5,352,480.00				-	-	5,352,480.00	-	5,352,480.00
32	MFO 2 SUB-ARO 2016-43	06-Sep-16	Scholarship	5 02 99 080 00		2,927,232.50		2,927,232.50				-	-	2,927,232.50	-	2,927,232.50
33	MFO 2 SUB-ARO 2016-44	06-Sep-16	Scholarship	5 02 99 080 00		46,237.50		46,237.50				-	-	46,237.50	-	46,237.50
34	MFO 4 SUB-ARO 2016-45	16-Sep-16	ETEEAP	5 02 99 080 00		12,000.00		12,000.00				-	-	12,000.00	-	12,000.00
35	Locally Funded SUB-ARO 2016-46	27-Sep-16	PAMANA	5 02 01 010 00		690,000.00		690,000.00				-	-	690,000.00	-	690,000.00
<b>B. Sub-total for Region 12</b>						116,500.00	113,414,006.50	-	113,530,506.50				116,500.00	113,414,006.50	-	113,530,506.50
<b>Grand Total for Region 12</b>						12,282,151.00	117,735,006.50	-	130,017,157.50				12,282,151.00	117,735,006.50	-	130,017,157.50
<b>Region NCR</b>																
1	MFO 02 SUB-ARO 2016-10	12-Apr-16	Scholarship	5 02 99 080 00		1,186,762.50		1,186,762.50				-	-	1,186,762.50	-	1,186,762.50
2	MFO 02 SUB-ARO 2016-11	13-Apr-16	K to 12	5 02 01 010 00		2,369,240.00		2,369,240.00				-	-	2,369,240.00	-	2,369,240.00
3	MFO 02 SUB-ARO 2016-12	14-Apr-16	Scholarship	5 02 99 080 00		5,231,002.50		5,231,002.50				-	-	5,231,002.50	-	5,231,002.50
4	MFO 02 SUB-ARO 2016-13	3-May-16	Scholarship	5 02 99 080 00		7,760,193.75		7,760,193.75				-	-	7,760,193.75	-	7,760,193.75
5	MFO 02 SUB-ARO 2016-15	25-May-16	Scholarship	5 02 99 080 00		32,324,490.00		32,324,490.00				-	-	32,324,490.00	-	32,324,490.00
6	MFO 02 SUB-ARO 2016-16	25-May-16	Scholarship	5 02 99 080 00		522,416.00		522,416.00				-	-	522,416.00	-	522,416.00
7	MFO 02 SUB-ARO 2016-18	10-Jun-16	Scholarship	5 02 99 080 00		3,502,500.00		3,502,500.00				-	-	3,502,500.00	-	3,502,500.00
8	MFO 02 SUB-ARO 2016-19	16-Jun-16	Scholarship	5 02 99 080 00		192,637.50		192,637.50				-	-	192,637.50	-	192,637.50

No.	Allotments / Sub-Allotments		Funding Source		Allotments / Sub-Allotments received from COs / ROs				Sub-Allotment to Regions/Operating Units				Total Allotments / Net of Sub-allotments				
	Particular	Date	Description	UACS Code	PS	MOOE	CO	Total	PS	MOOE	CO	Total	PS	MOOE	CO	Total	
1	2	3	4	5	6	7	8	9=(6+7+8)	10	11	12	13=(10+11+12)	14 = (6+10)	15 = (7+11)	16 = (8 + 12)	17=(14+15+16)	
10	MFO 02 SUB-ARO 2016-27	25-Jul-16	Scholarship	5 02 99 080 00		24,192.00		24,192.00				-	-	24,192.00	-	24,192.00	
11	Locally funded SUB-ARO 2016-30	28-Jul-16	PAMANA	5 02 99 080 00		10,000.00		10,000.00				-	-	10,000.00	-	10,000.00	
12	GAS SUB-ARO 2016-36	11-Aug-16	MPBF	5 01 02 990 14	170,000.00			170,000.00				-	170,000.00	-	-	170,000.00	
13	MFO 02 SUB-ARO 2016-37	16-Aug-16	Scholarship	5 02 99 080 00		92,475.00		92,475.00				-	-	92,475.00	-	92,475.00	
14	MFO 02 SUB-ARO 2016-38	22-Aug-16	Scholarship	5 02 99 080 00		32,324,490.00		32,324,490.00				-	-	32,324,490.00	-	32,324,490.00	
15	GAS SUB-ARO 2016-39	24-Aug-16	MPBF	5 01 02 990 14	10,000.00			10,000.00				-	10,000.00	-	-	10,000.00	
16	MFO 02 SUB-ARO 2016-44	8-Sep-16	Scholarship	5 02 99 080 00		3,831,000.00		3,831,000.00				-	-	3,831,000.00	-	3,831,000.00	
17	MFO 02 SUB-ARO 2016-45	5-Sep-16	Scholarship	5 02 99 080 00		10,368,000.00		10,368,000.00				-	-	10,368,000.00	-	10,368,000.00	
18	MFO 02 SUB-ARO 2016-46	5-Sep-16	Scholarship	5 02 99 080 00		8,757,000.00		8,757,000.00				-	-	8,757,000.00	-	8,757,000.00	
19	MFO 02 SUB-ARO 2016-47	5-Sep-16	Scholarship	5 02 99 080 00		10,638,000.00		10,638,000.00				-	-	10,638,000.00	-	10,638,000.00	
20	MFO 02 SUB-ARO 2016-48	22-Sep-16	Scholarship	5 02 99 080 00		2,467,584.00		2,467,584.00				-	-	2,467,584.00	-	2,467,584.00	
21	MFO 02 SUB-ARO 2016-49	22-Sep-16	Scholarship	5 02 99 080 00		12,096.00		12,096.00				-	-	12,096.00	-	12,096.00	
<b>B. Sub-total for Region NCR</b>					<b>180,000.00</b>	<b>121,686,655.25</b>		<b>121,866,655.25</b>					<b>180,000.00</b>	<b>121,686,655.25</b>			<b>121,866,655.25</b>
<b>Grand Total for Region NCR</b>					<b>14,470,190.00</b>	<b>131,204,655.25</b>		<b>145,674,845.25</b>					<b>14,470,190.00</b>	<b>131,204,655.25</b>			<b>145,674,845.25</b>
<b>Region CAR</b>																	
1	MFO 2 SUB-ARO 2016-01	25-Jan-16	K TO 12	5 02 99 030 00		39,360.00		39,360.00				-	-	39,360.00	-	39,360.00	
2	Locally Funded SUB-ARO 2016-03	17-Feb-16	PCARI	5 02 99 030 00		53,700.00		53,700.00				-	-	53,700.00	-	53,700.00	
3	MFO 2 SUB-ARO 2016-07	22-Mar-16	K TO 12	5 02 99 030 00		71,500.00		71,500.00				-	-	71,500.00	-	71,500.00	
4	MFO 2 SUB-ARO 2016-11	05-Apr-16	K TO 12	5 02 99 030 00		97,000.00		97,000.00				-	-	97,000.00	-	97,000.00	
5	MFO 2 SUB-ARO 2016-13	12-Apr-16	Scholarship	5 02 99 080 00		346,781.25		346,781.25				-	-	346,781.25	-	346,781.25	
6	MFO 2 SUB-ARO 2016-14	13-Apr-16	K TO 12	5 02 01 010 00		1,384,280.00		1,384,280.00				-	-	1,384,280.00	-	1,384,280.00	
7	MFO 2 SUB-ARO 2016-15	14-Apr-16	Scholarship	5 02 99 080 00		1,200,633.75		1,200,633.75				-	-	1,200,633.75	-	1,200,633.75	
8	MFO 2 SUB-ARO 2016-16	03-May-16	Scholarship	5 02 99 080 00		2,296,462.50		2,296,462.50				-	-	2,296,462.50	-	2,296,462.50	
9	MFO 2 SUB-ARO 2016-21	25-May-16	Scholarship	5 02 99 080 00		9,929,205.00		9,929,205.00				-	-	9,929,205.00	-	9,929,205.00	
10	MFO 2 SUB-ARO 2016-22	25-May-16	Scholarship	5 02 99 080 00		160,472.00		160,472.00				-	-	160,472.00	-	160,472.00	
11	MFO 2 SUB-ARO 2016-23	26-May-16	K TO 12	5 02 99 030 00		141,000.00		141,000.00				-	-	141,000.00	-	141,000.00	
12	MFO 2 SUB-ARO 2016-24	10-Jun-16	Scholarship	5 02 99 080 00		969,000.00		969,000.00				-	-	969,000.00	-	969,000.00	
13	MFO 2 SUB-ARO 2016-25	10-Jun-16	Scholarship	5 02 99 080 00		53,295.00		53,295.00				-	-	53,295.00	-	53,295.00	
14	MFO 2 SUB-ARO 2016-26	14-Jun-16	K TO 12	5 02 03 010 00		95,500.00		95,500.00				-	-	95,500.00	-	95,500.00	
15	GAS SUB-ARO 2016-29	11-Aug-16	MPBF	5 01 02 890 14	135,000.00			135,000.00				-	135,000.00	-	-	135,000.00	
16	MFO 4 SUB-ARO 2016-30	15-Aug-16	GAD	5 02 03 010 00		276,500.00		276,500.00				-	-	276,500.00	-	276,500.00	
17	MFO 2 SUB-ARO 2016-31	16-Aug-16	Scholarship	5 02 99 080 00		25,687.50		25,687.50				-	-	25,687.50	-	25,687.50	
18	MFO 2 SUB-ARO 2016-32	22-Aug-16	Scholarship	5 02 99 080 00		9,929,205.00		9,929,205.00				-	-	9,929,205.00	-	9,929,205.00	
19	MFO 2 SUB-ARO 2016-34	06-Sep-16	Scholarship	5 02 99 030 00		8,000.00		8,000.00				-	-	8,000.00	-	8,000.00	
20	MFO 2 SUB-ARO 2016-35	28-Sep-16	Scholarship	5 02 89 080 00		154,125.00		154,125.00				-	-	154,125.00	-	154,125.00	
<b>B. Sub-total for Region CAR</b>					<b>135,000.00</b>	<b>27,231,707.00</b>		<b>27,366,707.00</b>					<b>135,000.00</b>	<b>27,231,707.00</b>			<b>27,366,707.00</b>
<b>Grand Total for Region CAR</b>					<b>12,404,623.00</b>	<b>31,381,707.00</b>		<b>43,786,330.00</b>					<b>12,404,623.00</b>	<b>31,381,707.00</b>			<b>43,786,330.00</b>

No.	Allotments / Sub-Allotments		Funding Source		Allotments / Sub-Allotments received from COs / ROs				Sub-Allotment to Regions/Operating Units				Total Allotments / Net of Sub-allotments				
	Particular	Date	Description	UACS Code	PS	MOOE	CO	Total	PS	MOOE	CO	Total	PS	MOOE	CO	Total	
1	2	3	4	5	6	7	8	9=(6+7+8)	10	11	12	13=(10+11+12)	14 = (6+10)	15 = (7+11)	16 = (8 + 12)	17=(14+15+16)	
<b>Region CARAGA</b>																	
1	MFO 2 SUB-ARO 2016-02	26-Jan-16	K TO 12	5 02 99 030 00		54,360.00		54,360.00				-	-	54,360.00	-	54,360.00	
2	MFO 2 SUB-ARO 2016-03	28-Mar-16	K TO 12	5 02 99 030 00		71,500.00		71,500.00				-	-	71,500.00	-	71,500.00	
3	MFO 2 SUB-ARO 2016-04	5-Apr-16	K TO 12	5 02 99 030 00		104,500.00		104,500.00				-	-	104,500.00	-	104,500.00	
4	MFO 2 SUB-ARO 2016-06	12-Apr-16	Scholarship	5 02 99 080 00		747,506.25		747,506.25				-	-	747,506.25	-	747,506.25	
5	MFO 2 SUB-ARO 2016-07	13-Apr-16	K TO 12	5 02 01 010 00		1,397,030.00		1,397,030.00				-	-	1,397,030.00	-	1,397,030.00	
6	MFO 2 SUB-ARO 2016-08	14-Apr-16	Scholarship	5 02 99 080 00		1,746,236.25		1,746,236.25				-	-	1,746,236.25	-	1,746,236.25	
7	MFO 2 SUB-ARO 2016-09	2-May-16	Scholarship	5 02 99 080 00		4,901,175.00		4,901,175.00				-	-	4,901,175.00	-	4,901,175.00	
8	MFO 2 SUB-ARO 2016-10	25-May-16	Scholarship	5 02 99 080 00		25,566,750.00		25,566,750.00				-	-	25,566,750.00	-	25,566,750.00	
9	MFO 2 SUB-ARO 2016-11	25-May-16	Scholarship	5 02 99 080 00		413,200.00		413,200.00				-	-	413,200.00	-	413,200.00	
10	MFO 2 SUB-ARO 2016-12	26-May-16	K TO 12	5 02 99 030 00		115,500.00		115,500.00				-	-	115,500.00	-	115,500.00	
11	MFO 2 SUB-ARO 2016-13	10-Jun-16	Scholarship	5 02 99 080 00		3,882,000.00		3,882,000.00				-	-	3,882,000.00	-	3,882,000.00	
12	MFO 2 SUB-ARO 2016-14	10-Jun-16	Scholarship	5 02 99 080 00		213,510.00		213,510.00				-	-	213,510.00	-	213,510.00	
13	MFO 2 SUB-ARO 2016-15	14-Jun-16	K TO 12	5 02 03 010 00		95,500.00		95,500.00				-	-	95,500.00	-	95,500.00	
14	MFO 2 SUB-ARO 2016-16	9-Aug-16	K TO 12	5 02 02 010 00		158,000.00		158,000.00				-	-	158,000.00	-	158,000.00	
15	GAS SUB-ARO 2016-17	11-Aug-16	MPBF	5 01 02 990 14	85,500.00			85,500.00				-	85,500.00	-	-	85,500.00	
16	MFO 2 SUB-ARO 2016-18	16-Aug-16	Scholarship	5 02 99 080 00		5,137.50		5,137.50				-	-	5,137.50	-	5,137.50	
17	MFO 2 SUB-ARO 2016-19	16-Aug-16	Scholarship	5 02 99 080 00		42,203,250.00		42,203,250.00				-	-	42,203,250.00	-	42,203,250.00	
18	MFO 2 SUB-ARO 2016-20	23-Aug-16	Scholarship	5 02 99 030 00		12,000.00		12,000.00				-	-	12,000.00	-	12,000.00	
19	GAS SUB-ARO 2016-21	24-Aug-16	MPBF	5 01 02 990 14	20,000.00			20,000.00				-	20,000.00	-	-	20,000.00	
20	MFO 4 SUB-ARO 2016-22	20-Sep-16	GAD	5 02 01 010 00		463,000.00		463,000.00				-	-	463,000.00	-	463,000.00	
21	MFO 4 SUB-ARO 2016-23	29-Sep-16	NAFES	5 02 11 990 00		57,250.00		57,250.00				-	-	57,250.00	-	57,250.00	
<b>B. Sub-total for Region CARAGA</b>						105,500.00	82,207,405.00	-	82,312,905.00				105,500.00	82,207,405.00	-	82,312,905.00	
<b>Grand Total for Region CARAGA</b>						9,924,853.00	86,442,405.00	-	96,367,258.00				9,924,853.00	86,442,405.00	-	96,367,258.00	
<b>Region Negros Island Region (NIR)</b>																	
1	MFO 2 SUB-ARO 2016-01	5-Apr-16	K TO 12	5 02 03 010 00		97,000.00		97,000.00				-	-	97,000.00	-	97,000.00	
2	MFO 2 SUB-ARO 2016-02	13-Apr-16	K TO 12	5 02 01 010 00		1,720,280.00		1,720,280.00				-	-	1,720,280.00	-	1,720,280.00	
3	MFO 2 SUB-ARO 2016-03	3-Jun-16	K TO 12	5 02 99 030 00		184,500.00		184,500.00				-	-	184,500.00	-	184,500.00	
4	MFO 2 SUB-ARO 2016-04	14-Jun-16	Scholarship	5 02 99 080 00		957,000.00		957,000.00				-	-	957,000.00	-	957,000.00	
5	MFO 2 SUB-ARO 2016-05	14-Jun-16	Scholarship	5 02 99 080 00		52,635.00		52,635.00				-	-	52,635.00	-	52,635.00	
6	MFO 2 SUB-ARO 2016-06	14-Jun-16	K TO 12	5 02 03 010 00		95,500.00		95,500.00				-	-	95,500.00	-	95,500.00	
7	MFO 2 SUB-ARO 2016-07	1-Jul-16	K TO 12	5 02 03 010 00		26,750.00		26,750.00				-	-	26,750.00	-	26,750.00	
8	MFO 2 SUB-ARO 2016-08	3-Aug-16	K TO 12	5 02 02 010 00		3,250.00		3,250.00				-	-	3,250.00	-	3,250.00	
9	MFO 2 SUB-ARO 2016-09	9-Aug-16	K TO 12	5 02 02 010 00		266,000.00		266,000.00				-	-	266,000.00	-	266,000.00	
10	MFO 4 SUB-ARO 2016-10	16-Sep-16	ETEEAP	5 02 01 010 00		4,000.00		4,000.00				-	-	4,000.00	-	4,000.00	
<b>B. Sub-total for NIR</b>						3,406,915.00	-	3,406,915.00				-	-	3,406,915.00	-	3,406,915.00	
<b>Grand Total for NIR</b>						3,406,915.00	-	3,406,915.00				-	-	3,406,915.00	-	3,406,915.00	
<b>Sub-Total B</b>						3,274,300.00	1,334,392,180.12	-	1,337,666,480.12				3,274,300.00	1,334,392,180.12	-	1,337,666,480.12	
<b>Total Allotments</b>						332,906,363.00	6,471,864,180.12	136,374,000.00	6,941,144,543.12	3,274,300.00	1,334,392,180.12	-	1,337,666,480.12	329,632,063.00	5,137,472,000.00	136,374,000.00	5,603,478,063.00

Certified Correct:

  
**VIOLETA B. GALO**  
 Chief Administrative Officer