


SUMMARY OF APPROPRIATIONS, ALLOTMENTS, OBLIGATIONS, DISBURSEMENTS AND BALANCES BY OBJECT OF EXPENDITURES
As of the Quarter Ending DECEMBER 31, 2016

Depart : OTHER EXECUTIVE OFFICE
 Agenc : COMMISSION ON HIGHER EDUCATION
 Opera : HEDFS and CHEDROs
 Organ : 260040100000
 Fundii : 3104369

 Current Year Appropriations
 Supplemental Appropriations
 Continuing Appropriations

Particulars	UACS CODE	Appropriations			Allotments			Current Year Obligations					Current Year Disbursements					Balances							
		Authorized Appropriation	Adjustments (Transfer To/)	Adjusted Appropriations	Allotments Received	Adjustments: (With draw)	Transfer To	Transfer From	Adjusted Total Allotments	1st Quarter	2nd Quarter	3rd Quarter	4th Quarter	TOTAL	1st Quarter	2nd Quarter	3rd Quarter	4th Quarter	TOTAL	Unreleased Appropriations	Unobligated Allotment	Unpaid Obligations (5-20)-(21)-(22)	Not Yet Due and Demandable	Not Yet Due and Demandable	
1	2	3	4	5=(3+4)	6	7	8	9	10=[(6+(-)7)-8+9]	11				15	16				20	21=(5-10)	22=(10-15)	23	24		
B. AUTOMATIC APPROPRIATIONS																									
Special Account in the General Fund (HEDF)		4,065,663,732.00	-	4,065,663,732.00	2,144,323,711.00	-	(436,474,998.89)	436,474,998.89	2,144,323,711.00	98,888,157.27	320,354,545.27	218,839,227.80	1,265,947,772.14	1,904,029,702.48	43,420,565.01	279,455,899.42	204,746,502.43	296,531,508.65	824,154,475.51	4,064,192,000.00	240,294,008.52	5,286,031.43			
Maintenance and Operating Expenses																									
Travel Expenses																									
Travel Expenses-Local	5-02-01-010-00	20,172,000.00		20,172,000.00			(16,424,732.76)	16,424,732.76	-	1,352,414.79	5,965,486.63	2,167,166.36	15,468,209.63	24,963,277.41	1,166,598.20	5,516,861.36	4,734,723.48	5,918,948.00	17,337,131.04	20,172,000.00	(24,953,277.41)	368,806.51			
Travel Expenses-Foreign	5-02-01-020-00	6,000,000.00		6,000,000.00			-	-	-	2,138,456.29	2,216,753.43	5,384,581.29	2,473,801.66	12,213,592.67	1,737,679.05	2,454,526.93	2,271,702.22	2,220,904.90	8,684,813.10	6,000,000.00	(12,213,592.67)	16,296.32			
Training and Scholarship Expenses																									
Training Expenses	5-02-02-010-00	15,255,000.00		15,255,000.00			(19,848,235.00)	19,848,235.00	-	1,904,602.33	14,716,810.00	4,474,424.60	27,763,452.34	48,859,289.27	354,602.33	10,230,615.72	5,395,482.50	6,883,821.00	22,664,521.55	15,255,000.00	(48,859,289.27)	2,508,075.15			
Supplies & Materials Expenses																									
Office Supplies Expenses	5-02-03-010-00	7,339,000.00		7,339,000.00			(3,999,838.40)	3,999,838.40	-	15,000.00	3,553,251.46	370,860.96	2,539,051.04	6,478,163.48	15,000.00	3,447,052.71	421,604.73	2,490,506.04	6,374,163.48	7,339,000.00	(6,478,163.48)	103,000.00			
Communication Expenses																									
Postage and Courier Services	5-02-05-010-00	2,644,000.00		2,644,000.00			-	-	-	-	-	-	-	-	-	-	-	-	-	2,644,000.00	-	-			
Telephone Expenses-Landline	5-02-05-020-02									2,597.88	450.00		(1,083.32)	1,964.56	2,597.88	450.00		(1,083.32)	1,964.56		(1,964.56)				
Professional Services																									
Other Professional Services	5-02-11-990-00	105,100,000.00		105,100,000.00			(4,601,028.39)	4,601,028.39	-	34,098,513.60	9,950,488.63	10,250,343.38	39,880,064.14	94,179,409.75	3,205,779.55	3,518,449.24	20,452,734.37	16,270,993.78	43,447,956.94	105,100,000.00	(94,179,409.75)	2,169,970.56			
Other Maintenance and Operating Expenses																									
Printing and Publication Expense	5-02-99-020-00	2,565,000.00		2,565,000.00			(81,400.00)	81,400.00	-	376,888.49	4,274,487.52	4,452,522.90	4,280,069.50	13,383,968.41	14,487.00	4,560,738.29	526,759.82	4,289,459.80	9,391,444.91	2,565,000.00	(13,383,968.41)	32,256.00			
Representation Expenses																									
Transportation and Delivery Expenses	5-02-99-030-00	61,574,000.00		61,574,000.00			(29,452,624.19)	29,452,624.19	-	1,009,916.35	16,381,922.13	3,731,156.11	27,075,193.32	50,198,167.91	742,897.40	19,657,915.51	4,919,886.30	4,853,197.78	30,173,696.99	61,574,000.00	(50,198,167.91)	69,063.58			
Donations (School)	5-02-99-040-00	910,000.00		910,000.00			(511,141.00)	511,141.00	-	84,670.00	145,931.80		423,056.05	653,657.85	84,670.00	145,931.80		422,796.72	653,398.52	910,000.00	(653,657.85)	259.33			
Other Maintenance and Operating	5-02-99-080-00	3,436,000,000.00		3,436,000,000.00			(345,293,334.66)	345,293,334.66	-	56,192,080.08	255,056,681.05	186,841,372.91	1,134,520,011.06	1,632,610,145.10	34,595,531.94	227,392,436.13	161,570,793.00	243,513,345.90	667,072,106.97	3,436,000,000.00	(1,632,610,145.10)				
Other Maintenance and Operating	5-02-99-990-99	29,775,000.00		29,775,000.00			(16,086,164.49)	16,086,164.49	-	1,635,283.65	5,974,509.90	1,077,652.55	9,741,135.99	18,428,582.09	1,435,283.16	2,420,578.70	4,386,364.66	9,587,257.61	17,829,484.13	29,775,000.00	(18,428,582.09)				
C. SPECIAL PURPOSE FUNDS																									
Buildings	5-06-04-040-01	1,471,732.00		1,471,732.00	1,471,732.00				1,471,732.00				1,470,466.67	1,470,466.67								1,285.33			
GRAND TOTAL		4,065,663,732.00	-	4,065,663,732.00	2,145,795,443.00	-	(436,474,998.89)	436,474,998.89	2,145,795,443.00	98,888,157.27	320,354,545.27	218,839,227.80	1,265,947,772.14	1,904,029,702.48	43,420,565.01	279,455,899.42	204,746,502.43	296,531,508.65	824,154,475.51	4,064,192,000.00	(1,902,557,970.48)	5,286,031.43	-		


Certified Correct:


Certified Correct:

Recommending Approval:

Approved By:


 LEANA D.S. PATUNGAN
 Administrative Officer V
 Date:


 MYRA PAZ B. MANALO
 Chief Accountant
 Date:


 LUISA S. VALENCIA
 OIC-Director
 Date:


 PATRICIA B. LICUANAN, Ph.D.
 Chairperson
 Date: