

STATEMENT OF APPROPRIATIONS, ALLOTMENTS, OBLIGATIONS, DISBURSEMENTS AND BALANCES  
As of the Quarter Ending June 30, 2015

Department : Other Executive Offices  
 Agency : Commission On Higher Education  
 Operating Unit : Central Office  
 Organization Code (UAC) :  
 Funding Source Code (as clustered) : 101

Current Year Appropriations  
 Supplemental Appropriations  
 Continuing Appropriations

Particulars	UACS CODE	Appropriations			Allotments			Current Year Obligations						Current Year Disbursements				Balances					
		Authorized Appropriation	Adjustments (Transfer To/From, Reassignment)	Adjusted Appropriation	Allotments Received	Adjustments (Withdrawal, Reassignment)	Transfer To	Transfer From	Adjusted Total Allotments	1st Quarter Ending March 31	2nd Quarter Ending June 30	3rd Quarter Ending Sept. 30	4th Quarter Ending Dec. 31	Total	1st Quarter Ending March 31	2nd Quarter Ending June 30	3rd Quarter Ending Sept. 30	4th Quarter Ending Dec. 31	Total	Unreleased Appropriations	Unobligated Allotment	Unpaid Obligations (15-20) = (23+24)	
		3	4	5=(3+4)	6	7	8	9	10=[(6+(-7)) -(-8)9]	11	12	13	14	15=(11+12+13+14)	16	17	18	19	20=(16+17+18+19)	21=(5-10)	22=(10-19)	23	24
I. Agency Specific Budget	101 101			1,055,203.29	1,055,203.29			1,055,203.29	614,288.44				#	614,288.44	473,772.31	108,256.00		#	582,028.31		440,836.88	32,344.53	
General Administration and Support		1,055,203.29		1,055,203.29	1,055,203.29			1,055,203.29	614,288.44				#	614,288.44	473,772.31	108,256.00		#	582,028.31		440,836.88	32,344.53	
General Administration and Supervision	100 00000												#					#					
PAP	100 01000												#					#					
MOOE		558,761.67		558,761.67	558,761.67			558,761.67	557,918.67				#	557,918.67	417,424.54	108,250.00		#	525,674.54		843.00	32,344.13	
CO		496,441.62		496,441.62	496,441.62			496,441.62	56,347.77				#	56,347.77	56,347.77			#	56,347.77		440,093.85		
Support to Operations	200 80000	96,419.59		96,419.59	96,419.59			96,419.59	96,289.74				#	96,289.74	36,789.74	68,000.00		#	93,789.74		119.85	2,500.00	
Provision of Legal Services	200 01000												#					#					
MOOE		96,419.59		96,419.59	96,419.59			96,419.59	96,289.74				#	96,289.74	36,789.74	56,000.00		#	93,789.74		119.85	2,500.00	
CO													#					#					
Operations	300 00000	2,031,644,717.47		2,031,644,717.47	2,031,644,717.47		336,401,066.75	336,401,066.75	2,031,644,717.47	376,888,492.78	228,816,515.14		#	806,816,007.90	284,886,830.84	232,313,059.74		#	888,979,660.68		1,425,829,708.87	18,836,447.32	
MFO 1 - Higher Education Education Services	301 00000	483,829.86		483,829.86	483,829.86				483,829.86	481,867.30			#	481,867.30	472,361.64	9,000.00		#	481,361.64		1,872.66	306.79	
PAP 1 - Formulation of higher education plan and policies/priorities on research and planning for a systematic documentation, publication and dissemination of information on higher education	301 01 0000	255,185.34		255,185.34	255,185.34				255,185.34	254,885.31			#	254,885.31	254,885.31			#	254,885.31		300.03		
MOOE		255,185.34		255,185.34	255,185.34				255,185.34	254,885.31			#	254,885.31	254,885.31			#	254,885.31		300.03		
CO													#					#					
PAP 2 - Development of strategies and schemes to establish linkages with international institutions of higher learning	301 02000	219,016.97		219,016.97	219,016.97				219,016.97	218,036.82			#	218,036.82	208,731.06	9,000.00		#	217,731.06		880.16	306.75	
MOOE		219,016.97		219,016.97	219,016.97				219,016.97	218,036.82			#	218,036.82	208,731.06	9,000.00		#	217,731.06		880.16	306.75	
CO													#					#					
PAP 3 - Formulation of policies and guidelines on student affairs and provision of student services	301 03000	9,427.64		9,427.64	9,427.64				9,427.64	8,735.17			#	8,735.17	8,735.17			#	8,735.17		692.47		
MOOE		9,427.64		9,427.64	9,427.64				9,427.64	8,735.17			#	8,735.17	8,735.17			#	8,735.17		692.47		
CO													#					#					
MFO 2 - Higher Education Development Services	302 00000	2,013,024,963.01		2,013,024,963.01	2,013,024,963.01		336,423,808.75	336,423,808.75	2,013,024,963.01	370,669,866.03	227,414,448.34		#	897,874,304.37	280,314,176.86	283,702,169.33		#	890,916,345.89		1,416,060,688.64	17,967,958.48	
PAP 1 - Provision of assistance, incentives scholarship and grants	302 02000	1,833,846,046.81		1,833,846,046.81	1,833,846,046.81				1,833,846,046.81	370,669,866.03	227,407,264.04		#	897,967,697.67	280,314,176.86	289,698,882.63		#	890,909,739.19		1,336,877,348.14	17,967,968.48	
MOOE		1,833,846,046.81		1,833,846,046.81	1,833,846,046.81				1,833,846,046.81	370,669,866.03	227,407,264.04		#	897,967,697.67	280,314,176.86	289,698,882.63		#	890,909,739.19		1,336,877,348.14	17,967,958.48	
CO													#					#					
PAP 2 - Provision of scholarship to faculty members and HEI admin	302 03000	79,179,917.20		79,179,917.20	79,179,917.20				79,179,917.20		6,606.70		#	6,606.70		6,606.70		#	6,606.70		78,173,310.80		
MOOE		79,179,917.20		79,179,917.20	79,179,917.20				79,179,917.20		6,606.70		#	6,606.70		6,606.70		#	6,606.70		78,173,310.80		
CO													#					#					
MFO 3 - Supervision of the Higher Education Development Fund	303 00000	180,518.00		180,518.00	180,518.00				180,518.00	189,740.04			#	189,740.04	103,688.03	8,000.00		#	108,688.03		777.86	80,072.01	
PAP 1 - Management of receipts and payments in relation to the Higher Education Development Plan	303 01000	180,518.00		180,518.00	180,518.00				180,518.00	189,740.04			#	189,740.04	103,688.03	8,000.00		#	108,688.03		777.86	80,072.01	
MOOE		180,518.00		180,518.00	180,518.00				180,518.00	189,740.04			#	189,740.04	103,688.03	8,000.00		#	108,688.03		777.86	80,072.01	
CO													#					#					
MFO 4 - Higher Education Regulation Services	304 00000	17,846,606.51		17,846,606.51	17,846,606.51		934,100.00	934,100.00	17,846,606.51	4,787,239.39	2,422,066.80		#	7,169,306.19	3,776,304.71	2,895,890.41		#	6,372,199.12		10,776,390.32	797,111.07	
PAP 1 - Monitoring and evaluation of performance of higher education programs and institutions and provision of appropriate incentives as well as imposition of sanctions	304 01000	7,200,976.70		7,200,976.70	7,200,976.70				7,200,976.70	4,481,626.68	770,777.28		#	3,284,387.86	2,476,809.09	778,788.87		#	3,264,387.86		3,846,677.74		
MOOE		7,200,976.70		7,200,976.70	7,200,976.70				7,200,976.70	4,481,626.68	770,777.28		#	3,284,387.86	2,476,809.09	778,788.87		#	3,264,387.86		3,846,677.74		
CO													#					#					
PAP 2 - Development of standards for higher education programs and inst	304 02000	8,990,716.76		8,990,716.76	8,990,716.76				8,990,716.76	1,890,233.75	1,575,675.25		#	3,265,909.00	1,170,342.39	1,585,046.81		#	2,755,388.20		5,724,807.76	510,520.80	
MOOE		8,990,716.76		8,990,716.76	8,990,716.76				8,990,716.76	1,890,233.75	1,575,675.25		#	3,265,909.00	1,170,342.39	1,585,046.81		#	2,755,388.20		5,724,807.76	510,520.80	
CO													#					#					

Particulars	UACS CODE	Appropriations			Allotments			Current Year Obligations						Current Year Disbursements				Balances		Unpaid Obligations (15-20) = (23+24)			
		Authorized Appropriation	Adjustments (Transfer To/From, Reassignment)	Adjusted Appropriations	Allotments Received	Adjustments (Withdrawal, Reassignment)	Transfer To	Transfer From	Adjusted Total Allotments	1st Quarter Ending March 31	2nd Quarter Ending June 30	3rd Quarter Ending Sept. 30	4th Quarter Ending Dec. 31	Total	1st Quarter Ending March 31	2nd Quarter Ending June 30	3rd Quarter Ending Sept. 30	4th Quarter Ending Dec. 31	Total	Unreleased Appropriations	Unobligated Allotment	Due and Demandable	Not Yet Due and Demandable
1	2	3	4	5=(3+4)	6	7	8	9	10=(8+(-17)-8+9)	11	12	13	14	15=(11+12+13+14)	16	17	18	19	20=(16+17+18+19)	21=(6-10)	22=(10-16)	23	24
PAP 3 - Development of standards for the Expanded Tertiary Education Equivalency Accred. Prog (ETEEAP)	704 00000	241,843.83	-	241,843.83	241,843.83	-	-	-	241,843.83	187,171.00	51,486.27	-	-	238,657.27	113,383.23	78,893.77	-	-	192,277.00	-	3,316.88	64,889.27	-
MOOE CO		241,843.83	-	241,843.83	241,843.83	-	-	-	241,843.83	187,171.00	51,486.27	-	-	238,657.27	113,383.23	78,893.77	-	-	192,277.00	-	3,316.88	64,889.27	-
PAP 4 - Ladderized Education Program	704 04000	1,511,870.12	-	1,511,870.12	1,511,870.12	-	43,158.00	43,158.00	1,511,870.12	406,213.86	4,156.00	-	-	410,371.96	17,000.00	161,271.96	-	-	178,371.96	-	1,101,888.16	232,000.00	-
MOOE CO		1,511,870.12	-	1,511,870.12	1,511,870.12	-	43,158.00	43,158.00	1,511,870.12	406,213.86	4,156.00	-	-	410,371.96	17,000.00	161,271.96	-	-	178,371.96	-	1,101,888.16	232,000.00	-
Locally-Funded Project(s)	400 00000	1,785,785,118.86	-	1,785,785,118.86	1,785,785,118.86	-	480,000.00	480,000.00	1,785,785,118.86	4,063,664.47	3,480,471.86	-	-	7,544,136.33	1,607,136.18	2,837,889.88	-	-	4,445,026.06	-	1,747,818,878.73	3,489,141.48	-
Research and Scholarship Project	408 03000	1,784,843,118.86	-	1,784,843,118.86	1,784,843,118.86	-	-	-	1,784,843,118.86	4,063,664.47	3,360,471.86	-	-	7,424,136.33	1,607,136.18	2,417,889.88	-	-	3,924,926.06	-	1,747,818,878.73	3,489,141.48	-
MOOE CO		1,238,588,610.05	-	1,238,588,610.05	1,238,588,610.05	-	-	-	1,238,588,610.05	4,023,438.97	3,330,521.85	-	-	7,353,960.82	1,507,135.16	2,377,834.16	-	-	3,881,795.34	-	1,231,212,640.33	3,489,141.48	-
PAMANA	408 03000	515,876,505.00	-	515,876,505.00	515,876,505.00	-	480,000.00	480,000.00	515,876,505.00	40,225.50	29,950.00	-	-	70,175.50	-	138,000.00	-	-	138,000.00	-	515,876,505.00	29,950.00	-
MOOE CO		1,280,000.00	-	1,280,000.00	1,280,000.00	-	480,000.00	480,000.00	1,280,000.00	120,000.00	120,000.00	-	-	240,000.00	120,000.00	120,000.00	-	-	240,000.00	-	1,140,000.00	-	-
Sub-Total, Agency Specific Budget		3,788,488,466.44	-	3,788,488,466.44	3,788,488,466.44	-	3,270,466,799.78	3,270,466,799.78	3,788,488,466.44	380,772,723.41	233,296,886.98	-	-	614,069,710.40	296,683,208.07	296,017,169.40	-	-	592,700,377.47	-	3,288,241,746.90	22,369,332.83	-
MOOE CO		3,270,466,799.78	-	3,270,466,799.78	3,270,466,799.78	-	3,270,466,799.78	3,270,466,799.78	3,270,466,799.78	379,912,939.14	233,153,576.99	-	-	613,066,518.13	295,663,649.30	294,963,483.90	-	-	590,727,133.20	-	2,967,400,283.65	22,339,362.83	-
		518,032,655.62	-	518,032,655.62	518,032,655.62	-	-	-	518,032,655.62	856,784.27	143,410.00	-	-	1,000,194.27	819,568.77	153,085.50	-	-	873,244.27	-	517,029,461.35	29,950.00	-
II. Special Purpose Fund (Please specify)	502 00 00 00		83,812,000.00	83,812,000.00	83,812,000.00	-	-	-	83,812,000.00	-	-	-	-	-	-	-	-	-	-	-	83,812,000.00	-	-
Medium-term Harmonization Initiative		83,812,000.00	-	83,812,000.00	83,812,000.00	-	-	-	83,812,000.00	-	-	-	-	-	-	-	-	-	-	-	83,812,000.00	-	-
Sub-Total, Special Purpose Fund		83,812,000.00	-	83,812,000.00	83,812,000.00	-	-	-	83,812,000.00	-	-	-	-	-	-	-	-	-	-	-	83,812,000.00	-	-
PS MOOE CO		83,812,000.00	-	83,812,000.00	83,812,000.00	-	-	-	83,812,000.00	-	-	-	-	-	-	-	-	-	-	-	83,812,000.00	-	-
GRAND TOTAL		3,788,488,466.44	83,812,000.00	3,872,311,466.44	3,872,311,466.44	-	3,270,466,799.78	3,270,466,799.78	3,872,311,466.44	380,772,723.41	233,296,886.98	-	-	614,069,710.40	296,683,208.07	296,017,169.40	-	-	592,700,377.47	-	3,288,241,746.90	22,369,332.83	-
MOOE CO		3,270,466,799.78	83,812,000.00	3,354,278,799.78	3,354,278,799.78	-	3,270,466,799.78	3,270,466,799.78	3,354,278,799.78	379,912,939.14	233,153,576.99	-	-	613,066,518.13	295,663,649.30	294,963,483.90	-	-	590,727,133.20	-	2,741,212,283.65	22,339,362.83	-
		518,032,655.62	-	518,032,655.62	518,032,655.62	-	-	-	518,032,655.62	856,784.27	143,410.00	-	-	1,000,194.27	819,568.77	153,085.50	-	-	873,244.27	-	517,029,461.35	29,950.00	-
MFO 1		483,629.95	-	483,629.95	483,629.95	-	-	-	483,629.95	481,657.30	-	-	-	481,657.30	472,351.54	9,000.00	-	-	481,351.54	-	1,972.65	305.76	-
MFO 2		2,013,024,983.01	-	2,013,024,983.01	2,013,024,983.01	-	335,423,808.75	335,423,808.75	2,013,024,983.01	370,559,856.03	227,414,448.34	-	-	597,974,304.37	290,314,176.56	289,702,169.33	-	-	590,016,345.89	-	1,415,050,858.94	17,957,988.48	-
MFO 3		190,518.00	-	190,518.00	190,518.00	-	-	-	190,518.00	189,740.04	-	-	-	189,740.04	103,868.03	9,000.00	-	-	199,808.03	-	80,772.01	-	-
MFO 4		17,945,808.51	-	17,945,808.51	17,945,808.51	-	977,258.00	977,258.00	17,945,808.51	4,767,230.30	2,402,088.80	-	-	7,169,309.10	3,776,304.71	2,595,889.41	-	-	6,372,196.12	-	10,778,300.32	787,111.07	-
GASS		1,055,203.29	-	1,055,203.29	1,055,203.29	-	-	-	1,055,203.29	614,266.44	-	-	-	614,266.44	473,772.31	109,250.00	-	-	582,022.31	-	440,898.85	32,244.13	-
Support to Operations		96,419.59	-	96,419.59	96,419.59	-	-	-	96,419.59	96,299.74	-	-	-	96,299.74	35,799.74	59,000.00	-	-	93,799.74	-	119.55	2,500.00	-
Projects		1,755,703,115.05	-	1,755,703,115.05	1,755,703,115.05	-	480,000.00	480,000.00	1,755,703,115.05	4,063,664.47	3,480,471.85	-	-	7,544,136.32	1,507,136.18	2,537,889.88	-	-	4,044,994.84	-	1,747,018,978.73	3,489,141.48	-
Special Purpose		83,812,000.00	-	83,812,000.00	83,812,000.00	-	-	-	83,812,000.00	-	-	-	-	-	-	-	-	-	-	-	83,812,000.00	-	-
Total		3,788,488,466.44	83,812,000.00	3,872,311,466.44	3,872,311,466.44	-	3,270,466,799.78	3,270,466,799.78	3,872,311,466.44	380,772,723.41	233,296,886.98	-	-	614,069,710.40	296,683,208.07	296,017,169.40	-	-	592,700,377.47	-	3,288,241,746.90	22,369,332.83	-

Certified Correct:

VIOLETA J. GALO  
Chief Administrative Officer  
Budget Division

Recommending Approval:

LUISA S. VALENCIA  
Director IV  
Administrative, Financial and Management Services

Approved By:


ATTY. JUANITO D. VITRIOLO, CESO III  
Executive Director IV


**STATEMENT OF APPROPRIATIONS, ALLOTMENTS, OBLIGATIONS, DISBURSEMENTS AND BALANCES**  
As of the Quarter Ending JUNE 30, 2015


Department: OTHER EXECUTIVE OFFICE  
 Agency: COMMISSION ON HIGHER EDUCATION  
 Operating Unit: HEDCS and CHELROs  
 Organization Code (UACS): 28004010000  
 Funding Source Code: 3T04388


	Current Year Appropriations
	Supplemental Appropriations
	Continuing Appropriations

Particulars	UACS CODE	Appropriations			Allotments					Current Year Obligations			Current Year Disbursements			Balances							
		Authorized Appropriation	Adjustments (To)/From, Reassignment)	Adjusted Appropriations	Allotments Received	Adjustments (Withdrawal, Reassignment)	Transfer To	Transfer From	Adjusted Total Allotments	1st Quarter	2nd Quarter	TOTAL	1st Quarter	2nd Quarter	TOTAL	Unreleased Appropriations	Unobligated Allotment	Unpaid Obligations (18-20) = (23+24)					
1	2	3	4	5=(3+4)	6	7	8	9	10=[(8+(-)7)+(-)6]	11	12	13	14	15	16	17	18	19	20	21=(18-10)	22=(10-16)	23	24
<b>II. Automatic Appropriations</b>																							
<b>HEDF (F151)</b>																							
MFO 1 - Higher Education Policy Services	3 01 00 0000	20,500,000.00	-	20,500,000.00	20,500,000.00	-	(596,800.00)	596,800.00	20,500,000.00	447,486.88	4,121,848.23	4,569,335.12	418,052.77	2,875,656.56	3,294,709.33	-	15,930,683.88	1,274,806.78	-	-	-	-	-
PAP 1 - Formulation of Higher Education Plan and Policies/Priorities on Research and Planning for a systematic documentation, publication and dissemination of information on Higher Education	3 01 01 0000	-	-	-	-	-	-	-	-	-	-	-	-	-	-	-	-	-	-	-	-	-	
MOOE		2,500,000.00	-	2,500,000.00	2,500,000.00	-	(473,000.00)	473,000.00	2,500,000.00	27,746.00	638,194.73	665,940.73	27,746.00	638,768.10	666,514.10	-	1,933,059.27	2,805.63	-	-	-	-	
PAP 2 - Development of Strategies and Schemes to establish linkages with international institutions of higher education learning	3 01 02 0000	-	-	-	-	-	-	-	-	-	-	-	-	-	-	-	-	-	-	-	-	-	
MOOE		16,000,000.00	-	15,000,000.00	15,000,000.00	-	-	-	15,000,000.00	412,720.88	2,551,124.46	2,963,845.35	381,308.77	1,899,838.20	2,090,944.97	-	12,036,154.65	872,900.38	-	-	-	-	
PAP 3 - Formulation of policies and guidelines on student affairs and provision of student services	3 01 03 0000	-	-	-	-	-	-	-	-	-	-	-	-	-	-	-	-	-	-	-	-	-	
MOOE		3,000,000.00	-	3,000,000.00	3,000,000.00	-	(123,800.00)	123,800.00	3,000,000.00	7,000.00	931,530.04	938,530.04	-	536,728.26	539,728.26	-	2,081,498.98	368,800.78	-	-	-	-	
MFO 2 - Higher Education Development Services	3 02 00 0000	845,508,000.00	-	845,508,000.00	845,508,000.00	-	(103,888,829.30)	103,888,829.30	845,508,000.00	8,381,889.08	36,372,125.03	44,753,984.11	6,789,840.56	16,662,738.29	25,452,378.85	-	890,754,015.89	19,301,605.29	-	-	-	-	
PAP 1 - Provision of Assistance to HEIs and external accrediting bodies	3 02 01 0000	-	-	-	-	-	-	-	-	-	-	-	-	-	-	-	-	-	-	-	-	-	
MOOE		316,006,000.00	-	316,006,000.00	316,006,000.00	-	(11,898,773.02)	11,898,773.02	316,006,000.00	6,507,527.90	26,304,294.28	38,811,822.18	6,022,398.42	15,287,835.17	21,310,033.59	-	280,196,177.82	14,501,786.58	-	-	-	-	
PAP 2 - Provision of assistance, incentives/scholarship and grants	3 02 02 0000	-	-	-	-	-	-	-	-	-	-	-	-	-	-	-	-	-	-	-	-	-	
MOOE		235,500,000.00	-	235,500,000.00	235,500,000.00	-	(91,987,856.28)	91,987,856.28	235,500,000.00	440,000.00	2,256,517.00	2,696,517.00	200,000.00	1,059,067.00	1,259,067.00	-	232,604,483.00	1,436,450.00	-	-	-	-	
PAP 3 - Provision of scholarship to faculty members and HEI administrators	3 02 03 0000	-	-	-	-	-	-	-	-	-	-	-	-	-	-	-	-	-	-	-	-	-	
MOOE		294,000,000.00	-	294,000,000.00	294,000,000.00	-	-	-	294,000,000.00	1,434,331.18	4,812,313.75	6,246,644.93	567,242.14	2,316,036.12	2,883,278.26	-	287,753,355.07	3,383,386.67	-	-	-	-	
MFO 4 - Higher Education Regulation Services	3 04 000000	184,200,000.00	-	184,200,000.00	184,200,000.00	-	(5,433,581.11)	5,433,581.11	184,200,000.00	1,755,629.83	26,068,945.88	27,824,575.71	980,719.84	13,408,583.21	14,389,283.05	-	138,375,424.29	13,435,292.68	-	-	-	-	
PAP 1 - Monitoring and evaluation of performance of higher education programs and institutions and provision of appropriate incentives as well as imposition of sanctions	3 04 010000	-	-	-	-	-	-	-	-	-	-	-	-	-	-	-	-	-	-	-	-	-	
MOOE		25,000,000.00	-	25,000,000.00	25,000,000.00	-	(2,788,907.35)	2,788,907.35	25,000,000.00	461,162.93	5,922,559.95	6,383,722.88	327,341.54	3,805,833.04	4,133,174.58	-	18,616,277.12	2,250,548.30	-	-	-	-	
CO		19,200,000.00	-	19,200,000.00	19,200,000.00	-	-	-	19,200,000.00	-	-	-	-	-	-	-	-	19,200,000.00	-	-	-	-	
PAP 2 - Development of standards for higher education programs and inst.	3 04 020000	-	-	-	-	-	-	-	-	-	-	-	-	-	-	-	-	-	-	-	-	-	
MOOE		120,000,000.00	-	120,000,000.00	120,000,000.00	-	(2,664,653.76)	2,664,653.76	120,000,000.00	1,204,468.90	20,146,385.93	21,440,854.83	653,378.30	9,602,730.17	10,256,108.47	-	98,559,147.17	11,184,744.36	-	-	-	-	
HEDF (F151)																							
MOOE		1,011,008,000.00	-	1,011,008,000.00	1,011,008,000.00	-	(109,918,990.41)	109,918,990.41	1,011,008,000.00	10,584,955.80	65,582,920.14	77,147,875.94	8,188,413.17	34,946,958.06	43,136,371.23	-	823,860,124.06	34,011,504.71	-	-	-	-	
CO		19,200,000.00	-	19,200,000.00	19,200,000.00	-	-	-	19,200,000.00	-	-	-	-	-	-	-	-	19,200,000.00	-	-	-	-	
<b>GRAND TOTAL</b>		<b>1,030,208,000.00</b>	<b>-</b>	<b>1,030,208,000.00</b>	<b>1,030,208,000.00</b>	<b>-</b>	<b>(109,918,990.41)</b>	<b>109,918,990.41</b>	<b>1,030,208,000.00</b>	<b>10,584,955.80</b>	<b>65,582,920.14</b>	<b>77,147,875.94</b>	<b>8,188,413.17</b>	<b>34,946,958.06</b>	<b>43,136,371.23</b>	<b>-</b>	<b>823,860,124.06</b>	<b>34,011,504.71</b>	<b>-</b>	<b>-</b>	<b>-</b>	<b>-</b>	
MOOE		1,011,008,000.00	-	1,011,008,000.00	1,011,008,000.00	-	(109,918,990.41)	109,918,990.41	1,011,008,000.00	10,584,955.80	65,582,920.14	77,147,875.94	8,188,413.17	34,946,958.06	43,136,371.23	-	823,860,124.06	34,011,504.71	-	-	-	-	
CO		19,200,000.00	-	19,200,000.00	19,200,000.00	-	-	-	19,200,000.00	-	-	-	-	-	-	-	19,200,000.00	-	-	-	-	-	
151 MFO 1		20,500,000.00	-	20,500,000.00	20,500,000.00	-	(596,800.00)	596,800.00	20,500,000.00	447,486.88	4,121,848.23	4,569,335.12	418,052.77	2,875,656.56	3,294,709.33	-	15,930,683.88	1,274,806.78	-	-	-	-	
MFO 2		845,508,000.00	-	845,508,000.00	845,508,000.00	-	(103,888,829.30)	103,888,829.30	845,508,000.00	8,381,889.08	36,372,125.03	44,753,984.11	6,789,840.56	16,662,738.29	25,452,378.85	-	890,754,015.89	19,301,605.29	-	-	-	-	
MFO 4		184,200,000.00	-	184,200,000.00	184,200,000.00	-	(5,433,581.11)	5,433,581.11	184,200,000.00	1,755,629.83	26,068,945.88	27,824,575.71	980,719.84	13,408,583.21	14,389,283.05	-	138,375,424.29	13,435,292.68	-	-	-	-	

Certified Correct:  
  
 DIANA C. AGUILAR  
 Supervising Administrative Officer  
 Date:

Certified Correct:  
  
 MYRA PAZ B. MANALO  
 Chief Accountant  
 Date:

Recommending Approval:  
  
 ATTY. JULIO D. VITROLO  
 Executive Director  
 Date:

Approved By:  
  
 PATRICIA B. LICUANAN, PH.D.  
 Chairperson  
 Date: