


STATEMENT OF APPROPRIATIONS, ALLOTMENTS, OBLIGATIONS, DISBURSEMENTS AND BALANCES
As of the Quarter Ending September 30, 2015


Department: Other Executive Offices
 Agency: Commission on Higher Education
 Operating Unit: Central Office
 Organization Code (UACS): 260040100000
 Fund Cluster: 03 - Special Account - Locally Funded


Authorization: Continuing Appropriations


| Particulars | UACS CODE | Allotments | | | | | | | | Current Year Obligations | | | | Current Year Disbursements | | | | Balances | | | | | | | | | | | | | | | | | | | | | | | | | | | | | |
|---|-----------|--------------------------|-------------------------------------|-------------------------|---------------------|---------------------------------------|-------------|---------------|---------------------------|-----------------------------|----------------------------|-----------------------------|----------------------------|----------------------------|-----------------------------|----------------------------|-----------------------------|----------------------------|------------------|---------------------------|-----------------------|--------------------|----------------------------|---------------|---------------|---------------|--|-----------------|---------------|---------------|--|--|--|--|--|--|--|--|--|--|--|--|--|--|--|---------------|--|
| | | Authorized Appropriation | Appropriation | | Allotments Received | Adjustments (Withdrawal, Realignment) | Transfer To | Transfer From | Adjusted Total Allotments | 1st Quarter Ending March 31 | 2nd Quarter Ending June 30 | 3rd Quarter Ending Sept. 30 | 4th Quarter Ending Dec. 31 | Total | 1st Quarter Ending March 31 | 2nd Quarter Ending June 30 | 3rd Quarter Ending Sept. 30 | 4th Quarter Ending Dec. 31 | Total | Unreleased Appropriations | Unobligated Allotment | Unpaid Obligations | | | | | | | | | | | | | | | | | | | | | | | | | |
| | | | Adjustments (To)/From, Realignment) | Adjusted Appropriations | | | | | | | | | | | | | | | | | | Due and Demandable | Not Yet Due and Demandable | | | | | | | | | | | | | | | | | | | | | | | | |
| 1 | 2 | 3 | 4 | 5=(3+4) | 6 | 7 | 8 | 9 | 10=(6+ -17 -9+9) | 11 | 12 | 13 | 14 | 15=(11+12+13+14) | 16 | 17 | 18 | 19 | 20=(16+17+18+19) | 21=(5-10) | 22=(10-15) | 23 | 24 | | | | | | | | | | | | | | | | | | | | | | | | |
| I. Agency Specific Budget | | | | | | | | | | | | | | | | | | | | | | | | | | | | | | | | | | | | | | | | | | | | | | | |
| Sub-Total, Agency Specific Budget | | | | | | | | | | | | | | | | | | | | | | | | | | | | | | | | | | | | | | | | | | | | | | | |
| II. Automatic Appropriations | | | | | | | | | | | | | | | | | | | | | | | | | | | | | | | | | | | | | | | | | | | | | | | |
| Military Camps Sales Proceeds | | | | | | | | | | | | | | | | | | | | | | | 03104107 | | | | | | | | | | | | | | | | | | | | | | | | |
| Operations | | | | | | | | | | | | | | | | | | | | | | | 0000030000000000 | 88,507,906.00 | 88,507,906.00 | 88,507,906.00 | | (15,613,000.00) | 15,613,000.00 | 88,507,906.00 | | | | | | | | | | | | | | | | 88,507,906.00 | |
| MFO 2: HIGHER EDUCATION DEVELOPMENT SERVICES | | | | | | | | | | | | | | | | | | | | | | | 0000030200000000 | 88,507,906.00 | 88,507,906.00 | 88,507,906.00 | | (15,613,000.00) | 15,613,000.00 | 88,507,906.00 | | | | | | | | | | | | | | | | 88,507,906.00 | |
| Provision of assistance, incentives, scholarships and grants | | | | | | | | | | | | | | | | | | | | | | | 2640030202000000 | 88,507,906.00 | 88,507,906.00 | 88,507,906.00 | | (15,613,000.00) | 15,613,000.00 | 88,507,906.00 | | | | | | | | | | | | | | | | 88,507,906.00 | |
| MOOE | | | | | | | | | | | | | | | | | | | | | | | | 88,507,906.00 | 88,507,906.00 | 88,507,906.00 | | (15,613,000.00) | 15,613,000.00 | 88,507,906.00 | | | | | | | | | | | | | | | | 88,507,906.00 | |
| Higher Education Development Fund | | | | | | | | | | | | | | | | | | | | | | | 03104369 | | | | | | | | | | | | | | | | | | | | | | | | |
| General Administration and Support | | | | | | | | | | | | | | | | | | | | | | | 0000010000000000 | 2,117,876.00 | 2,117,876.00 | 2,117,876.00 | | | | 2,117,876.00 | | | | | | | | | | | | | | | | 2,117,876.00 | |
| General management and supervision | | | | | | | | | | | | | | | | | | | | | | | 1030010001000000 | 2,117,876.00 | 2,117,876.00 | 2,117,876.00 | | | | 2,117,876.00 | | | | | | | | | | | | | | | | 2,117,876.00 | |
| CO | | | | | | | | | | | | | | | | | | | | | | | | 2,117,876.00 | 2,117,876.00 | 2,117,876.00 | | | | 2,117,876.00 | | | | | | | | | | | | | | | | 2,117,876.00 | |
| Operations | | | | | | | | | | | | | | | | | | | | | | | 0000030000000000 | | | | | | | | | | | | | | | | | | | | | | | | |
| MFO 2: HIGHER EDUCATION DEVELOPMENT SERVICES | | | | | | | | | | | | | | | | | | | | | | | 0000030200000000 | | | | | | | | | | | | | | | | | | | | | | | | |
| Provision of assistance to HEIs and external accrediting bodies | | | | | | | | | | | | | | | | | | | | | | | 2690030201000000 | | | | | | | | | | | | | | | | | | | | | | | | |
| MOOE | | | | | | | | | | | | | | | | | | | | | | | | | | | | | | | | | | | | | | | | | | | | | | | |
| Locally-Funded Projects | | | | | | | | | | | | | | | | | | | | | | | 0000040000000000 | | | | | | | | | | | | | | | | | | | | | | | | |
| Education | | | | | | | | | | | | | | | | | | | | | | | 0000040800000000 | | | | | | | | | | | | | | | | | | | | | | | | |
| Tertiary Education | | | | | | | | | | | | | | | | | | | | | | | 0000040803000000 | | | | | | | | | | | | | | | | | | | | | | | | |
| Higher Education Management Information System (HEMIS) | | | | | | | | | | | | | | | | | | | | | | | 2640040803000003 | | | | | | | | | | | | | | | | | | | | | | | | |
| MOOE | | | | | | | | | | | | | | | | | | | | | | | | | | | | | | | | | | | | | | | | | | | | | | | |
| Research Development & Extension | | | | | | | | | | | | | | | | | | | | | | | 2670040803000004 | | | | | | | | | | | | | | | | | | | | | | | | |
| MOOE | | | | | | | | | | | | | | | | | | | | | | | | | | | | | | | | | | | | | | | | | | | | | | | |
| Sub-Total, Automatic Appropriations | | | | | | | | | | | | | | | | | | | | | | | | | | | | | | | | | | | | | | | | | | | | | | | |
| PS | | | | | | | | | | | | | | | | | | | | | | | | | | | | | | | | | | | | | | | | | | | | | | | |
| MOOE | | | | | | | | | | | | | | | | | | | | | | | | 88,507,906.00 | 88,507,906.00 | 88,507,906.00 | | (15,613,000.00) | 15,613,000.00 | 88,507,906.00 | | | | | | | | | | | | | | | | 88,507,906.00 | |
| Fin Ex | | | | | | | | | | | | | | | | | | | | | | | | | | | | | | | | | | | | | | | | | | | | | | | |
| CO | | | | | | | | | | | | | | | | | | | | | | | | 2,117,876.00 | 2,117,876.00 | 2,117,876.00 | | | | 2,117,876.00 | | | | | | | | | | | | | | | | 2,117,876.00 | |
| III. Special Purpose Fund | | | | | | | | | | | | | | | | | | | | | | | | | | | | | | | | | | | | | | | | | | | | | | | |
| Sub-Total, Special Purpose Fund | | | | | | | | | | | | | | | | | | | | | | | | | | | | | | | | | | | | | | | | | | | | | | | |
| PS | | | | | | | | | | | | | | | | | | | | | | | | | | | | | | | | | | | | | | | | | | | | | | | |
| MOOE | | | | | | | | | | | | | | | | | | | | | | | | | | | | | | | | | | | | | | | | | | | | | | | |
| Fin Ex | | | | | | | | | | | | | | | | | | | | | | | | | | | | | | | | | | | | | | | | | | | | | | | |
| CO | | | | | | | | | | | | | | | | | | | | | | | | | | | | | | | | | | | | | | | | | | | | | | | |
| GRAND TOTAL | | | | | | | | | | | | | | | | | | | | | | | | 90,625,782.00 | 90,625,782.00 | 90,625,782.00 | | (15,613,000.00) | 15,613,000.00 | 90,625,782.00 | | | | | | | | | | | | | | | | 90,625,782.00 | |
| PS | | | | | | | | | | | | | | | | | | | | | | | | | | | | | | | | | | | | | | | | | | | | | | | |

| | | | | | | | | | | | | | | | | | | |
|-------------------------|---------------|---------------|---------------|-----------------|---------------|---------------|--|--|--|--|--|--|--|--|--|--|--|---------------|
| MOOE | 88,507,906.00 | 88,507,906.00 | 88,507,906.00 | (15,613,000.00) | 15,613,000.00 | 88,507,906.00 | | | | | | | | | | | | 88,507,906.00 |
| Fin Ex | | | | | | | | | | | | | | | | | | |
| CO | 2,117,876.00 | 2,117,876.00 | 2,117,876.00 | | | 2,117,876.00 | | | | | | | | | | | | 2,117,876.00 |
| Recapitulation by MFO: | | | | | | | | | | | | | | | | | | |
| OF WHICH: | | | | | | | | | | | | | | | | | | |
| Major Programs/Projects | | | | | | | | | | | | | | | | | | |

Certified Correct:

DIANA G. AGUILAR
 Budget Officer
 Date:

Certified Correct:

MYRA PAZ B. MANALO
 Chief Accountant
 Date:

Recommended By:

LUISA S. VALENCIA
 Director, FMS
 Date:

Approved By:

PATRICIA B. LICUANAN, Ph.D.
 Agency Head/Department
 Date: