




List of Allotments and Sub-Allotments
As of the quarter ending March 31, 2015

Department : Other Executive Office
 Agency : Commission on Higher Education
 Operating Unit :
 Organization Code (UACS) : 26 004 00 00000
 Funding Source Code (as clustered) : 01 1 01 101
 (e.g. Old Fund Code: 101,102, 151)


	Current Year Appropriations
	Continuing Appropriations
	Supplemental Appropriations

No.	Allotments / Sub-Allotments			Funding Source		Allotments / Sub-Allotments received from COs / ROs				Sub-Allotment to Regions/Operating Units				Total Allotments / Net of Sub-allotments			
	Number	Date	Description	UACS Code	PS	MOOE	CO	Total	PS	MOOE	CO	Total	PS	MOOE	CO	Total	
1	2	3	4	5	6	7	8	9=(6+7+8)	10	11	12	13=(10+11+12)	14=(8+10)	15=(7+11)	16=(8+12)	17=(14+15+16)	
A. Allotments received from DBM																	
Central Office																	
1	General Appropriations Act RA 10651	29-Dec-14	Regular	1 01 101	86,102,000.00	2,052,326,000.00		2,138,428,000.00					86,102,000.00	2,052,326,000.00		2,138,428,000.00	
2	GARO No. 2015-1 (RLIP)		Automatic Appro.	1 04 102	8,006,000.00			8,006,000.00					8,006,000.00			8,006,000.00	
A. Sub-total - Central					94,108,000.00	2,052,326,000.00		2,146,434,000.00					94,108,000.00	2,052,326,000.00		2,146,434,000.00	
Region I																	
1	GAA 2015	1-Jan-15	ASB	01 101 101	9,927,000.00	4,912,000.00		14,839,000.00					9,927,000.00	4,912,000.00		14,839,000.00	
2	GAA 2015	1-Jan-15	RLIP	01 104 102	954,000.00			954,000.00					954,000.00			954,000.00	
3	SARO-ROI-15-0003392	19-Mar-15	PGF	01 101 407	95,913.00			95,913.00					95,913.00			95,913.00	
A. Sub-total - Region 1					10,976,913.00	4,912,000.00		15,888,913.00					10,976,913.00	4,912,000.00		15,888,913.00	
Region II																	
1	GARO No. 2015	5-Jan-15	Agency Specific Budget	1 01 101	6,692,000.00	4,750,000.00		11,442,000.00					6,692,000.00	4,750,000.00		11,442,000.00	
2	GARO No. 2014-1 (RLIP)	5-Jan-15	RLIP	1 04 102	643,000.00			643,000.00					643,000.00			643,000.00	
3	SARO-Roll-15	02-04-15	MSB	1 01 101	492,771.00			492,771.00					492,771.00			492,771.00	
3	SARO-Roll-15	02-04-15	RLIP	1 04 102	52,656.00			52,656.00					52,656.00			52,656.00	
A. Sub-total - Region 2					7,880,427.00	4,750,000.00		12,630,427.00					7,880,427.00	4,750,000.00		12,630,427.00	
Region III																	
1	GARO No. 2015		Agency Specific Budget	1 01 101	10,878,000.00	5,696,000.00		16,574,000.00					10,878,000.00	5,696,000.00		16,574,000.00	
2	GARO No. 2014-1 (RLIP)		RLIP	1 04 102	1,047,000.00			1,047,000.00					1,047,000.00			1,047,000.00	
A. Sub-total - Region 3					11,925,000.00	5,696,000.00		17,621,000.00					11,925,000.00	5,696,000.00		17,621,000.00	
Region IVA																	
1	Comprehensive Release per Annex A and A-1 of NBC No. 551	2-Jan-14	Agency Specific Budget	1 01 101	11,359,000.00	6,197,000.00		17,556,000.00					11,359,000.00	6,197,000.00		17,556,000.00	
2	Comprehensive Release per Annex A and A-1 of NBC No. 551					2,800,000.00		2,800,000.00					2,800,000.00			2,800,000.00	
3	GARO No. 2014-1 (RLIP)	2-Jan-14	RLIP	1 04 102	1,094,000.00			1,094,000.00					1,094,000.00			1,094,000.00	
A. Sub-total - Region 4A					12,453,000.00	8,997,000.00		21,450,000.00					12,453,000.00	8,997,000.00		21,450,000.00	
Region IVB																	
1	GAA CY 2015				370,000.00	4,132,000.00		4,502,000.00					370,000.00	4,132,000.00		4,502,000.00	
2	SARO (PG)				3,323,400.00			3,323,400.00					3,323,400.00			3,323,400.00	
3	RLIP				32,000.00			32,000.00					32,000.00			32,000.00	
4	SARO (RLIP)				307,600.00			307,600.00					307,600.00			307,600.00	
A. Sub-total - Region 4B					4,033,000.00	4,132,000.00		8,165,000.00					4,033,000.00	4,132,000.00		8,165,000.00	
Region V																	
1	GAA CY 2015	2-Jan-15	Agency Specific Budget		9,651,000.00			9,651,000.00					9,651,000.00			9,651,000.00	
2	GAA CY 2015	2-Jan-15	Agency Specific Budget			5,469,000.00		5,469,000.00					5,469,000.00			5,469,000.00	
3	GARO CY 2015	2-Jan-15	RLIP		939,000.00			939,000.00					939,000.00			939,000.00	
A. Sub-total - Region 5					10,590,000.00	5,469,000.00		16,059,000.00					10,590,000.00	5,469,000.00		16,059,000.00	
Region VI																	
1	GAA 2015	7-Jan-15	Agency Specific Budget	1 01 101	11,335,000.00	5,237,000.00		16,572,000.00					11,335,000.00	5,237,000.00		16,572,000.00	
2	GAA 2015	7-Jan-15	RLIP	1 04 102	1,100,000.00			1,100,000.00					1,100,000.00			1,100,000.00	
A. Sub-total - Region 6					12,435,000.00	5,237,000.00		17,672,000.00					12,435,000.00	5,237,000.00		17,672,000.00	

No.	Allotments / Sub-Allotments		Funding Source		Allotments / Sub-Allotments received from COs / ROs				Sub-Allotment to Regions/Operating Units				Total Allotments / Net of Sub-allotments			
	Number	Date	Description	UACS Code	PS	MOOE	CO	Total	PS	MOOE	CO	Total	PS	MOOE	CO	Total
1	2	3	4	5	6	7	8	9=(6+7+8)	10	11	12	13=(10+11+12)	14=(6+10)	15=(7+11)	16=(8+12)	17=(14+15+16)
Region VII																
1	Comprehensive Release	Jan 2015	Agency Specific Budget	1 01 101	11,524,000.00	6,253,000.00		17,777,000.00					11,524,000.00	6,253,000.00		17,777,000.00
2	GARO No	Jan 2015	RLIP	1 04 102	1,109,000.00			1,109,000.00					1,109,000.00			1,109,000.00
A. Sub-total - Region 7					12,633,000.00	6,253,000.00		18,886,000.00					12,633,000.00	6,253,000.00		18,886,000.00
Region VIII																
1	Comprehensive Release				8,969,000.00	4,503,000.00		13,471,000.00					8,969,000.00	4,503,000.00		13,471,000.00
2	GAA 2015				873,000.00			873,000.00					873,000.00			873,000.00
A. Sub-total - Region 8					9,841,000.00	4,503,000.00		14,344,000.00					9,841,000.00	4,503,000.00		14,344,000.00
Region IX																
1	Comprehensive Release per Annex A and JA-1 of NBC No. 551	2-Jan-14	Agency Specific Budget	1 01 101	10,925,000.00	5,010,000.00		15,935,000.00					10,925,000.00	5,010,000.00		15,935,000.00
2	GARO No. 2014-1 (RLIP)	2-Jan-14	RLIP	1 04 102	1,085,000.00			1,085,000.00					1,085,000.00			1,085,000.00
A. Sub-total - Region 9					12,010,000.00	5,010,000.00		17,020,000.00					12,010,000.00	5,010,000.00		17,020,000.00
Region X																
1	Comprehensive Release per Annex A and JA-1 of NBC No. 551	2-Jan-15	Agency Specific Budget	1 01 101	10,109,000.00	4,443,000.00		14,552,000.00					10,109,000.00	4,443,000.00		14,552,000.00
2	GARO No. 2014-1 (RLIP)	2-Jan-15	RLIP	1 04 102	970,000.00			970,000.00					970,000.00			970,000.00
3	SARO (MPBF-FS)	16-Feb-15	0001314	1 01 406	1,634,779.00			1,634,779.00					1,634,779.00			1,634,779.00
4	SARO (RLIP)	16-Feb-15	0001315	1 04 102	162,624.00			162,624.00					162,624.00			162,624.00
A. Sub-total - Region 10					12,676,403.00	4,443,000.00		17,119,403.00					12,676,403.00	4,443,000.00		17,119,403.00
Region XI																
1	Comprehensive Release per Annex A and A-1 of NBC 555A-1	5-Jan-15	Agency Specific Budget	1 01 101	9,598,000.00	4,620,000.00		14,208,000.00					9,598,000.00	4,620,000.00		14,208,000.00
2	GARO No. 2015-1 (RLIP)	5-Jan-15	RLIP	1 04 102	917,000.00			917,000.00					917,000.00			917,000.00
3	SARO (MPBF)															
A. Sub-total - Region 11					10,503,000.00	4,620,000.00		15,123,000.00					10,503,000.00	4,620,000.00		15,123,000.00
Region XII																
1	Comprehensive Release per Annex A and JA-1 of NBC No. 551	5-Jan-15	Agency Specific Budget	1 01 101	8,735,000.00	4,211,000.00		12,946,000.00					8,735,000.00	4,211,000.00		12,946,000.00
2	GARO No. 2015-1 (RLIP)	5-Jan-15	RLIP	1 04 102	840,000.00			840,000.00					840,000.00			840,000.00
3	GARO No.	13-Jan-15	MPBF	1 01 406	707,000.00			707,000.00					707,000.00			707,000.00
A. Sub-total - Region 12					10,282,000.00	4,211,000.00		14,493,000.00					10,282,000.00	4,211,000.00		14,493,000.00
Region NCR																
1	GAA	2-Jan-15	Agency Specific Budget	1 01 101	12,851,000.00	9,332,000.00		22,183,000.00					12,851,000.00	9,332,000.00		22,183,000.00
2	GAA	2-Jan-15	RLIP	1 04 102	1,245,000.00			1,245,000.00					1,245,000.00			1,245,000.00
A. Sub-total - Region NCR					14,096,000.00	9,332,000.00		23,428,000.00					14,096,000.00	9,332,000.00		23,428,000.00
Region CAR																
1	Personal Services	12-Jan-15	Agency Specific Budget	1 04 102	9,264,000.00	4,061,000.00		13,325,000.00					9,264,000.00	4,061,000.00		13,325,000.00
2	RLIP				901,000.00			901,000.00					901,000.00			901,000.00
A. Sub-total - Region CAR					10,165,000.00	4,061,000.00		14,226,000.00					10,165,000.00	4,061,000.00		14,226,000.00
Region CARAGA																
1	NCA-ROXIII-15-000702	January 8,2015	Specific Budgets of National Government	1101101	5,207,000.00	28,645,000.00		33,852,000.00					5,207,000.00	28,645,000.00		33,852,000.00
2	NCA-ROXIII-15-000702	January 8,2015	RLIP	1104102	507,000.00			507,000.00					507,000.00			507,000.00
3	NCA-ROXIII-15-000702	January 8,2015	MPBF	1101406	1,957,000.00			1,957,000.00					1,957,000.00			1,957,000.00
A. Sub-total - Region CARAGA					7,671,000.00	28,645,000.00		36,316,000.00					7,671,000.00	28,645,000.00		36,316,000.00
Sub-total A					264,478,743.00	2,162,597,000.00		2,427,075,743.00					264,478,743.00	2,162,597,000.00		2,427,075,743.00
B. Sub-allotments received from Central Office/Regional Office																
Region I																
Grand Total for Region 1					10,978,913.00	4,912,000.00		15,890,913.00					10,978,913.00	4,912,000.00		15,890,913.00
Region II																
1	SUB-ARO 2015 - 07	27-Jan-15	FY 2014 GAA	5 02 99 990		41,189.64		41,189.64						41,189.64		41,189.64
B. Sub-total for Region 2						41,189.64		41,189.64						41,189.64		41,189.64
Grand Total for Region 2					7,880,427.00	4,791,189.64		12,671,616.64					7,880,427.00	4,791,189.64		12,671,616.64

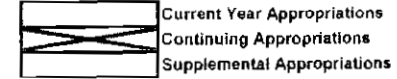
No.	Allotments / Sub-Allotments		Funding Source		Allotments / Sub-Allotments received from COs / ROs				Sub-Allotment to Regions/Operating Units				Total Allotments / Net of Sub-allotments			
	Number	Date	Description	UACS Code	PS	MOOE	CO	Total	PS	MOOE	CO	Total	PS	MOOE	CO	Total
1	2	3	4	5	6	7	8	9=(5+7+8)	10	11	12	13=(10+11+12)	14=(8+10)	15=(7+11)	16=(8+12)	17=(14+15+16)
Region III																
1	2015-10	13-Feb-15				280,000.00		280,000.00						280,000.00		280,000.00
2	2015-17	25-Feb-15				60,000.00		60,000.00						60,000.00		60,000.00
3	2015-23	24-Mar-15				351,000.00		351,000.00						351,000.00		351,000.00
B. Sub-total for Region 3						691,000.00		691,000.00						691,000.00		691,000.00
Grand Total for Region 3					11,925,000.00	6,387,000.00		18,312,000.00					11,925,000.00	6,387,000.00		18,312,000.00
Region IVA																
1	CHEPRO IV-A-2015-22 (MOOE)	03/09/15				17,000.00		17,000.00						17,000.00		17,000.00
B. Sub-total for Region 4A						17,000.00		17,000.00						17,000.00		17,000.00
Grand Total for Region 4A					12,453,000.00	9,014,000.00		21,467,000.00					12,453,000.00	9,014,000.00		21,467,000.00
Region IVB																
Grand Total for Region 4B					4,033,000.00	4,132,000.00		8,165,000.00					4,033,000.00	4,132,000.00		8,165,000.00
Region V																
Grand Total for Region 5					10,590,000.00	5,469,000.00		16,059,000.00					10,590,000.00	5,469,000.00		16,059,000.00
Region VI																
Grand Total for Region 6					12,435,000.00	5,237,000.00		17,672,000.00					12,435,000.00	5,237,000.00		17,672,000.00
Region VII																
1	SUB-ARO 2015-19	25-Feb-15		200910000		23,100.00		23,100.00						23,100.00		23,100.00
B. Sub-total for Region 7						23,100.00		23,100.00						23,100.00		23,100.00
Grand Total for Region 7					12,633,000.00	6,276,100.00		18,909,100.00					12,633,000.00	6,276,100.00		18,909,100.00
Region VIII																
Grand Total for Region 8					9,841,000.00	4,503,000.00		14,344,000.00					9,841,000.00	4,503,000.00		14,344,000.00
Region IX																
Grand Total for Region 9					12,010,000.00	5,010,000.00		17,020,000.00					12,010,000.00	5,010,000.00		17,020,000.00
Region X																
1	SUB-ARG 2015-03	3-Feb-15	FY 2015 GAA	3-02-02-0000		1,119,875.00		1,119,875.00						1,119,875.00		1,119,875.00
B. Sub-total for Region 10						1,119,875.00		1,119,875.00						1,119,875.00		1,119,875.00
Grand Total for Region 10					12,876,402.00	5,562,875.00		18,439,278.00					12,876,402.00	5,562,875.00		18,439,278.00
Region XI																
1	SUB-ARG 2015-02	10-Feb-15				7,497.00		7,497.00						7,497.00		7,497.00
2	SUB-ARG 2015-05	25-Feb-15				70,468.00		70,468.00						70,468.00		70,468.00
B. Sub-total for Region 11						77,965.00		77,965.00						77,965.00		77,965.00
Grand Total for Region 11					10,503,000.00	4,897,965.00		15,200,965.00					10,503,000.00	4,897,965.00		15,200,965.00
Region XII																
1	SAA-CHEPROXII-2015-05	26-Mar-15	Regular	1 01 101		77,100.00		77,100.00						77,100.00		77,100.00
B. Sub-total for Region 12						77,100.00		77,100.00						77,100.00		77,100.00
Grand Total for Region 12					10,282,000.00	4,288,100.00		14,570,100.00					10,282,000.00	4,288,100.00		14,570,100.00
Region NCR																
B. Sub-total for Region NCR																
Grand Total for Region NCR					14,086,000.00	5,332,000.00		19,418,000.00					14,086,000.00	5,332,000.00		19,418,000.00
Region CAR																
1	SAFO # CHED-CAR-2014-065 (MOOE)	26-Mar-15	FY 2015 GAA			33,100.00		33,100.00						33,100.00		33,100.00
2	SAFO # CHED-CAR-2014-066 (MOOE)	26-Mar-15	FY 2015 GAA			2,000.00		2,000.00						2,000.00		2,000.00
B. Sub-total for Region CAR						35,100.00		35,100.00						35,100.00		35,100.00
Grand Total for Region CAR					10,165,000.00	4,096,100.00		14,261,100.00					10,165,000.00	4,096,100.00		14,261,100.00
Region CARAGA																
B. Sub-total for Region CARAGA																
Grand Total for Region CARAGA					7,871,000.00	20,645,000.00		28,516,000.00					7,871,000.00	20,645,000.00		28,516,000.00
Sub-Total B						2,082,329.64		2,082,329.64						2,082,329.64		2,082,329.64
Total Allotments					264,478,743.00	2,164,879,329.64		2,429,358,072.64					264,478,743.00	2,164,879,329.64		2,429,358,072.64

Certified Correct:


VIOLETA B. GALO
 Chief Administrative Officer

List of Allotments and Sub-Allotments
As of the quarter ending March 31, 2015

Department : Other Executive Office
 Agency : Commission on Higher Education
 Operating Unit :
 Organization Code (UACS) : 26 004 00 00000
 Funding Source Code (as clustered) : 01 1 01 101
 (e.g. Old Fund Code: 101,102, 151)



No.	Allotments / Sub-Allotments		Funding Source		Allotments / Sub-Allotments received from COs / ROs				Sub-Allotment to Regions/Operating Units				Total Allotments / Net of Sub-allotments				
	Number	Date	Description	UACS Code	PS	MOOE	CO	Total	PS	MOOE	CO	Total	PS	MOOE	CO	Total	
1	2	3	4	5	6	7	8	9=(6-7+8)	10	11	12	13=(10+11+12)	14=(6-10)	15=(7+11)	16=(8+12)	17=(14+15+16)	
A. Allotments received from DBM																	
Central Office																	
1	General Appropriations Act RA 10833	27-Dec-13	Regular	1 01 101		2,468,743,393.32	516,372,946.62	3,016,116,339.94						2,459,743,393.32	516,372,946.62		3,016,116,339.94
2	SARO-BMB 15-0001053	2-Feb-15	E-Gov Fund	1 02 404		83,812,000.00		83,812,000.00						83,812,000.00			83,812,000.00
A. Sub-total for Central						2,552,555,393.32	516,372,946.62	3,099,928,339.94						2,543,555,393.32	516,372,946.62		3,099,928,339.94
Sub-total A						2,552,555,393.32	516,372,946.62	3,099,928,339.94						2,543,555,393.32	516,372,946.62		3,099,928,339.94
B. Sub-allotments received from Central Office/Regional Office																	
Region I																	
1	SUB-ARO 2015-01	26-Jan-15				13,935,000.00		13,935,000.00						13,935,000.00			13,935,000.00
2	SUB-ARO 2015-02	26-Jan-15				1,668,000.00		1,668,000.00						1,668,000.00			1,668,000.00
3	SUB-ARO 2015-03	26-Jan-15				12,000.00		12,000.00						12,000.00			12,000.00
4	SUB-ARO 2015-04	2-Mar-15				12,330.00		12,330.00						12,330.00			12,330.00
5	SUB-ARO 2015-05	11-Mar-15				266,112.00		266,112.00						266,112.00			266,112.00
6	SUB-ARO 2015-06	23-Mar-15				6,000.00		6,000.00						6,000.00			6,000.00
7	SUB-ARO 2015-07	23-Mar-15				133,056.00		133,056.00						133,056.00			133,056.00
A. Sub-total for Region 1						16,032,498.00		16,032,498.00						16,032,498.00			16,032,498.00
Grand Total for Region 1						16,032,498.00		16,032,498.00						16,032,498.00			16,032,498.00
Region II																	
1	SUB-ARO 2015 - 01	01-26-15	FY 2014 GAA	5 02 99 080		353,808.00		353,808.00						353,808.00			353,808.00
2	SUB-ARO 2015 - 02	01-26-15	FY 2014 GAA	5 02 99 080		54,432.00		54,432.00						54,432.00			54,432.00
3	SUB-ARO 2015 - 03	02-05-15	FY 2014 GAA	5 02 99 080		38,500.00		38,500.00						38,500.00			38,500.00
4	SUB-ARO 2015 - 04	01-28-15	FY 2014 GAA	5 02 99 080		9,072.00		9,072.00						9,072.00			9,072.00
5	SUB-ARO 2015 - 05	01-28-15	FY 2014 GAA	5 02 99 080		641,088.00		641,088.00						641,088.00			641,088.00
6	SUB-ARO 2015 - 06	02-02-15	FY 2014 GAA	5 02 99 080		169,344.00		169,344.00						169,344.00			169,344.00
7	SUB-ARO 2015 - 08	02-16-15	FY 2014 GAA	5 02 99 080		36,000.00		36,000.00						36,000.00			36,000.00
8	SUB-ARO 2015 - 09	02-23-15	FY 2014 GAA	5 02 99 080		127,008.00		127,008.00						127,008.00			127,008.00
9	SUB-ARO 2015 - 10	02-23-15	FY 2014 GAA	5 02 99 080		105,840.00		105,840.00						105,840.00			105,840.00
10	SUB-ARO 2015 - 11	03-02-15	FY 2014 GAA	5 02 99 080		169,344.00		169,344.00						169,344.00			169,344.00
11	SUB-ARO 2015 - 12	03-03-15	FY 2014 GAA	5 02 99 080		51,375.00		51,375.00						51,375.00			51,375.00
12	SUB-ARO 2015 - 13	03-11-15	FY 2014 GAA	5 02 99 080		272,160.00		272,160.00						272,160.00			272,160.00
13	SUB-ARO 2015 - 14	03-11-15	FY 2014 GAA	5 02 99 080		24,192.00		24,192.00						24,192.00			24,192.00
14	SUB-ARO 2015 - 15	03-11-15	FY 2014 GAA	5 02 99 080		33,264.00		33,264.00						33,264.00			33,264.00
15	SUB-ARO 2015 - 16	03-23-15	FY 2014 GAA	5 02 99 080		6,000.00		6,000.00						6,000.00			6,000.00
A. Sub-total for Region 2						2,091,427.00		2,091,427.00						2,091,427.00			2,091,427.00
Grand Total for Region 2						2,091,427.00		2,091,427.00						2,091,427.00			2,091,427.00
Region III																	
1	2015-01	26-Jan-15				48,384.00		48,384.00						48,384.00			48,384.00
2	2015-02	26-Jan-15				12,000.00		12,000.00						12,000.00			12,000.00
3	2015-03	28-Jan-15				120,960.00		120,960.00						120,960.00			120,960.00
4	2015-04	29-Jan-15				3,651,000.00		3,651,000.00						3,651,000.00			3,651,000.00
5	2015-05	26-Jan-15				9,804,000.00		9,804,000.00						9,804,000.00			9,804,000.00

No.	Allotments / Sub-Allotments		Funding Source		Allotments / Sub-Allotments received from COs / ROs				Sub-Allotment to Regions/Operating Units				Total Allotments / Net of Sub-allotments			
	Number	Date	Description	UACS Code	PS	MOOE	CO	Total	PS	MOOE	CO	Total	PS	MOOE	CO	Total
6	2015-06	03-Feb-15				169,344.00		169,344.00						169,344.00		169,344.00
7	2015-07	15-Feb-15				24,000.00		24,000.00						24,000.00		24,000.00
8	2015-08	16-Feb-15				48,384.00		48,384.00						48,384.00		48,384.00
9	2015-09	18-Feb-15				204,000.00		204,000.00						204,000.00		204,000.00
10	2015-11	20-Feb-15				30,000.00		30,000.00						30,000.00		30,000.00
11	2015-12	20-Feb-15				468,000.00		468,000.00						468,000.00		468,000.00
12	2015-13	20-Feb-15				1,128,000.00		1,128,000.00						1,128,000.00		1,128,000.00
13	2015-14	20-Feb-15				108,864.00		108,864.00						108,864.00		108,864.00
14	2015-15	20-Feb-15				252,000.00		252,000.00						252,000.00		252,000.00
15	2015-16	23-Feb-15				78,624.00		78,624.00						78,624.00		78,624.00
15	2015-18	02-Mar-15				1,344,000.00		1,344,000.00						1,344,000.00		1,344,000.00
17	2015-19	02-Mar-15				66,528.00		66,528.00						66,528.00		66,528.00
18	2015-20	03-Mar-15				6,000.00		6,000.00						6,000.00		6,000.00
19	2015-21	11-Mar-15				4,212,000.00		4,212,000.00						4,212,000.00		4,212,000.00
20	2015-22	23-Mar-15				54,000.00		54,000.00						54,000.00		54,000.00
A. Sub-total for Region 3						21,830,088.00		21,830,088.00						21,830,088.00		21,830,088.00
Grand Total for Region 3						21,830,088.00		21,830,088.00						21,830,088.00		21,830,088.00
Region IVA																
1	CHEDRO-IV-A-2015-01 (MOOE) TD-02	1/28/2015				120,000.00		120,000.00						120,000.00		120,000.00
2	CHEDRO-IV-A-2015-02 (MOOE) TD-02	1/29/2015				12,000.00		12,000.00						12,000.00		12,000.00
3	CHEDRO-IV-A-2015-03 (MOOE) TD-02	1/29/2015				193,536.00		193,536.00						193,536.00		193,536.00
4	CHEDRO-IV-A-2015-04 (MOOE) TD-02	2/02/2015				12,000.00		12,000.00						12,000.00		12,000.00
5	CHEDRO-IV-A-2015-05 (MOOE) TD-02	2/02/2015				417,312.00		417,312.00						417,312.00		417,312.00
6	CHEDRO-IV-A-2015-06 (MOOE) TD-02	2/16/2015				217,728.00		217,728.00						217,728.00		217,728.00
7	CHEDRO-IV-A-2015-07 (MOOE) TD-02	2/16/2015				1,221,696.00		1,221,696.00						1,221,696.00		1,221,696.00
8	CHEDRO-IV-A-2015-08 (MOOE) TD-02	2/16/2015				6,048.00		6,048.00						6,048.00		6,048.00
9	CHEDRO-IV-A-2015-09 (MOOE) TD-02	2/16/2015				18,000.00		18,000.00						18,000.00		18,000.00
10	CHEDRO-IV-A-2015-10 (MOOE) TD-02	2/16/2015				60,000.00		60,000.00						60,000.00		60,000.00
11	CHEDRO-IV-A-2015-11 (MOOE) TD-02	2/16/2015				78,000.00		78,000.00						78,000.00		78,000.00
12	CHEDRO-IV-A-2015-12 (MOOE) TD-02	2/16/2015				169,344.00		169,344.00						169,344.00		169,344.00
13	CHEDRO-IV-A-2015-13 (MOOE) TD-01	2/20/2015				30,000.00		30,000.00						30,000.00		30,000.00
14	CHEDRO-IV-A-2015-14 (MOOE) TD-01	2/20/2015				6,165.00		6,165.00						6,165.00		6,165.00
15	CHEDRO-IV-A-2015-15 (MOOE) TD-02	2/23/2015				199,584.00		199,584.00						199,584.00		199,584.00
16	CHEDRO-IV-A-2015-16 (MOOE) TD-02	2/23/2015				120,960.00		120,960.00						120,960.00		120,960.00
17	CHEDRO-IV-A-2015-17 (MOOE) TD-02	2/23/2015				99,792.00		99,792.00						99,792.00		99,792.00
18	CHEDRO-IV-A-2015-18 (MOOE) TD-02	2/23/2015				12,000.00		12,000.00						12,000.00		12,000.00
19	CHEDRO-IV-A-2015-19 (MOOE) TD-02	3/02/2015				6,048.00		6,048.00						6,048.00		6,048.00
20	CHEDRO-IV-A-2015-20 (MOOE) TD-02	3/03/2015				12,000.00		12,000.00						12,000.00		12,000.00
21	CHEDRO-IV-A-2015-21 (MOOE) TD-02	3/03/2015				48,000.00		48,000.00						48,000.00		48,000.00
22	CHEDRO-IV-A-2015-23 (MOOE) TD-02	03/11/15				60,480.00		60,480.00						60,480.00		60,480.00
23	CHEDRO-IV-A-2015-24 (MOOE) TD-02	03/11/15				12,000.00		12,000.00						12,000.00		12,000.00
24	CHEDRO-IV-A-2015-25 (MOOE) TD-02	03/11/15				12,000.00		12,000.00						12,000.00		12,000.00
25	CHEDRO-IV-A-2015-28 (MOOE) TD-02	03/23/15				12,000.00		12,000.00						12,000.00		12,000.00
26	CHEDRO-IV-A-2015-27 (MOOE) TD-02	03/23/15				72,576.00		72,576.00						72,576.00		72,576.00
27	CHEDRO-IV-A-2015-26 (MOOE) TD-02	03/25/15				18,144.00		18,144.00						18,144.00		18,144.00
28	CHEDRO-IV-A-2015-29 (MOOE) TD-02	03/25/15				36,288.00		36,288.00						36,288.00		36,288.00
A. Sub-total for Region 4A						3,283,701.00		3,283,701.00						3,283,701.00		3,283,701.00
Grand Total for Region 4A						3,283,701.00		3,283,701.00						3,283,701.00		3,283,701.00
Region IVB																
1	2015-01	Jan. 29, 2015	Scholarship			374,976.00		374,976.00						374,976.00		374,976.00
2	2015-02	Feb. 16, 2015	Scholarship			12,096.00		12,096.00						12,096.00		12,096.00
3	2015-03	Feb. 16, 2015	Scholarship			24,000.00		24,000.00						24,000.00		24,000.00
4	2015-04	Feb. 20, 2015	Scholarship			6,000.00		6,000.00						6,000.00		6,000.00
5	2015-05	Feb. 25, 2015	Scholarship			5,538,000.00		5,538,000.00						5,538,000.00		5,538,000.00
7	2015-06	Mar. 11, 2015	Scholarship			325,592.00		325,592.00						325,592.00		325,592.00
5	2015-07	Mar. 11, 2015	Scholarship			4,206,000.00		4,206,000.00						4,206,000.00		4,206,000.00
6	2015-08	Mar. 11, 2015	Scholarship			12,096.00		12,096.00						12,096.00		12,096.00
8	2015-09	Mar. 11, 2015	Scholarship			960,000.00		960,000.00						960,000.00		960,000.00

No.	Allotments / Sub-Allotments		Funding Source		Allotments / Sub-Allotments received from COs / ROs				Sub-Allotment to Regions/Operating Units				Total Allotments / Net of Sub-allotments			
	Number	Date	Description	UACS Code	PS	MOOE	CO	Total	PS	MOOE	CO	Total	PS	MOOE	CO	Total
10	2015-10	Mar 23, 2015	Scholarship			549,000.00		549,000.00					549,000.00			549,000.00
11	2015-11	Mar 23, 2015	Scholarship			13,674,000.00		13,674,000.00					13,674,000.00			13,674,000.00
12	2015-12	Mar 25, 2015	Scholarship			276,000.00		276,000.00					276,000.00			276,000.00
13	2015-13	Mar 25, 2015	Scholarship			92,475.00		92,475.00					92,475.00			92,475.00
14	2015-14	Mar 30, 2015	Scholarship			110,970.00		110,970.00					110,970.00			110,970.00
15	2015-15	Mar 30, 2015	Scholarship			804,000.00		804,000.00					804,000.00			804,000.00
A. Sub-total for Region 4B						26,966,205.00		26,966,205.00					26,966,205.00			26,966,205.00
Grand Total for Region 4B						26,966,205.00		26,966,205.00					26,966,205.00			26,966,205.00
Region V																
1	CHEDRO V-2015-01	26-Jan-15		50200000		12,000.00		12,000.00					12,000.00			12,000.00
2	CHEDRO V-2015-02	28-Jan-15		50200000		30,825.00		30,825.00					30,825.00			30,825.00
3	CHEDRO V-2015-03	16-Feb-15		50200000		181,440.00		181,440.00					181,440.00			181,440.00
4	CHEDRO V-2015-04	16-Feb-15		50200000		12,096.00		12,096.00					12,096.00			12,096.00
5	CHEDRO V-2015-05	23-Feb-15		50200000		9,072.00		9,072.00					9,072.00			9,072.00
6	CHEDRO V-2015-06	23-Feb-15		50200000		12,096.00		12,096.00					12,096.00			12,096.00
7	CHEDRO V-2015-07	23-Feb-15		50200000		12,000.00		12,000.00					12,000.00			12,000.00
8	CHEDRO V-2015-08	11-Mar-15		50200000		254,016.00		254,016.00					254,016.00			254,016.00
A. Sub-total for Region 5						523,545.00		523,545.00					523,545.00			523,545.00
Grand Total for Region 5						523,545.00		523,545.00					523,545.00			523,545.00
Region VI																
1	SUB-ARO 2015-01	Jan. 26, 2015		5 02 99 080 00		12,822,000.00		12,822,000.00					12,822,000.00			12,822,000.00
2	SUB-ARO 2015-02	Jan. 26, 2015		5 02 99 090 00		648,000.00		648,000.00					648,000.00			648,000.00
3	SUB-ARO 2015-03	Jan. 26, 2015		5 02 99 080 00		2,640,000.00		2,640,000.00					2,640,000.00			2,640,000.00
4	SUB-ARO 2015-04	Jan. 26, 2015		5 02 99 080 00		2,604,000.00		2,604,000.00					2,604,000.00			2,604,000.00
5	SUB-ARO 2015-05	Jan. 26, 2015		5 02 99 080 00		15,412.50		15,412.50					15,412.50			15,412.50
6	SUB-ARO 2015-06	Feb. 20, 2015		5 02 99 080 00		4,296,000.00		4,296,000.00					4,296,000.00			4,296,000.00
7	SUB-ARO 2015-07	Feb. 20, 2015		5 02 99 080 00		504,000.00		504,000.00					504,000.00			504,000.00
8	SUB-ARO 2015-08	Feb. 20, 2015		5 02 99 080 00		5,094,000.00		5,094,000.00					5,094,000.00			5,094,000.00
9	SUB-ARO 2015-09	Feb. 20, 2015		5 02 99 080 00		2,391,000.00		2,391,000.00					2,391,000.00			2,391,000.00
10	SUB-ARO 2015-10	Feb. 20, 2015		5 02 99 090 00		24,000.00		24,000.00					24,000.00			24,000.00
11	SUB-ARO 2015-11	Feb. 20, 2015		5 02 99 080 00		7,164,000.00		7,164,000.00					7,164,000.00			7,164,000.00
12	SUB-ARO 2015-12	Feb. 23, 2015		5 02 99 080 00		2,676,000.00		2,676,000.00					2,676,000.00			2,676,000.00
13	SUB-ARO 2015-13	Feb. 23, 2015		5 02 99 090 00		7,734,000.00		7,734,000.00					7,734,000.00			7,734,000.00
14	SUB-ARO 2015-14	Feb. 23, 2015		5 02 99 080 00		7,626,000.00		7,626,000.00					7,626,000.00			7,626,000.00
15	SUB-ARO 2015-15	Mar. 2, 2015		5 02 99 080 00		4,092,000.00		4,092,000.00					4,092,000.00			4,092,000.00
16	SUB-ARO 2015-16	Mar. 2, 2015		5 02 99 080 00		1,100,736.00		1,100,736.00					1,100,736.00			1,100,736.00
17	SUB-ARO 2015-17	Mar. 23, 2015		5 02 99 080 00		918,000.00		918,000.00					918,000.00			918,000.00
18	SUB-ARO 2015-18	Mar. 23, 2015		5 02 99 090 00		2,136,000.00		2,136,000.00					2,136,000.00			2,136,000.00
19	SUB-ARO 2015-19	Mar. 23, 2015		5 02 99 080 00		588,000.00		588,000.00					588,000.00			588,000.00
A. Sub-total for Region 6						65,073,148.50		65,073,148.50					65,073,148.50			65,073,148.50
Grand Total for Region 6						65,073,148.50		65,073,148.50					65,073,148.50			65,073,148.50
Region VII																
1	SUB-ARO 2015-01	Jan. 29, 2015		302020000		12,096.00		12,096.00					12,096.00			12,096.00
2	SUB-ARO 2015-02	Jan. 28, 2015		302020000		600,000.00		600,000.00					600,000.00			600,000.00
3	SUB-ARO 2015-03	Jan. 30, 2015		300400000		22,000.00		22,000.00					22,000.00			22,000.00
4	SUB-ARO 2015-04	Feb. 2, 2014		302020000		229,824.00		229,824.00					229,824.00			229,824.00
5	SUB-ARO 2015-05	Feb. 2, 2014		302020000		3,276,000.00		3,276,000.00					3,276,000.00			3,276,000.00
6	SUB-ARO 2015-06	Feb. 2, 2014		302020000		360,000.00		360,000.00					360,000.00			360,000.00
7	SUB-ARO 2015-07	Feb. 2, 2014		302020000		1,680,000.00		1,680,000.00					1,680,000.00			1,680,000.00
8	SUB-ARO 2015-08	Feb. 2, 2014		302020000		1,737,000.00		1,737,000.00					1,737,000.00			1,737,000.00
9	SUB-ARO 2015-09	Feb. 2, 2014		302020000		3,024,000.00		3,024,000.00					3,024,000.00			3,024,000.00
10	SUB-ARO 2015-10	Feb. 2, 2014		302020000		2,052,000.00		2,052,000.00					2,052,000.00			2,052,000.00
11	SUB-ARO 2015-11	Feb. 2, 2014		302020000		1,020,000.00		1,020,000.00					1,020,000.00			1,020,000.00
12	SUB-ARO 2015-12	Feb. 2, 2014		302020000		492,000.00		492,000.00					492,000.00			492,000.00
13	SUB-ARO 2015-13	Feb. 2, 2014		302020000		816,000.00		816,000.00					816,000.00			816,000.00
14	SUB-ARO 2015-14	Feb. 2, 2014		302020000		12,000.00		12,000.00					12,000.00			12,000.00
15	SUB-ARO 2015-15	Feb. 2, 2014		302020000		924,000.00		924,000.00					924,000.00			924,000.00

No.	Allotments / Sub-Allotments		Funding Source		Allotments / Sub-Allotments received from COs / ROs				Sub-Allotment to Regions/Operating Units				Total Allotments / Net of Sub-allotments			
	Number	Date	Description	UACS Code	PS	MOOE	CO	Total	PS	MOOE	CO	Total	PS	MOOE	CO	Total
16	SUB-ARO 2015-16	Feb 2, 2014		302020000		351,000.00		351,000.00						351,000.00		351,000.00
17	SUB-ARO 2015-17	Feb 2, 2014		302020000		36,000.00		36,000.00						36,000.00		36,000.00
18	SUB-ARO 2015-18	Feb 10, 2014		304020000		28,500.00		28,500.00						28,500.00		28,500.00
19	SUB-ARO 2015-20	Mar 23, 2014		302020000		60,000.00		60,000.00						60,000.00		60,000.00
20	SUB-ARO 2015-21	Mar 23, 2014		302020000		10,536,000.00		10,536,000.00						10,536,000.00		10,536,000.00
21	SUB-ARO 2015-22	Mar 26, 2014		304020000		243,200.00		243,200.00						243,200.00		243,200.00
A. Sub-total for Region 7						27,511,620.00		27,511,620.00						27,511,620.00		27,511,620.00
Grand Total for Region 7						27,511,620.00		27,511,620.00						27,511,620.00		27,511,620.00
Region VIII																
1	CHEDRO VIII 2015-01	28-Jan-15				181,440.00		181,440.00						181,440.00		181,440.00
2	CHEDRO VIII 2015-02	3-Mar-15				5,442,000.00		5,442,000.00						5,442,000.00		5,442,000.00
3	CHEDRO VIII 2015-03	11-Mar-15				6,378,000.00		6,378,000.00						6,378,000.00		6,378,000.00
4	CHEDRO VIII 2015-04	11-Mar-15				14,986,944.00		14,986,944.00						14,986,944.00		14,986,944.00
5	CHEDRO VIII 2015-05	23-Mar-15				84,672.00		84,672.00						84,672.00		84,672.00
6	CHEDRO VIII 2015-06	23-Mar-15				197,280.00		197,280.00						197,280.00		197,280.00
A. Sub-total for Region 8						27,270,336.00		27,270,336.00						27,270,336.00		27,270,336.00
Grand Total for Region 8						27,270,336.00		27,270,336.00						27,270,336.00		27,270,336.00
Region IX																
1	SAA-CHEDROIX-2015-01	42030	ASB	5 02 99080		1,299,000.00		1,299,000.00						1,299,000.00		1,299,000.00
2	SAA-CHEDROIX-2015-02	42051	ASB	5 02 99090		1,003,968.00		1,003,968.00						1,003,968.00		1,003,968.00
3	SAA-CHEDROIX-2015-03	42051	ASB	5 02 99080		340,000.00		340,000.00						340,000.00		340,000.00
4	SAA-CHEDROIX-2015-04	42065	ASB	5 02 99080		314,496.00		314,496.00						314,496.00		314,496.00
5	SAA-CHEDROIX-2015-05	42066	ASB	5 02 99080		30,825.00		30,825.00						30,825.00		30,825.00
6	SAA-CHEDROIX-2015-06	42066	ASB	5 02 99080		20,000.00		20,000.00						20,000.00		20,000.00
A. Sub-total for Region 9						3,008,289.00		3,008,289.00						3,008,289.00		3,008,289.00
Grand Total for Region 9						3,008,289.00		3,008,289.00						3,008,289.00		3,008,289.00
Region X																
1	SUB-ARO 2015-01	26-Jan-15	FY 2014-cont GAA	3-02-02-0000		1,717,632.00		1,717,632.00						1,717,632.00		1,717,632.00
2	SUB-ARO 2015-02	29-Jan-15	FY 2014-cont GAA	3-02-02-0000		21,500.00		21,500.00						21,500.00		21,500.00
3	SUB-ARO 2015-04	23-Feb-15	FY 2014-cont GAA	3-02-02-0000		205,632.00		205,632.00						205,632.00		205,632.00
4	SUB-ARO 2015-05	2-Mar-15	FY 2014-cont GAA	3-02-02-0000		48,384.00		48,384.00						48,384.00		48,384.00
5	SUB-ARO 2015-06	3-Mar-15	FY 2014-cont GAA	3-02-02-0000		50,000.00		50,000.00						50,000.00		50,000.00
A. Sub-total for Region 10						2,043,148.00		2,043,148.00						2,043,148.00		2,043,148.00
Grand Total for Region 10						2,043,148.00		2,043,148.00						2,043,148.00		2,043,148.00
Region XI																
1	SUB-ARO CHEDRO XI -2015-01	30-Jan-15				17,000.00		17,000.00						17,000.00		17,000.00
2	SUB-ARO CHEDRO XI -2015-03	16-Feb-15				193,536.00		193,536.00						193,536.00		193,536.00
3	SUB-ARO CHEDRO XI -2015-04	20-Feb-15				6,165.00		6,165.00						6,165.00		6,165.00
4	SUB-ARO CHEDRO XI -2015-06	3-Mar-15				48,384.00		48,384.00						48,384.00		48,384.00
5	SUB-ARO CHEDRO XI -2015-07	11-Mar-15				1,512,000.00		1,512,000.00						1,512,000.00		1,512,000.00
6	SUB-ARO CHEDRO XI -2015-08	24-Mar-15				4,158.00		4,158.00						4,158.00		4,158.00
7	SUB-ARO CHEDRO XI -2015-09	30-Mar-15				42,336.00		42,336.00						42,336.00		42,336.00
A. Sub-total for Region 11						1,823,579.00		1,823,579.00						1,823,579.00		1,823,579.00
Grand Total for Region 11						1,823,579.00		1,823,579.00						1,823,579.00		1,823,579.00
Region XII																
1	SAA-CHEDROXII-2015-01	16-Feb-15	Regular	1 01 101		48,384.00		48,384.00						48,384.00		48,384.00
2	SAA-CHEDROXII-2015-02	3-Mar-15	Regular	1 01 101		36,288.00		36,288.00						36,288.00		36,288.00
3	SAA-CHEDROXII-2015-03	3-Mar-15	Regular	1 01 101		20,000.00		20,000.00						20,000.00		20,000.00
4	SAA-CHEDROXII-2015-04	3-Mar-15	Regular	1 01 101		10,275.00		10,275.00						10,275.00		10,275.00
5	SAA-CHEDROXII-2015-06	30-Mar-15	Regular	1 01 101		30,240.00		30,240.00						30,240.00		30,240.00
A. Sub-total for Region 12						145,187.00		145,187.00						145,187.00		145,187.00
Grand Total for Region 12						145,187.00		145,187.00						145,187.00		145,187.00
Region NCR																
1	CHED-NCR-2015-01	26-Jan-15	AY 2014-2015	5 02-99-080-00		4,245,000.00		4,245,000.00						4,245,000.00		4,245,000.00
2	CHED-NCR-2015-02	14-Jan-15	AY 2014-2015	5 02-99-080-00		12,000.00		12,000.00						12,000.00		12,000.00
3	CHED-NCR-2015-03	26-Jan-15	AY 2014-2015	5 02-99-080-00		24,000.00		24,000.00						24,000.00		24,000.00