

**SUMMARY OF APPROPRIATIONS, ALLOTMENTS, OBLIGATIONS, DISBURSEMENTS AND BALANCES BY OBJECT OF EXPENDITURES**  
As of the Quarter Ending MARCH 31, 2016

FAR No. 1-A


Department : Other Executive Office  
 Agency : Commission on Higher Education  
 Operating Unit :  
 Organization Code (UACS) : 26 004 00 00000  
 Funding Source Code (as clustered) : 01 1 01 101  
 (e.g. Old Fund Code: 101,102, 151)


	Current Year Appropriations
	Continuing Appropriations
	Supplemental Appropriations

Particulars	UACS CODE	Appropriations			Allotments					Current Year Obligations				
		Authorized Appropriation	Adjustments (Transfer To/From, Realignment)	Adjusted Appropriations	Allotments Received	Adjustments: (Withdrawal) Realignment	Transfer To	Transfer From	Adjusted Total Allotments	1st Quarter Ending March 31	2nd Quarter Ending June 30	3rd Quarter Ending Sept. 30	4th Quarter Ending Dec. 31	Total
1	2	3	4	5=(3+4)	6	7	8	9	10=[(6+(-)7)-8+9]	11	12	13	14	15=(11+12+13+14)
<b>SUMMARY</b>														
<b>A. AGENCY SPECIFIC BUDGET</b>														
Maintenance & Other Operating Expenses		303,223,863.18	-	303,223,863.18	303,223,863.18	-	88,195,722.50	88,195,722.50	303,223,863.18	146,878,531.95	-	-	-	146,878,531.95
Traveling Expenses														
Travel Expenses-Local	5020101000	2,479,803.75	-	2,479,803.75	2,479,803.75	(107,749.30)	-	-	2,372,054.45	258,560.04	-	-	-	258,560.04
Travel Expenses-Foreign	5-02-01-020-00	-	-	-	-	155,297.09	-	-	155,297.09	155,297.09	-	-	-	155,297.09
Training and Scholarship Expenses														
Training Expenses	5020201000	33,554,890.38	-	33,554,890.38	33,554,890.38	-	-	-	33,554,890.38	25,316.75	-	-	-	25,316.75
Supplies & Materials Expenses														
Office Supplies Expenses	5020301000	850,569.81	-	850,569.81	850,569.81	(150,000.00)	-	-	700,569.81	118,918.10	-	-	-	118,918.10
Accountable Forms Expenses	5020302000	-	-	-	-	-	-	-	-	-	-	-	-	-
Food Expenses	5-02-03-050-00	-	-	-	-	-	-	-	-	-	-	-	-	-
Drugs and Medicines Expenses	5020307000	-	-	-	-	-	-	-	-	-	-	-	-	-
Fuel, Oil and Lubricants Expenses	5020309000	11,287.24	-	11,287.24	11,287.24	12,412.29	-	-	23,699.53	20,896.67	-	-	-	20,896.67
Other Supplies & Materials Expenses	5020399000	-	-	-	-	421,218.66	91,500.00	-	329,718.66	329,718.66	-	-	-	329,718.66
Utility Expenses														
Water Expenses	5020401000	664,624.62	-	664,624.62	664,624.62	5,834.51	-	-	670,459.13	129,802.46	-	-	-	129,802.46
Electricity Expenses	5020402000	1,509,872.17	-	1,509,872.17	1,509,872.17	209,186.58	-	-	1,719,058.75	516,351.00	-	-	-	516,351.00
Communication Expenses														
Postage and Courier Services	5020501000	10,691.48	-	10,691.48	10,691.48	1,660.00	-	-	12,351.48	11,411.58	-	-	-	11,411.58
Landline	5020502002	563,117.79	-	563,117.79	563,117.79	124,905.49	-	-	688,023.28	240,153.60	-	-	-	240,153.60
Mobile Expenses	5020502001	431,156.13	-	431,156.13	431,156.13	4,876.20	-	-	436,032.33	187,807.29	-	-	-	187,807.29
Internet Subscription Expenses	5020503000	847,662.34	-	847,662.34	847,662.34	(11,600.00)	-	-	836,062.34	27,438.00	-	-	-	27,438.00
Cable, Satellite, Telegraph and Radio Expenses	5-02-05-040-00	-	-	-	-	1,785.00	-	-	1,785.00	1,785.00	-	-	-	1,785.00
Membership Dues and Contributions to Organization	5029906000	-	-	-	-	-	-	-	-	-	-	-	-	-
Awards/Rewards Expenses	5-02-06-010-00	-	-	-	-	-	-	-	-	-	-	-	-	-
Extraordinary & Miscellaneous Expenses	5021003000	67,771.46	-	67,771.46	67,771.46	-	-	-	67,771.46	3,000.00	-	-	-	3,000.00
Professional Services														
Legal Services	5021101000	-	-	-	-	-	-	-	-	-	-	-	-	-
Auditing Services	5021102000	-	-	-	-	2,040.15	-	-	2,040.15	2,040.15	-	-	-	2,040.15
Consultancy Services	5-02-11-030-00	-	-	-	-	-	-	-	-	-	-	-	-	-
Other Professional Services	5021199000	8,095,054.46	-	8,095,054.46	8,095,054.46	(224,894.66)	-	-	7,870,159.80	407,853.28	-	-	-	407,853.28
Environment/Sanitary Services	5-02-12-010-00	-	-	-	-	-	-	-	-	-	-	-	-	-

Particulars	UACS CODE	Appropriations			Allotments					Current Year Obligations				
		Authorized Appropriation	Adjustments (Transfer To/From, Realignment)	Adjusted Appropriations	Allotments Received	Adjustments: (Withdrawal) Realignment	Transfer To	Transfer From	Adjusted Total	1st Quarter: Ending March 31	2nd Quarter Ending June 30	3rd Quarter Ending Sept. 30	4th Quarter Ending Dec. 31	Total
1	2	3	4	5=(3+4)	6	7	8	9	10=[(6+ (-7) -8+9]	11	12	13	14	15=(11+12+13+14)
<b>General Services</b>														
Janitorial Services	5021202000	53,146.20	-	53,146.20	53,146.20	-	-	-	53,146.20	-	-	-	-	-
Security Services	5021203000	853,907.65	-	853,907.65	853,907.65	-	-	-	853,907.65	22,000.00	-	-	-	22,000.00
Other General Services	5021299099	3,100.00	-	3,100.00	3,100.00	-	-	-	3,100.00	-	-	-	-	-
<b>Repairs &amp; Maintenance (Specify object)</b>														
RM - Buildings & Other Structures	5-02-13-040-01	404,618.51	-	404,618.51	404,618.51	-	-	-	404,618.51	1,500.00	-	-	-	1,500.00
RM - Investment Property	5021301000	-	-	-	-	-	-	-	-	-	-	-	-	-
RM - Machinery & Equipment	5-02-13-050-01	12,720.00	-	12,720.00	12,720.00	-	-	-	12,720.00	-	-	-	-	-
Office Equipment	5021305002	-	-	-	-	-	-	-	-	-	-	-	-	-
RM - IT Equipment and Software	5021305003	-	-	-	-	-	-	-	-	-	-	-	-	-
RM - Motor Vehicle	5021306001	10,568.93	-	10,568.93	10,568.93	11,365.00	-	-	21,933.93	11,365.00	-	-	-	11,365.00
RM - Furniture & Fixtures	5-02-13-070-00	17,680.00	-	17,680.00	17,680.00	-	-	-	17,680.00	-	-	-	-	-
RM - Other Property, Plant & Equipment	5-02-13-990-99	3,274.98	-	3,274.98	3,274.98	-	-	-	3,274.98	-	-	-	-	-
Subsidies - Others	5-02-14-990-00	-	-	-	-	-	-	-	-	-	-	-	-	-
<b>Taxes, Insurance Premiums and Other Fees</b>														
Taxes, Duties and Licenses	5021501001	88,069.51	-	88,069.51	88,069.51	(25,165.96)	-	-	62,903.55	-	-	-	-	-
Fidelity Bond Premiums	5021502000	30,000.00	-	30,000.00	30,000.00	-	-	-	30,000.00	20,250.00	-	-	-	20,250.00
Insurance Expenses	5021503000	3,284.90	-	3,284.90	3,284.90	17,151.74	-	-	20,436.64	17,151.74	-	-	-	17,151.74
Advertising Expenses	5029901000	84,045.40	-	84,045.40	84,045.40	-	-	-	84,045.40	-	-	-	-	-
Printing and Publication Expenses	5029902000	77,135.84	-	77,135.84	77,135.84	97,000.00	-	-	174,135.84	97,000.00	-	-	-	97,000.00
Representation Expenses	5029903000	664,225.59	-	664,225.59	664,225.59	3,911,687.49	-	-	4,575,913.08	3,965,546.49	-	-	-	3,965,546.49
Transportation and Delivery Expenses	5029904000	23,500.00	-	23,500.00	23,500.00	-	-	-	23,500.00	-	-	-	-	-
Rents - Buildings and Structures	5-02-99-050-01	-	-	-	-	35,000.00	-	-	35,000.00	35,000.00	-	-	-	35,000.00
Rents - Equipment	5029905004	871,097.28	-	871,097.28	871,097.28	238,540.77	-	-	1,109,638.05	250,905.57	-	-	-	250,905.57
Rent Expenses- Living Quarters (4B)	5-02-99-050-05	-	-	-	-	-	-	-	-	-	-	-	-	-
Rent/Lease Expenses	5-02-99-050-01	86,130.00	-	86,130.00	86,130.00	-	-	-	86,130.00	23,530.71	-	-	-	23,530.71
Membership Dues and Contributions to Organization	5029906000	8,000.00	-	8,000.00	8,000.00	-	-	-	8,000.00	-	-	-	-	-
Other Subscription Expenses	5029907099	288,686.15	-	288,686.15	288,686.15	(144,079.00)	-	-	144,607.15	8,750.00	-	-	-	8,750.00
Other Maintenance and Operating Expenses	5-02-99-990-00	29,647.19	-	29,647.19	29,647.19	-	-	-	29,647.19	9,000.00	-	-	-	9,000.00
Donations	5-02-99-080-00	250,524,523.42	-	250,524,523.42	250,524,523.42	(4,586,472)	88,104,223	88,195,723	246,029,551.37	139,780,183	-	-	-	139,780,182.77
<b>GRAND TOTAL</b>		<b>303,223,863.18</b>		<b>303,223,863.18</b>	<b>303,223,863.18</b>		<b>88,195,722.50</b>	<b>88,195,722.50</b>	<b>303,223,863.18</b>	<b>146,678,531.95</b>				<b>146,678,531.95</b>

Certified Correct:

  
**VIOLETA B. GALO**  
 Chief Administrative Officer  
 Budget Officer.

  
**MIRRIAM V. MIRANDA**  
 Chief Accountant  
 Accounting Division


Department : Other Executive Office  
 Agency : Commission on Higher Education  
 Operating Unit :  
 Organization Code (UACS) : 26 004 00 00000  
 Funding Source Code (as clustered) : 01 1 01 101  
 (e.g. Old Fund Code: 101,102, 151)

	Current Year Appropriations
	Continuing Appropriations
	Supplemental Appropriations


Particulars	UACS CODE	Current Year Disbursements					Balances			
		1st Quarter	2nd Quarter	3rd Quarter	4th Quarter	Total	Unreleased Appropriations	Unobligated Allotment	Unpaid Obligations (15-20) = (23+24)	
		Ending March 31	Ending June 30	Ending Sept. 30	Ending Dec. 31				Due and Demandable 23	Not Yet Due and Demandable 24
1	2	16	17	18	19	20=(16+17+18+19)	21=(5-10)	22=(10-15)	23	24
<b>SUMMARY</b>										
<b>A. AGENCY SPECIFIC BUDGET</b>										
Maintenance & Other Operating Expenses		116,911,986.53	-	-	-	116,911,986.53	0.00	156,545,331.23	29,766,545.42	
<b>Traveling Expenses</b>										
Travel Expenses-Local	5020101000	213,092.07	-	-	-	213,092.07	107,749.30	2,113,494.41	45,467.97	
Travel Expenses-Foreign	5-02-01-020-00	155,297.09	-	-	-	155,297.09	(155,297.09)	-	-	
<b>Training and Scholarship Expenses</b>										
Training Expenses	5020201000	25,316.75	-	-	-	25,316.75	-	33,529,573.63	-	
<b>Supplies &amp; Materials Expenses</b>										
Office Supplies Expenses	5020301000	118,918.10	-	-	-	118,918.10	150,000.00	581,651.71	-	
Accountable Forms Expenses	5020302000	-	-	-	-	-	-	-	-	
Food Expenses	5-02-03-050-00	-	-	-	-	-	-	-	-	
Drugs and Medicines Expenses	5020307000	-	-	-	-	-	-	-	-	
Fuel, Oil and Lubricants Expenses	5020309000	20,896.67	-	-	-	20,896.67	(12,412.29)	2,802.86	-	
Other Supplies & Materials Expenses	5020399000	329,718.66	-	-	-	329,718.66	(329,718.66)	-	-	
<b>Utility Expenses</b>										
Water Expenses	5020401000	129,802.46	-	-	-	129,802.46	(5,834.51)	540,656.67	-	
Electricity Expenses	5020402000	509,933.83	-	-	-	509,933.83	(209,186.58)	1,202,707.75	6,417.17	
<b>Communication Expenses</b>										
Postage and Courier Services	5020501000	11,401.58	-	-	-	11,401.58	(1,660.00)	939.90	10.00	
Landline	5020502002	231,788.05	-	-	-	231,788.05	(124,905.49)	447,869.68	8,365.55	
Mobile Expenses	5020502001	187,807.29	-	-	-	187,807.29	(4,876.20)	248,225.04	-	
Internet Subscription Expenses	5020503000	27,438.00	-	-	-	27,438.00	11,600.00	808,624.34	-	
Cable, Satellite, Telegraph and Radio Expenses	5-02-05-040-00	1,785.00	-	-	-	1,785.00	(1,785.00)	-	-	
Membership Dues and Contributions to Organization	5029906000	-	-	-	-	-	-	-	-	
Awards/Rewards Expenses	5-02-06-010-00	-	-	-	-	-	-	-	-	
<b>Extraordinary &amp; Miscellaneous Expenses</b>										
Extraordinary & Miscellaneous Expenses	5021003000	3,000.00	-	-	-	3,000.00	-	64,771.46	-	
<b>Professional Services</b>										
Legal Services	5021101000	-	-	-	-	-	-	-	-	
Auditing Services	5021102000	2,040.15	-	-	-	2,040.15	(2,040.15)	-	-	
Consultancy Services	5-02-11-030-00	-	-	-	-	-	-	-	-	
Other Professional Services	5021199000	407,853.28	-	-	-	407,853.28	224,894.66	7,462,306.52	-	
Environment/Sanitary Services	5-02-12-010-00	-	-	-	-	-	-	-	-	

Particulars	UACS CODE	Current Year Disbursements					Balances			
		1st Quarter	2nd Quarter	3rd Quarter	4th Quarter	Total	Unreleased Appropriations	Unobligated Allotment	Unpaid Obligations (15-20) = (23+24)	
		Ending March 31	Ending June 30	Ending Sept. 30	Ending Dec. 31				Due and Demandable	Not Yet Due and Demandable
1	2	16	17	18	19	20=(16+17+18+19)	21=(5-10)	22=(10-15)	23	24
<b>General Services</b>		-	-	-	-	-	-	-	-	-
Janitorial Services	5021202000	-	-	-	-	-	-	53,146.20	-	-
Security Services	5021203000	22,000.00	-	-	-	22,000.00	-	831,907.65	-	-
Other General Services	5021299099	-	-	-	-	-	-	3,100.00	-	-
<b>Repairs &amp; Maintenance (Specify object)</b>		-	-	-	-	-	-	-	-	-
RM - Buildings & Other Structures	5-02-13-040-01	1,500.00	-	-	-	1,500.00	-	403,118.51	-	-
RM - Investment Property	5021301000	-	-	-	-	-	-	-	-	-
RM - Machinery & Equipment	5-02-13-050-01	-	-	-	-	-	-	12,720.00	-	-
Office Equipment	5021305002	-	-	-	-	-	-	-	-	-
RM - IT Equipment and Software	5021305003	-	-	-	-	-	-	-	-	-
RM -Motor Vehicle	5021306001	1,040.00	-	-	-	1,040.00	(11,365.00)	10,568.93	10,325.00	-
RM - Furniture & Fixtures	5-02-13-070-00	-	-	-	-	-	-	17,680.00	-	-
RM - Other Property, Plant & Equipment	5-02-13-990-99	-	-	-	-	-	-	3,274.98	-	-
Subsidies - Others	5-02-14-990-00	-	-	-	-	-	-	-	-	-
<b>Taxes, Insurance Premiums and Other Fees</b>		-	-	-	-	-	-	-	-	-
Taxes, Duties and Licenses	5021501001	-	-	-	-	-	25,165.96	62,903.55	-	-
Fidelity Bond Premiums	5021502000	20,250.00	-	-	-	20,250.00	-	9,750.00	-	-
Insurance Expenses	5021503000	-	-	-	-	-	(17,151.74)	3,284.90	17,151.74	-
Advertising Expenses	5029901000	-	-	-	-	-	-	84,045.40	-	-
Printing and Publication Expenses	5029902000	97,000.00	-	-	-	97,000.00	(97,000.00)	77,135.84	-	-
Representation Expenses	5029903000	686,120.88	-	-	-	686,120.88	(3,911,687.49)	610,366.59	3,279,425.61	-
Transportation and Delivery Expenses	5029904000	-	-	-	-	-	-	23,500.00	-	-
Rents - Buildings and Structures	5-02-99-050-01	35,000.00	-	-	-	35,000.00	(35,000.00)	-	-	-
Rents - Equipment	5029905004	246,400.68	-	-	-	246,400.68	(238,540.77)	858,732.48	4,504.89	-
Rent Expenses- Living Quarters (4B)	5-02-99-050-05	-	-	-	-	-	-	-	-	-
Reh/Lease Expenses	5-02-99-050-01	23,530.71	-	-	-	23,530.71	-	62,599.29	-	-
Membership Dues and Contributions to Organization	5029906000	-	-	-	-	-	-	8,000.00	-	-
Other Subscription Expenses	5029907099	8,750.00	-	-	-	8,750.00	144,079.00	135,857.15	-	-
Other Maintenance and Operating Expenses	5-02-99-990-00	9,000.00	-	-	-	9,000.00	-	20,647.19	-	-
Donations	5-02-99-080-00	113,385.305	-	-	-	113,385,305.28	4,494,972.05	106,249,368.60	26,394,877.49	-
<b>GRAND TOTAL</b>		<b>116,911,986.53</b>				<b>116,911,986.53</b>	<b>0.00</b>	<b>156,545,331.23</b>	<b>29,766,545.42</b>	

Recommending Approval:

  
**LUISA S. VALENCIA**  
 Director IV  
 Administrative, Financial and Management Services

Approved By:

  
**ATTY. WILTO D. VITRIOLO, CESO III**  
 Executive Director IV