

**STATEMENT OF APPROPRIATIONS, ALLOTMENTS, OBLIGATIONS, DISBURSEMENTS AND BALANCES**  
As of the Quarter Ending March 31, 2016

FAR No. 1

Department : Other Executive Office  
 Agency : Commission On Higher Education  
 Operating Unit :  
 Organization Code (UACS) : 26 004 00 00000  
 Funding Source Code (as clustered) : 01 1 01 101

X	Current Year Appropriations
	Supplemental Appropriations
	Continuing Appropriations

Particulars	UACS CODE	Appropriations			Allotments				Current Year Obligations					
		Authorized Appropriation	Adjustments (Transfer (To)/From, Realignment)	Adjusted Appropriations	Allotments Received	Adjustments (Withdrawal, Realignment)	Transfer To	Transfer From	Adjusted Total Allotments	1st Quarter Ending March 31	2nd Quarter Ending June 30	3rd Quarter Ending Sept. 30	4th Quarter Ending Dec. 31	Total
1	2	3	4	5=(3+4)	6	7	8	9	10=[(6+(-)7)-8+9]	11	12	13	14	15=(11+12+13+14)
Agency Specific Budget	1 01 101													
General Administration and Support		101,901,000.00	-	101,901,000.00	100,554,000.00	-	12,500.00	12,500.00	100,554,000.00	23,108,393.96	-	-	-	23,108,393.96
General Administration and Supervision	1 00 000000													
PAP	1 00 010000													
PS		35,086,000.00	-	35,086,000.00	33,739,000.00	-			33,739,000.00	8,034,000.04	-	-	-	8,034,000.04
MOOE		42,494,000.00	-	42,494,000.00	42,494,000.00	-	12,500.00	12,500.00	42,494,000.00	14,868,004.95	-	-	-	14,868,004.95
CO		24,321,000.00	-	24,321,000.00	24,321,000.00	-			24,321,000.00	206,388.97	-	-	-	206,388.97
Support to Operations	2 00 000000	7,867,000.00	-	7,867,000.00	7,867,000.00	-	64,540.00	64,540.00	7,867,000.00	2,022,182.89	-	-	-	2,022,182.89
Provision of Legal Services	2 00 010000													
PS		5,761,000.00	-	5,761,000.00	5,761,000.00	-			5,761,000.00	1,285,258.90	-	-	-	1,285,258.90
MOOE		2,106,000.00	-	2,106,000.00	2,106,000.00	-	64,540.00	64,540.00	2,106,000.00	736,923.99	-	-	-	736,923.99
CO			-			-					-	-	-	
Operations	3 00 000000	4,748,566,000.00	-	4,748,566,000.00	4,748,566,000.00	-	1,621,420.00	1,621,420.00	4,748,566,000.00	81,053,185.22	-	-	-	81,053,185.22
MFO 1 - Higher Education Education Services	3 01 000000	34,135,000.00	-	34,135,000.00	34,135,000.00	-	188,600.00	188,600.00	34,135,000.00	9,365,360.90	-	-	-	9,365,360.90
PAP 1 - Formulation of higher education plan and policies/priorities on research and planning for a systematic documentation, publication and dissemination of information on higher education	3 01 01 0000	17,712,000.00	-	17,712,000.00	17,712,000.00	-			17,712,000.00	4,829,715.44	-	-	-	4,829,715.44
PS		12,711,000.00	-	12,711,000.00	12,711,000.00	-			12,711,000.00	3,029,830.35	-	-	-	3,029,830.35
MOOE		5,001,000.00	-	5,001,000.00	5,001,000.00	-			5,001,000.00	1,799,885.09	-	-	-	1,799,885.09
CO			-			-					-	-	-	
PAP 2 - Development of strategies and schemes to establish linkages with international institutions of higher learning	3 01 020000	5,096,000.00	-	5,096,000.00	5,096,000.00	-	188,600.00	188,600.00	5,096,000.00	1,136,530.52	-	-	-	1,136,530.52
PS		3,101,000.00	-	3,101,000.00	3,101,000.00	-			3,101,000.00	707,756.50	-	-	-	707,756.50
MOOE		1,995,000.00	-	1,995,000.00	1,995,000.00	-	188,600.00	188,600.00	1,995,000.00	428,774.02	-	-	-	428,774.02
CO			-			-					-	-	-	
PAP 3 - Formulation of policies and guidelines on student affairs and provision of student services	3 01 030000	11,327,000.00	-	11,327,000.00	11,327,000.00	-			11,327,000.00	3,399,114.94	-	-	-	3,399,114.94
PS		7,926,000.00	-	7,926,000.00	7,926,000.00	-			7,926,000.00	2,110,871.21	-	-	-	2,110,871.21
MOOE		3,401,000.00	-	3,401,000.00	3,401,000.00	-			3,401,000.00	1,288,243.73	-	-	-	1,288,243.73
CO			-			-					-	-	-	


Particulars	UACS CODE	Appropriations			Allotments					Current Year Obligations				
		Authorized Appropriation	Adjustments (Transfer To/From, Realignment)	Adjusted Appropriations	Allotments Received	Adjustments (Withdrawal, Realignment)	Transfer To	Transfer From	Adjusted Total Allotments	1st Quarter Ending March 31	2nd Quarter Ending June 30	3rd Quarter Ending Sept. 30	4th Quarter Ending Dec. 31	Total
		3	4	5=(3+4)	6	7	8	9	10=[(6+(-)7)-8+9]	11	12	13	14	15=(11+12+13+14)
MFO 2 - Higher Education Development Services	3 02 000000	4,406,878,000.00	-	4,406,878,000.00	4,406,878,000.00	-	1,428,520.00	1,428,520.00	4,406,878,000.00	4,197,353.85	-	-	-	4,197,353.85
PAP 1 - Provision of assistance, incentives scholarship and grants.	3 02 020000	2,991,501,000.00	-	2,991,501,000.00	2,991,501,000.00	-	26,000.00	26,000.00	2,991,501,000.00	2,141,223.42	-	-	-	2,141,223.42
PS		1,566,000.00	-	1,566,000.00	1,566,000.00	-	-	-	1,566,000.00	246,520.50	-	-	-	246,520.50
MOOE		2,989,935,000.00	-	2,989,935,000.00	2,989,935,000.00	-	26,000.00	26,000.00	2,989,935,000.00	1,894,702.92	-	-	-	1,894,702.92
CO														
PAP 2 - Provision of scholarship to faculty members and HEI admin.	3 02 030000	1,415,377,000.00	-	1,415,377,000.00	1,415,377,000.00	-	1,402,520.00	1,402,520.00	1,415,377,000.00	2,056,130.43	-	-	-	2,056,130.43
PS														
MOOE		1,409,377,000.00	-	1,409,377,000.00	1,409,377,000.00	-	1,402,520.00	1,402,520.00	1,409,377,000.00	2,056,130.43	-	-	-	2,056,130.43
Fin Exp (if applicable)														
CO		6,000,000.00	-	6,000,000.00	6,000,000.00	-	-	-	6,000,000.00	-	-	-	-	-
MFO 3 - Supervision of the Higher Education Development Fund	3 03 000000	5,460,000.00	-	5,460,000.00	5,460,000.00	-	-	-	5,460,000.00	1,253,431.00	-	-	-	1,253,431.00
PAP 1 - Management of receipts and payments in relation to the Higher Education Development Plan	3 03 010000	5,460,000.00	-	5,460,000.00	5,460,000.00	-	-	-	5,460,000.00	1,253,431.00	-	-	-	1,253,431.00
PS		3,298,000.00	-	3,298,000.00	3,298,000.00	-	-	-	3,298,000.00	686,913.00	-	-	-	686,913.00
MOOE		2,162,000.00	-	2,162,000.00	2,162,000.00	-	-	-	2,162,000.00	566,518.00	-	-	-	566,518.00
CO														
MFO 4 - Higher Education Regulation Services	3 04 000000	302,093,000.00	-	302,093,000.00	302,093,000.00	-	4,300.00	4,300.00	302,093,000.00	66,237,039.47	-	-	-	66,237,039.47
PAP 1 - Monitoring and evaluation of performance of higher education programs and institutions and provision of appropriate incentives as well as imposition of sanctions	3 04 010000	231,180,000.00	-	231,180,000.00	231,180,000.00	-	4,300.00	4,300.00	231,180,000.00	54,967,489.63	-	-	-	54,967,489.63
PS		144,278,000.00	-	144,278,000.00	144,278,000.00	-	4,300.00	4,300.00	144,278,000.00	39,930,814.70	-	-	-	39,930,814.70
MOOE		84,849,000.00	-	84,849,000.00	84,849,000.00	-	-	-	84,849,000.00	15,036,674.93	-	-	-	15,036,674.93
CO		2,053,000.00	-	2,053,000.00	2,053,000.00	-	-	-	2,053,000.00	-	-	-	-	-
PAP 2 - Development of standards for higher education programs and inst.	3 04 020000	63,022,000.00	-	63,022,000.00	63,022,000.00	-	-	-	63,022,000.00	10,209,007.97	-	-	-	10,209,007.97
PS		20,979,000.00	-	20,979,000.00	20,979,000.00	-	-	-	20,979,000.00	4,920,983.87	-	-	-	4,920,983.87
MOOE		38,043,000.00	-	38,043,000.00	38,043,000.00	-	-	-	38,043,000.00	5,288,024.10	-	-	-	5,288,024.10
CO		4,000,000.00	-	4,000,000.00	4,000,000.00	-	-	-	4,000,000.00	-	-	-	-	-
PAP 3 - Development of standards for the Expanded Tertiary Education Equivalency Accred. Prog. (ETEEAP)	3 04 030000	4,386,000.00	-	4,386,000.00	4,386,000.00	-	-	-	4,386,000.00	913,158.18	-	-	-	913,158.18
PS		2,904,000.00	-	2,904,000.00	2,904,000.00	-	-	-	2,904,000.00	578,859.17	-	-	-	578,859.17
MOOE		1,482,000.00	-	1,482,000.00	1,482,000.00	-	-	-	1,482,000.00	334,299.01	-	-	-	334,299.01
CO														
PAP 4 - Ladderized Education Program	3 04 040000	3,505,000.00	-	3,505,000.00	3,505,000.00	-	-	-	3,505,000.00	147,383.69	-	-	-	147,383.69
PS		423,000.00	-	423,000.00	423,000.00	-	-	-	423,000.00	-	-	-	-	-
MOOE		3,082,000.00	-	3,082,000.00	3,082,000.00	-	-	-	3,082,000.00	147,383.69	-	-	-	147,383.69
CO														
Locally-Funded Project(s)	4 00 000000	777,500,000.00	-	777,500,000.00	777,500,000.00	-	161,450.00	161,450.00	777,500,000.00	19,373,756.81	-	-	-	19,373,756.81
Research and Scholarship Project	4 08 030001	763,000,000.00	-	763,000,000.00	763,000,000.00	-	161,450.00	161,450.00	763,000,000.00	19,373,756.81	-	-	-	19,373,756.81
PS														
MOOE		663,000,000.00	-	663,000,000.00	663,000,000.00	-	161,450.00	161,450.00	663,000,000.00	19,373,756.81	-	-	-	19,373,756.81
CO		100,000,000.00	-	100,000,000.00	100,000,000.00	-	-	-	100,000,000.00	-	-	-	-	-
PAMANA	4 08 030002	14,500,000.00	-	14,500,000.00	14,500,000.00	-	-	-	14,500,000.00	-	-	-	-	-
PS														
MOOE		14,500,000.00	-	14,500,000.00	14,500,000.00	-	-	-	14,500,000.00	-	-	-	-	-
CO														


Particulars	UACS CODE	Appropriations			Allotments					Current Year Obligations				
		Authorized Appropriation	Adjustments (Transfer To/From, Realignment)	Adjusted Appropriations	Allotments Received	Adjustments (Withdrawal, Realignment)	Transfer To	Transfer From	Adjusted Total Allotments	1st Quarter Ending March 31	2nd Quarter Ending June 30	3rd Quarter Ending Sept. 30	4th Quarter Ending Dec. 31	Total
		3	4	5=(3+4)	6	7	8	9	10=[(6+(-)7)-8+9]	11	12	13	14	15=(11+12+13+14)
<b>Sub-Total, Agency Specific Budget</b>		5,635,834,000.00	-	5,635,834,000.00	5,634,487,000.00	-	1,859,910.00	1,859,910.00	5,634,487,000.00	125,557,518.88	-	-	-	125,557,518.88
PS		238,033,000.00	-	238,033,000.00	236,686,000.00	-	4,300.00	4,300.00	236,686,000.00	61,531,808.24	-	-	-	61,531,808.24
MOOE		5,261,427,000.00	-	5,261,427,000.00	5,261,427,000.00	-	1,855,610.00	1,855,610.00	5,261,427,000.00	63,819,321.67	-	-	-	63,819,321.67
CO		136,374,000.00	-	136,374,000.00	136,374,000.00	-	-	-	136,374,000.00	206,388.97	-	-	-	206,388.97
<b>II. Automatic Appropriations</b>														
<i>RLIP</i>	1 04 102													
<i>General Administration and Support</i>		3,088,000.00	365,000.00	3,453,000.00	3,453,000.00	-	-	-	3,453,000.00	755,010.50	-	-	-	755,010.50
General Administration and Supervision	1 00 000000													
PAP	1 00 010000													
PS		3,088,000.00	365,000.00	3,453,000.00	3,453,000.00	-	-	-	3,453,000.00	755,010.50	-	-	-	755,010.50
<i>Support to Operations</i>	2 00 000000	537,000.00	69,000.00	606,000.00	606,000.00	-	-	-	606,000.00	139,441.20	-	-	-	139,441.20
Provision of Legal Services	2 00 010000													
PS		537,000.00	69,000.00	606,000.00	606,000.00	-	-	-	606,000.00	139,441.20	-	-	-	139,441.20
<i>Operations</i>	3 00 000000	18,713,000.00	1,648,519.00	20,361,519.00	20,361,519.00	-	-	-	20,361,519.00	5,282,284.97	-	-	-	5,282,284.97
MFO 1 - Higher Education Education Services	3 01 000000	2,259,000.00	219,000.00	2,478,000.00	2,478,000.00	-	-	-	2,478,000.00	620,058.46	-	-	-	620,058.46
PAP 1 - Formulation of higher education plan and policies/priorities on research and planning for a systematic documnetation, publication and dissemination of information on higher education	3 01 01 0000	1,207,000.00	114,000.00	1,321,000.00	1,321,000.00	-	-	-	1,321,000.00	326,707.78	-	-	-	326,707.78
PS		1,207,000.00	114,000.00	1,321,000.00	1,321,000.00	-	-	-	1,321,000.00	326,707.78	-	-	-	326,707.78
PAP 2 - Development of strategies and schemes to establish linkages with international institutions of higher learning	3 01 020000	282,000.00	34,000.00	316,000.00	316,000.00	-	-	-	316,000.00	70,571.28	-	-	-	70,571.28
PS		282,000.00	34,000.00	316,000.00	316,000.00	-	-	-	316,000.00	70,571.28	-	-	-	70,571.28
PAP 3 - Formulation of policies & guidelines on student affairs & provision of student services	3 01 030000	770,000.00	71,000.00	841,000.00	841,000.00	-	-	-	841,000.00	222,779.40	-	-	-	222,779.40
PS		770,000.00	71,000.00	841,000.00	841,000.00	-	-	-	841,000.00	222,779.40	-	-	-	222,779.40
MFO 2 - Higher Education Development Services	3 02 000000	159,000.00	-	159,000.00	159,000.00	-	-	-	159,000.00	14,316.48	-	-	-	14,316.48
PAP 1 - Provision of assistance, incentives scholarship and grants.	3 02 020000	159,000.00	-	159,000.00	159,000.00	-	-	-	159,000.00	14,316.48	-	-	-	14,316.48
PS		159,000.00	-	159,000.00	159,000.00	-	-	-	159,000.00	14,316.48	-	-	-	14,316.48
PAP 2 - Provision of scholarship to faculty members and HEI admin.	3 02 030000													
PS														
MFO 3 - Supervision of the Higher Education Development Fund	3 03 000000	317,000.00	25,000.00	342,000.00	342,000.00	-	-	-	342,000.00	74,342.70	-	-	-	74,342.70
PAP 1 - Management of receipts and payments in relation to the Higher Education Development Plan	3 03 010000	317,000.00	25,000.00	342,000.00	342,000.00	-	-	-	342,000.00	74,342.70	-	-	-	74,342.70
PS		317,000.00	25,000.00	342,000.00	342,000.00	-	-	-	342,000.00	74,342.70	-	-	-	74,342.70
MFO 4 - Higher Education Regulation Services	3 04 000000	15,978,000.00	1,404,519.00	17,382,519.00	17,382,519.00	-	-	-	17,382,519.00	4,573,567.33	-	-	-	4,573,567.33
PAP 1 - Monitoring and evaluation of performance of higher education programs and institutions and provision of appropriate incentives as well as imposition of sanctions	3 04 010000	13,821,000.00	1,108,519.00	14,929,519.00	14,929,519.00	-	-	-	14,929,519.00	4,098,990.37	-	-	-	4,098,990.37
PS		13,821,000.00	1,108,519.00	14,929,519.00	14,929,519.00	-	-	-	14,929,519.00	4,098,990.37	-	-	-	4,098,990.37
PAP 2 - Development of standards for higher education programs and inst.	3 04 020000	1,907,000.00	272,000.00	2,179,000.00	2,179,000.00	-	-	-	2,179,000.00	417,064.32	-	-	-	417,064.32
PS		1,907,000.00	272,000.00	2,179,000.00	2,179,000.00	-	-	-	2,179,000.00	417,064.32	-	-	-	417,064.32

Particulars	UACS CODE	Appropriations			Allotments					Current Year Obligations				
		Authorized Appropriation	Adjustments (Transfer (To)/From; Realignment)	Adjusted Appropriations	Allotments Received	Adjustments (Withdrawal; Realignment)	Transfer To	Transfer From	Adjusted Total Allotments	1st Quarter Ending March 31	2nd Quarter Ending June 30	3rd Quarter Ending Sept. 30	4th Quarter Ending Dec. 31	Total
		3	4	5=(3+4)	6	7	8	9	10=[(6+(-)7)-8+9]	11	12	13	14	15=(11+12+13+14)
PAP 3 - Development of standards for the Expanded Tertiary Education Equivalency Accred. Prog. (ETEEAP) PS	3 04 030000	208,000.00	22,000.00	230,000.00	230,000.00	-	-	-	230,000.00	57,512.64	-	-	-	57,512.64
PAP 4 - Laddered Education Program PS	3 04 040000	208,000.00 42,000.00	22,000.00 2,000.00	230,000.00 44,000.00	230,000.00 44,000.00	-	-	-	230,000.00 44,000.00	57,512.64	-	-	-	57,512.64
Sub-Total, Automatic Appropriations PS		22,338,000.00	2,082,519.00	24,420,519.00	24,420,519.00	-	-	-	24,420,519.00	6,176,736.67	-	-	-	6,176,736.67
MOOE Fin Exp. (if applicable) CO		22,338,000.00	2,082,519.00	24,420,519.00	24,420,519.00	-	-	-	24,420,519.00	6,176,736.67	-	-	-	6,176,736.67
<b>III. Special Purpose Fund (Please specify)</b>			18,959,986.00	18,959,986.00	18,959,986.00	-	-	-	18,959,986.00	4,943,745.78	-	-	-	4,943,745.78
<i>MPBF-PS</i>	1 01 406													
General Administration and Support General Administration and Supervision PAP	1 00 000000 1 00 010000		3,307,000.00	3,307,000.00	3,307,000.00	-	-	-	3,307,000.00	817,386.00	-	-	-	817,386.00
PS			3,307,000.00	3,307,000.00	3,307,000.00	-	-	-	3,307,000.00	817,386.00	-	-	-	817,386.00
Support to Operations Provision of Legal Services PS	2 00 000000 2 00 010000		624,000.00	624,000.00	624,000.00	-	-	-	624,000.00	143,754.00	-	-	-	143,754.00
PS			624,000.00	624,000.00	624,000.00	-	-	-	624,000.00	143,754.00	-	-	-	143,754.00
Operations MFO 1 - Higher Education Education Services PAP 1 - Formulation of higher education plan and policies/priorities on research and planning for a systematic documentation, publication and dissemination of information on higher education PS	3 00 000000 3 01 000000 3 01 01 0000		14,796,705.00 1,975,000.00 1,028,000.00	14,796,705.00 1,975,000.00 1,028,000.00	14,796,705.00 1,975,000.00 1,028,000.00	-	-	-	14,796,705.00 1,975,000.00 1,028,000.00	3,750,325.90 463,224.00 242,865.00	-	-	-	3,750,325.90 463,224.00 242,865.00
PS			1,975,000.00	1,975,000.00	1,975,000.00	-	-	-	1,975,000.00	463,224.00	-	-	-	463,224.00
PAP 2 - Development of strategies and schemes to establish linkages with international institutions of higher learning PS	3 01 020000		1,028,000.00 304,000.00	1,028,000.00 304,000.00	1,028,000.00 304,000.00	-	-	-	1,028,000.00 304,000.00	242,865.00 70,689.00	-	-	-	242,865.00 70,689.00
PS			304,000.00	304,000.00	304,000.00	-	-	-	304,000.00	70,689.00	-	-	-	70,689.00
PAP 3 - Formulation of policies and guidelines on student affairs and provision of student services PS	3 01 030000		643,000.00	643,000.00	643,000.00	-	-	-	643,000.00	149,670.00	-	-	-	149,670.00
PS			643,000.00	643,000.00	643,000.00	-	-	-	643,000.00	149,670.00	-	-	-	149,670.00
MFO 3 - Supervision of the Higher Education Development Fund PAP 1 - Management of receipts and payments in relation to the Higher Education Development Plan PS	3 03 000000 3 03 010000		229,000.00	229,000.00	229,000.00	-	-	-	229,000.00	52,728.00	-	-	-	52,728.00
PS			229,000.00	229,000.00	229,000.00	-	-	-	229,000.00	52,728.00	-	-	-	52,728.00
MFO 4 - Higher Education Regulation Services PAP 1 - Monitoring and evaluation of performance of higher education programs and institutions and provision of appropriate incentives as well as imposition of sanctions PS	3 04 000000 3 04 010000		12,592,705.00 9,915,705.00	12,592,705.00 9,915,705.00	12,592,705.00 9,915,705.00	-	-	-	12,592,705.00 9,915,705.00	3,234,373.90 2,740,234.90	-	-	-	3,234,373.90 2,740,234.90
PS			9,915,705.00	9,915,705.00	9,915,705.00	-	-	-	9,915,705.00	2,740,234.90	-	-	-	2,740,234.90

Particulars	UACS CODE	Appropriations			Allotments					Current Year Obligations				
		Authorized Appropriation	Adjustments (Transfer To/From, Realignment)	Adjusted Appropriations	Allotments Received	Adjustments (Withdrawal, Realignment)	Transfer To	Transfer From	Adjusted Total Allotments	1st Quarter Ending March 31	2nd Quarter Ending June 30	3rd Quarter Ending Sept. 30	4th Quarter Ending Dec. 31	Total
1	2	3	4	5=(3+4)	6	7	8	9	10=[(6+(-)7)-8+9]	11	12	13	14	15=(11+12+13+14)
PAP 2 - Development of standards for higher education programs and inst.	3 04 020000	-	2,458,000.00	2,458,000.00	2,458,000.00	-	-	-	2,458,000.00	443,682.00	-	-	-	443,682.00
PS		-	2,458,000.00	2,458,000.00	2,458,000.00	-	-	-	2,458,000.00	443,682.00	-	-	-	443,682.00
PAP 3 - Development of standards for the Expanded Tertiary Education Equivalency Accred. Prog. (ETEEAP)	3 04 030000	-	196,000.00	196,000.00	196,000.00	-	-	-	196,000.00	50,457.00	-	-	-	50,457.00
PS		-	196,000.00	196,000.00	196,000.00	-	-	-	196,000.00	50,457.00	-	-	-	50,457.00
PAP 4 - Laddered Education Program	3 04 040000	-	23,000.00	23,000.00	23,000.00	-	-	-	23,000.00	-	-	-	-	-
PS		-	23,000.00	23,000.00	23,000.00	-	-	-	23,000.00	-	-	-	-	-
Sub-Total, Miscellaneous Personnel Benefit Fund		-	18,727,705.00	18,727,705.00	18,727,705.00	-	-	-	18,727,705.00	4,711,465.90	-	-	-	4,711,465.90
PS		-	18,727,705.00	18,727,705.00	18,727,705.00	-	-	-	18,727,705.00	4,711,465.90	-	-	-	4,711,465.90
Pension and Grtuity Fund (PGF)		-	232,281.00	232,281.00	232,281.00	-	-	-	232,281.00	232,279.88	-	-	-	232,279.88
PGF-PS (Pension Benefits)	1 01 407	-	52,124.00	52,124.00	52,124.00	-	-	-	52,124.00	52,124.00	-	-	-	52,124.00
PGF-PS (Monetization)	1 03 401	-	180,157.00	180,157.00	180,157.00	-	-	-	180,157.00	180,155.88	-	-	-	180,155.88
Sub-Total, Special Purpose Fund		-	18,959,986.00	18,959,986.00	18,959,986.00	-	-	-	18,959,986.00	4,943,745.78	-	-	-	4,943,745.78
PS		-	18,959,986.00	18,959,986.00	18,959,986.00	-	-	-	18,959,986.00	4,943,745.78	-	-	-	4,943,745.78
<b>GRAND TOTAL</b>		<b>5,658,172,000.00</b>	<b>21,042,505.00</b>	<b>5,679,214,505.00</b>	<b>5,677,867,505.00</b>	<b>-</b>	<b>1,859,910.00</b>	<b>1,859,910.00</b>	<b>5,677,867,505.00</b>	<b>136,678,001.33</b>	<b>-</b>	<b>-</b>	<b>-</b>	<b>136,678,001.33</b>
PS		260,371,000.00	21,042,505.00	281,413,505.00	280,066,505.00	-	4,300.00	4,300.00	280,066,505.00	72,652,290.69	-	-	-	72,652,290.69
MOOE		5,261,427,000.00	-	5,261,427,000.00	5,261,427,000.00	-	1,855,610.00	1,855,610.00	5,261,427,000.00	63,819,321.67	-	-	-	63,819,321.67
CO		136,374,000.00	-	136,374,000.00	136,374,000.00	-	-	-	136,374,000.00	206,388.97	-	-	-	206,388.97
101 MFO 1		36,394,000.00	219,000.00	36,613,000.00	36,613,000.00	-	188,600.00	188,600.00	36,613,000.00	9,985,419.36	-	-	-	9,985,419.36
MFO 2		4,407,037,000.00	-	4,407,037,000.00	4,407,037,000.00	-	1,428,520.00	1,428,520.00	4,407,037,000.00	4,211,670.33	-	-	-	4,211,670.33
MFO 3		5,777,000.00	25,000.00	5,802,000.00	5,802,000.00	-	-	-	5,802,000.00	1,327,773.70	-	-	-	1,327,773.70
MFO 4		318,071,000.00	1,404,519.00	319,475,519.00	319,475,519.00	-	4,300.00	4,300.00	319,475,519.00	70,810,606.80	-	-	-	70,810,606.80
GASS		104,989,000.00	365,000.00	105,354,000.00	105,354,000.00	-	12,500.00	12,500.00	105,354,000.00	23,863,404.46	-	-	-	23,863,404.46
Support to Operations		8,404,000.00	69,000.00	8,473,000.00	8,473,000.00	-	64,540.00	64,540.00	8,473,000.00	2,161,624.09	-	-	-	2,161,624.09
Projects		777,500,000.00	-	777,500,000.00	777,500,000.00	-	161,450.00	161,450.00	777,500,000.00	19,373,756.81	-	-	-	19,373,756.81
Special Purpose		-	-	-	-	-	-	-	-	-	-	-	-	-
MPBF		-	18,727,705.00	18,727,705.00	18,727,705.00	-	-	-	18,727,705.00	4,711,465.90	-	-	-	4,711,465.90
PGF		-	232,281.00	232,281.00	232,281.00	-	-	-	232,281.00	232,279.88	-	-	-	232,279.88
Total		5,658,172,000.00	21,042,505.00	5,679,214,505.00	5,679,214,505.00	-	1,859,910.00	1,859,910.00	5,679,214,505.00	136,678,001.33	-	-	-	136,678,001.33

Certified Correct:

  
**VIOLETA B. GALO**  
 Chief Administrative Officer  
 Budget Officer

  
**MIRRIAM V. MIRANDA**  
 Chief Accountant  
 Accounting Division

Department : Other Executive Office  
 Agency : Commission On Higher Ed  
 Operating Unit :  
 Organization Code (UACS) : 26 004 00 00000  
 Funding Source Code (as clustered) : 01 1 01 101

X	Current Year Appropriations
	Supplemental Appropriations
	Continuing Appropriations

Particulars	Current Year Disbursements					Balances			
	1st Quarter	2nd Quarter	3rd Quarter	4th Quarter	Total	Unreleased Appropriations	Unobligated Allotment	Unpaid Obligations (15-20) = (23+24)	
	Ending March 31	Ending June 30	Ending Sept. 30	Ending Dec. 31				Due and Demandable	Not Yet Due and Demandable
1	16	17	18	19	20=(16+17+18+ 19)	21=(5-10)	22=(10-15)	23	24
<b>I. Agency Specific Budget</b>									
General Administration and Support	10,915,354.49	-	-	-	10,915,354.49	1,347,000.00	77,445,606.04	12,193,039.47	
General Administration and Supervision									
PAP									
PS	6,703,842.42	-	-	-	6,703,842.42	1,347,000.00	25,704,999.96	1,330,157.62	
MOOE	4,211,512.07	-	-	-	4,211,512.07	-	27,625,995.05	10,656,492.88	
CO	-	-	-	-	-	-	24,114,611.03	206,388.97	
Support to Operations	1,537,386.21	-	-	-	1,537,386.21	-	5,844,817.11	484,796.68	
Provision of Legal Services									
PS	1,278,258.90	-	-	-	1,278,258.90	-	4,475,741.10	7,000.00	
MOOE	259,127.31	-	-	-	259,127.31	-	1,369,076.01	477,796.68	
CO	-	-	-	-	-	-	-	-	
Operations	69,877,575.81	-	-	-	69,877,575.81	-	4,667,512,814.78	11,175,609.41	
MFO 1 - Higher Education Education Services	6,962,309.55	-	-	-	6,962,309.55	-	24,769,639.10	2,403,051.35	
PAP 1 - Formulation of higher education plan and policies/priorities on research and planning for a systematic documnetation, publication and dissemination of information on higher education	3,474,878.03	-	-	-	3,474,878.03	-	12,882,284.56	1,354,837.41	
PS	2,996,917.81	-	-	-	2,996,917.81	-	9,681,169.65	32,912.54	
MOOE	477,960.22	-	-	-	477,960.22	-	3,201,114.91	1,321,924.87	
CO	-	-	-	-	-	-	-	-	
PAP 2 - Development of strategies and schemes to establish linkages with international institutions of higher learning	1,019,506.00	-	-	-	1,019,506.00	-	3,959,469.48	117,024.52	
PS	701,256.50	-	-	-	701,256.50	-	2,393,243.50	6,500.00	
MOOE	318,249.50	-	-	-	318,249.50	-	1,566,225.98	110,524.52	
CO	-	-	-	-	-	-	-	-	
PAP 3 - Formulation of policies and guidelines on student affairs and provision of student services	2,467,925.52	-	-	-	2,467,925.52	-	7,927,885.06	931,189.42	
PS	2,093,271.21	-	-	-	2,093,271.21	-	5,815,128.79	17,600.00	
MOOE	374,654.31	-	-	-	374,654.31	-	2,112,756.27	913,589.42	
CO	-	-	-	-	-	-	-	-	

Particulars	Current Year Disbursements					Balances			
	1st Quarter	2nd Quarter	3rd Quarter	4th Quarter	Total	Unreleased Appropriations	Unobligated Allotment	Unpaid Obligations (15-20) = (23+24)	
	Ending March 31	Ending June 30	Ending Sept. 30	Ending Dec. 31				Due and Demandable	Not Yet Due and Demandable
1	16	17	18	19	20=(16+17+18+ 19)	21=(5-10)	22=(10-15)	23	24
MFO 2 - Higher Education Development Services	838,733.81	-	-	-	838,733.81	-	4,402,680,646.15	3,358,620.04	-
PAP 1 - Provision of assistance, incentives scholarship and grants.	265,575.54	-	-	-	265,575.54	-	2,989,359,776.58	1,875,647.88	-
PS	246,520.50	-	-	-	246,520.50	-	1,319,479.50	-	-
MOOE	19,055.04	-	-	-	19,055.04	-	2,988,040,297.08	1,875,647.88	-
CO	-	-	-	-	-	-	-	-	-
PAP 2 - Provision of scholarship to faculty members and HEI admin.	573,158.27	-	-	-	573,158.27	-	1,413,320,869.57	1,482,972.16	-
PS	-	-	-	-	-	-	-	-	-
MOOE	573,158.27	-	-	-	573,158.27	-	1,407,320,869.57	1,482,972.16	-
Fin Exp.(if applicable)	-	-	-	-	-	-	-	-	-
CO	-	-	-	-	-	-	6,000,000.00	-	-
MFO 3 - Supervision of the Higher Education Development Fund	865,713.73	-	-	-	865,713.73	-	4,206,569.00	387,717.27	-
PAP 1 - Management of receipts and payments in relation to the Higher Education Development Plan	865,713.73	-	-	-	865,713.73	-	4,206,569.00	387,717.27	-
PS	678,713.00	-	-	-	678,713.00	-	2,611,087.00	8,200.00	-
MOOE	187,000.73	-	-	-	187,000.73	-	1,595,482.00	379,517.27	-
CO	-	-	-	-	-	-	-	-	-
MFO 4 - Higher Education Regulation Services	61,210,818.72	-	-	-	61,210,818.72	-	235,855,960.53	5,026,220.75	-
PAP 1 - Monitoring and evaluation of performance of higher education programs and institutions and provision of appropriate incentives as well as imposition of sanctions	53,680,780.87	-	-	-	53,680,780.87	-	176,212,510.37	1,286,708.76	-
PS	38,891,322.48	-	-	-	38,891,322.48	-	104,347,185.30	1,039,492.22	-
MOOE	14,789,458.39	-	-	-	14,789,458.39	-	69,812,325.07	247,216.54	-
CO	-	-	-	-	-	-	2,053,000.00	-	-
PAP 2 - Development of standards for higher education programs and inst	6,739,789.66	-	-	-	6,739,789.66	-	52,812,992.03	3,469,218.31	-
PS	4,880,486.45	-	-	-	4,880,486.45	-	16,058,016.13	40,497.42	-
MOOE	1,859,303.21	-	-	-	1,859,303.21	-	32,754,975.90	3,428,720.89	-
CO	-	-	-	-	-	-	4,000,000.00	-	-
PAP 3 - Development of standards for the Expanded Tertiary Education Equivalency Accre. Prog. (ETEEAP)	642,864.50	-	-	-	642,864.50	-	3,472,841.82	270,293.68	-
PS	573,634.17	-	-	-	573,634.17	-	2,325,140.83	5,225.00	-
MOOE	69,230.33	-	-	-	69,230.33	-	1,147,700.99	265,068.68	-
CO	-	-	-	-	-	-	-	-	-
PAP 4 - Ladderized Education Program	147,383.69	-	-	-	147,383.69	-	3,357,616.31	-	-
PS	-	-	-	-	-	-	423,000.00	-	-
MOOE	147,383.69	-	-	-	147,383.69	-	2,934,616.31	-	-
CO	-	-	-	-	-	-	-	-	-
Locally-Funded Project(s)	2,739,757.39	-	-	-	2,739,757.39	-	758,126,243.19	16,633,999.42	-
Research and Scholarship Project	2,739,757.39	-	-	-	2,739,757.39	-	743,626,243.19	16,633,999.42	-
PS	-	-	-	-	-	-	-	-	-
MOOE	2,739,757.39	-	-	-	2,739,757.39	-	643,626,243.19	16,633,999.42	-
CO	-	-	-	-	-	-	100,000,000.00	-	-
PAMANA	-	-	-	-	-	-	14,500,000.00	-	-
PS	-	-	-	-	-	-	-	-	-
MOOE	-	-	-	-	-	-	14,500,000.00	-	-
CO	-	-	-	-	-	-	-	-	-


Particulars	Current Year Disbursements					Balances			
	1st Quarter	2nd Quarter	3rd Quarter	4th Quarter	Total	Unreleased Appropriations	Unobligated Allotment	Unpaid Obligations (15-20) = (23+24)	
	Ending March 31	Ending June 30	Ending Sept. 30	Ending Dec. 31				Due and Demandable	Not Yet Due and Demandable
	16	17	18	19	20=(16+17+18+19)	21=(5-10)	22=(10-15)	23	24
<b>Sub-Total, Agency Specific Budget</b>	<b>85,070,073.90</b>				<b>85,070,073.90</b>	<b>1,347,000.00</b>	<b>5,508,929,481.12</b>	<b>40,487,444.98</b>	
PS	59,044,223.44	-	-	-	59,044,223.44	1,347,000.00	175,154,191.76	2,487,584.80	
MOOE	26,025,850.46	-	-	-	26,025,850.46	-	5,197,607,678.33	37,793,471.21	
CO	-	-	-	-	-	-	136,167,611.03	206,388.97	
<b>I. Automatic Appropriations</b>									
<i>RLIP</i>									
<i>General Administration and Support</i>	<b>505,427.70</b>				<b>505,427.70</b>		<b>2,697,989.50</b>	<b>249,582.80</b>	
General Administration and Supervision									
PAP									
PS	505,427.70	-	-	-	505,427.70	-	2,697,989.50	249,582.80	
<i>Support to Operations</i>	<b>92,944.80</b>				<b>92,944.80</b>		<b>466,558.80</b>	<b>46,496.40</b>	
Provision of Legal Services									
PS	92,944.80	-	-	-	92,944.80	-	466,558.80	46,496.40	
<i>Operations</i>	<b>4,897,333.67</b>				<b>4,897,333.67</b>		<b>15,035,234.03</b>	<b>384,951.30</b>	
MFO 1 - Higher Education Education Services	413,181.16	-	-	-	413,181.16	-	1,857,941.54	206,877.30	
PAP 1 - Formulation of higher education plan and policies/priorities on research and planning for a systematic documentation, publication and dissemination of information on higher education	217,723.24	-	-	-	217,723.24	-	994,292.22	108,984.54	
PS	217,723.24	-	-	-	217,723.24	-	994,292.22	108,984.54	
PAP 2 - Development of strategies and schemes to establish linkages with international institutions of higher learning	46,991.76	-	-	-	46,991.76	-	245,428.72	23,579.52	
PS	46,991.76	-	-	-	46,991.76	-	245,428.72	23,579.52	
PAP 3 - Formulation of policies & guidelines on student affairs & provision of student services	148,466.16	-	-	-	148,466.16	-	618,220.60	74,313.24	
PS	148,466.16	-	-	-	148,466.16	-	618,220.60	74,313.24	
MFO 2 - Higher Education Development Services	14,316.48	-	-	-	14,316.48	-	144,683.52	-	
PAP 1 - Provision of assistance, incentives scholarship and grants.	14,316.48	-	-	-	14,316.48	-	144,683.52	-	
PS	14,316.48	-	-	-	14,316.48	-	144,683.52	-	
PAP 2 - Provision of scholarship to faculty members and HEI admin.									
PS									
MFO 3 - Supervision of the Higher Education Development Fund	51,078.30	-	-	-	51,078.30	-	267,657.30	23,264.40	
PAP 1 - Management of receipts and payments in relation to the Higher Education Development Plan	51,078.30	-	-	-	51,078.30	-	267,657.30	23,264.40	
PS	51,078.30	-	-	-	51,078.30	-	267,657.30	23,264.40	
MFO 4 - Higher Education Regulation Services	4,418,757.73	-	-	-	4,418,757.73	-	12,764,951.67	154,809.60	
PAP 1 - Monitoring and evaluation of performance of higher education programs and institutions and provision of appropriate incentives as well as imposition of sanctions	4,098,990.37	-	-	-	4,098,990.37	-	10,830,528.63	-	
PS	4,098,990.37	-	-	-	4,098,990.37	-	10,830,528.63	-	
PAP 2 - Development of standards for higher education programs and inst.	277,975.92	-	-	-	277,975.92	-	1,761,935.68	139,088.40	
PS	277,975.92	-	-	-	277,975.92	-	1,761,935.68	139,088.40	




Particulars	Current Year Disbursements					Balances			
	1st Quarter	2nd Quarter	3rd Quarter	4th Quarter	Total	Unreleased Appropriations	Unobligated Allotment	Unpaid Obligations (15-20) = (23+24)	
	Ending March 31	Ending June 30	Ending Sept. 30	Ending Dec. 31				Due and Demandable	Not Yet Due and Demandable
1	16	17	18	19	20=(16+17+18+ 19)	21=(5-10)	22=(10-15)	23	24
PAP 3 - Development of standards for the Expanded Tertiary Education Equivalency Accred. Prog. (ETEEAP)	41,791.44	-	-	-	41,791.44	-	172,487.36	15,721.20	-
PS	41,791.44	-	-	-	41,791.44	-	172,487.36	15,721.20	-
PAP 4 - Ladderized Education Program	-	-	-	-	-	-	-	-	-
PS	-	-	-	-	-	-	-	-	-
<b>Sub-Total, Automatic Appropriations</b>	<b>5,495,706.17</b>	-	-	-	<b>5,495,706.17</b>	-	<b>18,243,782.33</b>	<b>681,030.50</b>	-
PS	5,495,706.17	-	-	-	5,495,706.17	-	18,243,782.33	681,030.50	-
MOOE	-	-	-	-	-	-	-	-	-
Fin Exp. (if applicable)	-	-	-	-	-	-	-	-	-
CO	-	-	-	-	-	-	-	-	-
<b>II. Special Purpose Fund (Please specify)</b>	<b>4,561,969.94</b>	-	-	-	<b>4,561,969.94</b>	-	<b>14,016,240.22</b>	<b>381,775.84</b>	-
<b>MPBF-PS</b>									
General Administration and Support	756,427.56	-	-	-	756,427.56	-	2,489,614.00	60,958.44	-
General Administration and Supervision									
PAP									
PS	756,427.56	-	-	-	756,427.56	-	2,489,614.00	60,958.44	-
Support to Operations	130,816.14	-	-	-	130,816.14	-	480,246.00	12,937.86	-
Provision of Legal Services									
PS	130,816.14	-	-	-	130,816.14	-	480,246.00	12,937.86	-
Operations	3,442,446.36	-	-	-	3,442,446.36	-	11,023,379.10	307,879.54	-
MFO 1 - Higher Education Education Services	421,533.84	-	-	-	421,533.84	-	1,511,776.00	41,690.16	-
PAP 1 - Formulation of higher education plan and policies/priorities on research and planning for a systematic documentation, publication and dissemination of information on higher education	221,007.15	-	-	-	221,007.15	-	785,135.00	21,857.85	-
PS	221,007.15	-	-	-	221,007.15	-	785,135.00	21,857.85	-
PAP 2 - Development of strategies and schemes to establish linkages with international institutions of higher learning	64,326.99	-	-	-	64,326.99	-	233,311.00	6,362.01	-
PS	64,326.99	-	-	-	64,326.99	-	233,311.00	6,362.01	-
PAP 3 - Formulation of policies and guidelines on student affairs and provision of student services	136,199.70	-	-	-	136,199.70	-	493,330.00	13,470.30	-
PS	136,199.70	-	-	-	136,199.70	-	493,330.00	13,470.30	-
MFO 3 - Supervision of the Higher Education Development Fund	47,982.48	-	-	-	47,982.48	-	176,272.00	4,745.52	-
PAP 1 - Management of receipts and payments in relation to the Higher Education Development Plan	47,982.48	-	-	-	47,982.48	-	176,272.00	4,745.52	-
PS	47,982.48	-	-	-	47,982.48	-	176,272.00	4,745.52	-
MFO 4 - Higher Education Regulation Services	2,972,930.04	-	-	-	2,972,930.04	-	9,335,331.10	261,443.86	-
PAP 1 - Monitoring and evaluation of performance of higher education programs and institutions and provision of appropriate incentives as well as imposition of sanctions	2,513,863.23	-	-	-	2,513,863.23	-	7,175,470.10	226,371.67	-
PS	2,513,863.23	-	-	-	2,513,863.23	-	7,175,470.10	226,371.67	-

Particulars	Current Year Disbursements					Balances			
	1st Quarter	2nd Quarter	3rd Quarter	4th Quarter	Total	Unreleased Appropriations	Unobligated Allotment	Unpaid Obligations (15-20) = (23+24)	
	Ending March 31	Ending June 30	Ending Sept. 30	Ending Dec. 31				Due and Demandable	Not Yet Due and Demandable
1	16	17	18	19	20=(16+17+18+19)	21=(5-10)	22=(10-15)	23	24
PAP 2 - Development of standards for higher education programs and inst	413,150.94	-	-	-	413,150.94	-	2,014,318.00	30,531.06	-
PS	413,150.94	-	-	-	413,150.94	-	2,014,318.00	30,531.06	-
PAP 3 - Development of standards for the Expanded Tertiary Education Equivalency Accre. Prog. (ETEEAP)	45,915.87	-	-	-	45,915.87	-	145,543.00	4,541.13	-
PS	45,915.87	-	-	-	45,915.87	-	145,543.00	4,541.13	-
PAP 4 - Ladderized Education Program	-	-	-	-	-	-	-	-	-
PS	-	-	-	-	-	-	-	-	-
Sub-Total, Miscellaneous Personnel Benefit Fund	4,329,690.06	-	-	-	4,329,690.06	-	14,016,239.10	381,775.84	-
PS	4,329,690.06	-	-	-	4,329,690.06	-	14,016,239.10	381,775.84	-
Pension and Gratuity Fund (PGF)	232,279.88	-	-	-	232,279.88	-	1.12	-	-
PGF-PS (Pension Benefits)	52,124.00	-	-	-	52,124.00	-	-	-	-
PGF-PS (Monetization)	180,155.88	-	-	-	180,155.88	-	1.12	-	-
Sub-Total, Special Purpose Fund	4,561,969.94	-	-	-	4,561,969.94	-	14,016,240.22	381,775.84	-
PS	4,561,969.94	-	-	-	4,561,969.94	-	14,016,240.22	381,775.84	-
<b>GRAND TOTAL</b>	<b>95,127,750.01</b>	<b>-</b>	<b>-</b>	<b>-</b>	<b>95,127,750.01</b>	<b>1,347,000.00</b>	<b>5,405,021,892.64</b>	<b>41,550,251.32</b>	<b>-</b>
PS	69,101,899.55	-	-	-	69,101,899.55	1,347,000.00	207,414,214.31	3,550,391.14	-
MOOE	26,025,850.46	-	-	-	26,025,850.46	-	5,197,607,678.33	37,793,471.21	-
CO	-	-	-	-	-	-	136,167,611.03	206,388.97	-
101 MFO 1	7,375,490.71	-	-	-	7,375,490.71	-	26,627,580.64	2,609,928.65	-
MFO 2	853,050.29	-	-	-	853,050.29	-	4,402,825,329.67	3,358,620.04	-
MFO 3	916,792.03	-	-	-	916,792.03	-	4,474,226.30	410,981.67	-
MFO 4	65,629,576.45	-	-	-	65,629,576.45	-	248,664,912.20	5,181,030.35	-
GASS	11,420,782.19	-	-	-	11,420,782.19	-	81,490,595.54	12,442,622.27	-
Support to Operations	1,630,331.01	-	-	-	1,630,331.01	-	6,311,375.91	531,293.08	-
Projects	2,739,757.39	-	-	-	2,739,757.39	-	758,126,243.19	16,633,999.42	-
Special Purpose	-	-	-	-	-	-	-	-	-
MPBF	4,329,690.06	-	-	-	4,329,690.06	-	14,016,239.10	381,775.84	-
PGF	232,279.88	-	-	-	232,279.88	-	1.12	-	-
Total	95,127,750.01	-	-	-	95,127,750.01	-	5,542,536,503.67	41,550,251.32	-

Recommending Approval:

  
**LUISA S. VALENCIA**  
 Director IV  
 Administrative, Financial and Management Services

Approved By:

  
**ATTY. JULIO D. VITRIOLO, CE30 III**  
 Executive Director IV