

SUMMARY OF APPROPRIATIONS, ALLOTMENTS, OBLIGATIONS, DISBURSEMENTS AND BALANCES BY OBJECT OF EXPENDITURES
As of the Quarter Ending MARCH 31, 2016

FAR No. 1-A

Department : Other Executive Office
 Agency : Commission on Higher Education
 Operating Unit :
 Organization Code (UACS) : 26 004 00 00000
 Funding Source Code (as clustered) : 01 1 01 101
 (e.g. Old Fund Code: 101,102, 151)

	Current Year Appropriations
	Supplemental Appropriations
	Continuing Appropriations


Particulars	UACS CODE	Appropriations			Allotments				Current Year Obligations					
		Authorized Appropriation	Adjustments (Transfer To/From, Realignment)	Adjusted Appropriations	Allotments Received	Adjustments: (Withdrawal) Realignment	Transfer To	Transfer From	Adjusted Total Allotments	1st Quarter Ending March 31	2nd Quarter Ending June 30	3rd Quarter Ending Sept. 30	4th Quarter Ending Dec. 31	Total
1	2	3	4	5=(3+4)	6	7	8	9	10=[(6+(-)7)-8+9]	11	12	13	14	15=(11+12+13+14)
SUMMARY														
A. AGENCY SPECIFIC BUDGET														
Personnel Services		238,033,000.00	-	238,033,000.00	236,686,000.00	(0.00)	4,300.00	4,300.00	236,686,000.00	61,531,808.24	-	-	-	61,531,808.24
Salaries and Wages														
Basic Salary - Civilian	5010101001	186,145,000.00	-	186,145,000.00	186,145,000.00	(179,168.48)	2,150.00	2,150.00	185,965,831.52	53,531,886.10	-	-	-	53,531,886.10
Salaries and Wages - Contractual	5-01-01-020-00	-	-	-	-	-	-	-	-	-	-	-	-	-
Other Compensation														
PERA - Civilian	5010201001	11,712,000.00	-	11,712,000.00	11,712,000.00	-	-	-	11,712,000.00	3,002,870.96	-	-	-	3,002,870.96
Representation Allowance (RA)	5010202000	5,850,000.00	-	5,850,000.00	5,850,000.00	-	-	-	5,850,000.00	1,679,806.45	-	-	-	1,679,806.45
Transportation Allowance (TA)	5010203001	5,850,000.00	-	5,850,000.00	5,850,000.00	-	-	-	5,850,000.00	1,263,598.74	-	-	-	1,263,598.74
Clothing/Uniform Allowance - Civilian	5010204001	1,570,000.00	-	1,570,000.00	1,570,000.00	37,000.00	-	-	1,607,000.00	914,000.00	-	-	-	914,000.00
Quarters Allowance	5-01-02-070-01	870,000.00	-	870,000.00	870,000.00	-	-	-	870,000.00	7,500.00	-	-	-	7,500.00
Productivity Enhancement Incentive - Civilian	5010299012	2,440,000.00	-	2,440,000.00	2,440,000.00	(49,213.54)	-	-	2,390,786.46	-	-	-	-	-
Honoraria	5-01-02-100-01	722,000.00	-	722,000.00	722,000.00	-	-	-	722,000.00	38,400.00	-	-	-	38,400.00
Longevity Pay	5-01-02-120-01	-	-	-	-	52,213.54	-	-	52,213.54	62,213.54	-	-	-	62,213.54
Overtime Pay	5-01-02-130-01	-	-	-	-	74,168.48	-	-	74,168.48	74,168.48	-	-	-	74,168.48
Bonus - Civilian	5010214001	15,511,000.00	-	15,511,000.00	15,511,000.00	-	-	-	15,511,000.00	-	-	-	-	-
Cash Gift - Civilian	5010215001	2,440,000.00	-	2,440,000.00	2,440,000.00	-	-	-	2,440,000.00	-	-	-	-	-
Other Bonuses and Allowances	5-01-02-990-14	-	-	-	-	-	-	-	-	6,900.00	-	-	-	6,900.00
Personnel Benefit Contributions														
Pag-IBIG - Civilian	5010302001	586,000.00	-	586,000.00	586,000.00	-	400.00	400.00	586,000.00	195,101.75	-	-	-	195,101.75
PhilHealth - Civilian	5010303001	1,585,000.00	-	1,585,000.00	1,585,000.00	-	1,750.00	1,750.00	1,585,000.00	534,375.00	-	-	-	534,375.00
ECIP - Civilian	5010304001	586,000.00	-	586,000.00	586,000.00	-	-	-	586,000.00	152,300.00	-	-	-	152,300.00
Other Personnel Benefits														
Terminal Leave Benefits	5-01-04-030-01	1,347,000.00	-	1,347,000.00	-	-	-	-	-	-	-	-	-	-
Lump-sum for Step Increments - Length of Service	5010499010	465,000.00	-	465,000.00	465,000.00	-	-	-	465,000.00	7,015.00	-	-	-	7,015.00
Step Increment - Meritorious Performance		354,000.00	-	354,000.00	354,000.00	-	-	-	354,000.00	-	-	-	-	-
Other Personnel Benefits	5-01-04-990-99	-	-	-	-	65,000.00	-	-	65,000.00	51,672.22	-	-	-	51,672.22
Monetization		-	-	-	-	-	-	-	-	-	-	-	-	-
Other Personnel Benefits -Loyalty Pay (r2)	5-01-04-990-99	-	-	-	-	-	-	-	-	10,000.00	-	-	-	10,000.00
Collective Negotiation Agreement	5-01-02-990-11	-	-	-	-	-	-	-	-	-	-	-	-	-


Particulars	UACS CODE	Appropriations			Allotments					Current Year Obligations				
		Authorized Appropriation	Adjustments (Transfer To/From, Realignment)	Adjusted Appropriations	Allotments Received	Adjustments: (Withdrawal) Realignment	Transfer To	Transfer From	Adjusted Total Allotments	1st Quarter Ending March 31	2nd Quarter Ending June 30	3rd Quarter Ending Sept. 30	4th Quarter Ending Dec. 31	Total
1	2	3	4	5=(3+4)	6	7	8	9	10=[(6+(-)7)-8+9]	11	12	13	14	15=(11+12+13+14)
Maintenance & Other Operating Expenses		5,261,427,000.00	-	5,261,427,000.00	5,261,427,000.00	-	1,855,610.00	1,855,610.00	5,261,427,000.00	63,819,321.67	-	-	-	63,819,321.67
Traveling Expenses														
Travel Expenses-Local	5020101000	52,633,000.00	-	52,633,000.00	52,633,000.00	(716,334.67)	120,720.00	1,066,460.00	52,862,405.33	3,903,467.03	-	-	-	3,903,467.03
Travel Expenses-Foreign	5-02-01-020-00	5,125,000.00	-	5,125,000.00	5,125,000.00	(13,829.00)	-	-	5,111,171.00	2,318,630.10	-	-	-	2,318,630.10
Training and Scholarship Expenses														
Training Expenses	5020201000	15,660,000.00	-	15,660,000.00	15,660,000.00	(48,628.74)	-	-	15,611,371.26	728,405.00	-	-	-	728,405.00
Scholarship Grants/Expenses		200,379,000.00	-	200,379,000.00	200,379,000.00	-	-	-	200,379,000.00	-	-	-	-	-
Supplies & Materials Expenses														
Office Supplies Expenses	5020301000	22,967,000.00	-	22,967,000.00	22,967,000.00	(210,000.00)	31,000.00	-	22,726,000.00	3,695,909.33	-	-	-	3,695,909.33
Accountable Forms Expenses	5020302000	1,461,000.00	-	1,461,000.00	1,461,000.00	(30,000.00)	-	-	1,431,000.00	50,082.47	-	-	-	50,082.47
Food Expenses	5-02-03-050-00	-	-	-	-	-	-	-	-	8,964.72	-	-	-	8,964.72
Drugs and Medicines Expenses	5020307000	455,000.00	-	455,000.00	455,000.00	-	-	-	455,000.00	13,416.30	-	-	-	13,416.30
Fuel, Oil and Lubricants Expenses	5020309000	4,236,000.00	-	4,236,000.00	4,236,000.00	(12,243.66)	27,000.00	12,000.00	4,208,756.34	275,591.85	-	-	-	275,591.85
Other Supplies & Materials Expenses	5020399000	4,185,000.00	-	4,185,000.00	4,185,000.00	254,907.33	12,500.00	12,500.00	4,439,907.33	590,132.98	-	-	-	590,132.98
Utility Expenses														
Water Expenses	5020401000	7,497,000.00	-	7,497,000.00	7,497,000.00	(109,000.00)	-	-	7,388,000.00	300,359.22	-	-	-	300,359.22
Electricity Expenses	5020402000	18,618,000.00	-	18,618,000.00	18,618,000.00	-	-	-	18,618,000.00	2,327,408.24	-	-	-	2,327,408.24
Communication Expenses														
Postage and Courier Services	5020501000	961,000.00	-	961,000.00	961,000.00	73,224.92	-	-	1,034,224.92	219,715.92	-	-	-	219,715.92
Landline	5020502000	5,701,000.00	-	5,701,000.00	5,701,000.00	50,000.00	-	-	5,751,000.00	597,157.83	-	-	-	597,157.83
Mobile Expenses	5020502001	4,049,000.00	-	4,049,000.00	4,049,000.00	(73,224.92)	-	-	3,975,775.08	410,332.71	-	-	-	410,332.71
Internet Subscription Expenses	5020503000	5,457,000.00	-	5,457,000.00	5,457,000.00	(85,400.00)	-	-	5,371,600.00	408,279.65	-	-	-	408,279.65
Cable, Satellite, Telegraph and Radio Expenses	5-02-05-040-00	-	-	-	-	400.00	-	-	400.00	5,499.98	-	-	-	5,499.98
Membership Dues and Contributions to Organization	5029906000	20,000.00	-	20,000.00	20,000.00	(2,000.00)	-	-	18,000.00	-	-	-	-	-
Awards/Rewards Expenses	5-02-06-010-00	-	-	-	-	2,000.00	-	-	2,000.00	2,000.00	-	-	-	2,000.00
Extraordinary & Miscellaneous Expenses														
Extraordinary & Miscellaneous Expenses	5021003000	4,012,000.00	-	4,012,000.00	4,012,000.00	82,166.68	-	-	4,094,166.68	1,038,518.97	-	-	-	1,038,518.97
Professional Services														
Legal Services	5021101000	1,656,000.00	-	1,656,000.00	1,656,000.00	(3,500.00)	-	-	1,652,500.00	45,700.00	-	-	-	45,700.00
Auditing Services	5021102000	248,000.00	-	248,000.00	248,000.00	(3,000.00)	-	-	245,000.00	39,558.83	-	-	-	39,558.83
Consultancy Services	5-02-11-030-00	23,368,000.00	-	23,368,000.00	23,368,000.00	-	-	-	23,368,000.00	4,317,087.08	-	-	-	4,317,087.08
Other Professional Services	5021199000	117,236,000.00	-	117,236,000.00	117,236,000.00	(456,118.84)	2,400.00	2,400.00	116,779,881.16	23,373,065.53	-	-	-	23,373,065.53
Environment/Sanitary Services	5-02-12-010-00	-	-	-	-	-	-	-	-	-	-	-	-	-
General Services														
Janitorial Services	5021202000	4,704,000.00	-	4,704,000.00	4,704,000.00	166,190.43	2,400.00	-	4,867,790.43	3,678,144.83	-	-	-	3,678,144.83
Security Services	5021203000	8,277,000.00	-	8,277,000.00	8,277,000.00	667,556.85	-	-	8,944,556.85	7,421,717.37	-	-	-	7,421,717.37
Other General Services	5021299099	1,109,000.00	-	1,109,000.00	1,109,000.00	206,906.56	3,600.00	-	1,312,306.56	999,390.77	-	-	-	999,390.77
Repairs & Maintenance (Specify object)														
RM - Buildings & Other Structures	5-02-13-040-01	50,000.00	-	50,000.00	50,000.00	410,690.88	-	-	460,690.88	170,572.09	-	-	-	170,572.09
RM - Investment Property	5021301000	800,000.00	-	800,000.00	800,000.00	16,880.00	-	-	816,880.00	-	-	-	-	-
RM - Machinery & Equipment	5-02-13-050-01	100,000.00	-	100,000.00	100,000.00	115,889.75	-	-	215,889.75	46,279.75	-	-	-	46,279.75
Office Equipment	5021305002	810,000.00	-	810,000.00	810,000.00	50,000.00	-	-	860,000.00	14,342.00	-	-	-	14,342.00
RM - IT Equipment and Software	5021305003	402,000.00	-	402,000.00	402,000.00	-	-	-	402,000.00	-	-	-	-	-
RM - Motor Vehicle	5021306001	4,839,000.00	-	4,839,000.00	4,839,000.00	(800,580.63)	-	-	4,038,419.37	459,611.16	-	-	-	459,611.16
RM - Furniture & Fixtures	5-02-13-070-00	210,000.00	-	210,000.00	210,000.00	163,978.75	-	-	373,978.75	237,010.75	-	-	-	237,010.75
RM - Other Property, Plant & Equipment	5-02-13-990-99	500,000.00	-	500,000.00	500,000.00	50,000.00	-	-	550,000.00	-	-	-	-	-
Subsidies - Others	5-02-14-990-00	-	-	-	-	-	-	-	-	-	-	-	-	-

Particulars	UACS CODE	Appropriations			Allotments					Current Year Obligations				
		Authorized Appropriation	Adjustments (Transfer (To)/From, Realignment)	Adjusted Appropriations	Allotments Received	Adjustments: (Withdrawal) Realignment	Transfer To	Transfer From	Adjusted Total Allotments	1st Quarter Ending March 31	2nd Quarter Ending June 30	3rd Quarter Ending Sept. 30	4th Quarter Ending Dec. 31	Total
1	2	3	4	5=(3+4)	6	7	8	9	10=[(6+(-)7)-8+9]	11	12	13	14	15=(11+12+13+14)
Taxes, Insurance Premiums and Other Fees														
Taxes, Duties and Licenses	5021501001	1,334,000.00	-	1,334,000.00	1,334,000.00	(45,000.00)	-	-	1,289,000.00	61,239.85	-	-	-	61,239.85
Fidelity Bond Premiums	5021502000	95,000.00	-	95,000.00	95,000.00	67,500.00	-	-	162,500.00	82,470.00	-	-	-	82,470.00
Insurance Expenses	5021503000	259,000.00	-	259,000.00	259,000.00	46,312.80	-	-	305,312.80	325,225.96	-	-	-	325,225.96
Advertising Expenses	5029901000	3,070,000.00	-	3,070,000.00	3,070,000.00	-	-	-	3,070,000.00	118,852.32	-	-	-	118,852.32
Printing and Publication Expenses	5029902000	14,691,000.00	-	14,691,000.00	14,691,000.00	(20,000.00)	-	-	14,671,000.00	46,830.10	-	-	-	46,830.10
Representation Expenses	5029903000	13,108,000.00	-	13,108,000.00	13,108,000.00	405,844.20	1,655,990.00	507,950.00	12,365,804.20	2,092,499.10	-	-	-	2,092,499.10
Transportation and Delivery Expenses	5029904000	501,000.00	-	501,000.00	501,000.00	-	-	-	501,000.00	1,432.50	-	-	-	1,432.50
Rents - Buildings and Structures	5-02-99-050-01	-	-	-	-	499,500.00	-	-	499,500.00	499,500.00	-	-	-	499,500.00
Rents - Equipment	5029905004	14,077,000.00	-	14,077,000.00	14,077,000.00	(894,061.43)	-	-	13,182,938.57	242,076.38	-	-	-	242,076.38
Rent Expenses- Living Quarters (4B)	5-02-99-050-05	-	-	-	-	-	-	-	-	7,500.00	-	-	-	7,500.00
Rent/Lease Expenses	5-02-99-050-01	-	-	-	-	40,000.00	-	-	40,000.00	40,000.00	-	-	-	40,000.00
Membership Dues and Contributions to Organization	5029906000	180,000.00	-	180,000.00	180,000.00	8,000.00	-	-	188,000.00	43,600.00	-	-	-	43,600.00
Other Subscription Expenses	5029907099	706,000.00	-	706,000.00	706,000.00	(7,101.93)	-	-	698,898.07	36,097.00	-	-	-	36,097.00
Other Maintenance and Operating Expenses	5-02-99-990-00	-	-	-	-	589,231.67	-	228,300.00	817,531.67	564,737.27	-	-	-	564,737.27
Donations	5-02-99-080-00	4,695,681,000.00	-	4,695,681,000.00	4,695,681,000.00	(437,157)	-	26,000	4,695,269,843.00	1,875,648	-	-	-	1,875,647.88
Capital Outlays		136,374,000.00		136,374,000.00	136,374,000.00				136,374,000.00	206,388.97				206,388.97
Buildings	5-06-04-040-01	13,053,000.00	-	13,053,000.00	13,053,000.00	-	-	-	13,053,000.00	206,388.97	-	-	-	206,388.97
Other Structures	5-06-04-040-99	3,000,000.00	-	3,000,000.00	3,000,000.00	-	-	-	3,000,000.00	-	-	-	-	-
Information & Communication Technology Equipment	5-06-04-050-03	59,949,000.00	-	59,949,000.00	59,949,000.00	-	-	-	59,949,000.00	-	-	-	-	-
Medical Equipment	5-06-04-050-11	50,000,000.00	-	50,000,000.00	50,000,000.00	-	-	-	50,000,000.00	-	-	-	-	-
Motor Vehicles	5-06-04-060-01	6,000,000.00	-	6,000,000.00	6,000,000.00	-	-	-	6,000,000.00	-	-	-	-	-
Furniture & Fixtures	5-06-04-070-01	1,963,000.00	-	1,963,000.00	1,963,000.00	-	-	-	1,963,000.00	-	-	-	-	-
Computer Software	5-06-06-020-00	2,409,000.00	-	2,409,000.00	2,409,000.00	-	-	-	2,409,000.00	-	-	-	-	-
B. AUTOMATIC APPROPRIATIONS														
Life and Retirement Insurance Contributions	5010301000	22,338,000.00	2,082,519.00	24,420,519.00	24,420,519.00	-	-	-	24,420,519.00	6,176,736.67	-	-	-	6,176,736.67
C. SPECIAL PURPOSE FUNDS														
Miscellaneous Personnel Benefits Fund			18,727,705.00	18,727,705.00	18,727,705.00	-	-	-	18,727,705.00	4,711,465.90	-	-	-	4,711,465.90
PS			18,727,705.00	18,727,705.00	18,727,705.00	-	-	-	18,727,705.00	4,711,465.90	-	-	-	4,711,465.90
Salaries and Wages														
Basic Salary - Civilian	5010101001	-	18,455,664.00	18,455,664.00	18,455,664.00	-	-	-	18,455,664.00	4,485,574.43	-	-	-	4,485,574.43
Personnel Economic Relief Allowance (PERA)	5-01-02-010-00	-	-	-	-	-	-	-	-	78,000.00	-	-	-	78,000.00
Representation Allowance (RA)	5-01-02-020-00	-	-	-	-	-	-	-	-	87,000.00	-	-	-	87,000.00
Transportation Allowance (TA)	5-01-02-030-01	-	-	-	-	-	-	-	-	38,466.47	-	-	-	38,466.47
Bonus - Civilian	5010214001	-	260,972.00	260,972.00	260,972.00	-	-	-	260,972.00	-	-	-	-	-
Cash Gift	5-01-02-150-01	-	-	-	-	-	-	-	-	-	-	-	-	-
Other Bonuses and Allowances	5-01-02-990-14	-	-	-	-	-	-	-	-	-	-	-	-	-
Personnel Benefit Contributions														
Retirement and Life Insurance Premiums	5-01-03-010-00	-	-	-	-	-	-	-	-	-	-	-	-	-
Pag-ibig Contributions	5-01-03-020-01	-	750.00	750.00	750.00	-	-	-	750.00	3,900.00	-	-	-	3,900.00
PhilHealth - Civilian	5010303001	-	2,600.00	2,600.00	2,600.00	-	-	-	2,600.00	14,287.50	-	-	-	14,287.50
Employees Compensation Insurance Premiums	5-01-03-040-01	-	-	-	-	-	-	-	-	3,900.00	-	-	-	3,900.00
Lump-sum for Step Increments - Length of Service	5010499010	-	7,719.00	7,719.00	7,719.00	-	-	-	7,719.00	337.50	-	-	-	337.50
Other Personnel Benefits - PE PEI	5-01-02-990-12	-	-	-	-	-	-	-	-	-	-	-	-	-

Particulars	UACS CODE	Appropriations			Allotments					Current Year Obligations				
		Authorized Appropriation	Adjustments (Transfer To)/From, Realignment	Adjusted Appropriations	Allotments Received	Adjustments: (Withdrawal) Realignment	Transfer To	Transfer From	Adjusted Total Allotments	1st Quarter Ending March 31	2nd Quarter Ending June 30	3rd Quarter Ending Sept. 30	4th Quarter Ending Dec. 31	Total
1	2	3	4	5=(3+4)	6	7	8	9	10=[(6+(-7)-8+9)]	11	12	13	14	15=(11+12+13+14)
Pension and Gratuity Fund		-	232,281.00	232,281.00	232,281.00	-	-	-	232,281.00	232,279.88	-	-	-	232,279.88
Terminal Leave Benefits	5-01-04-030-01	-	52,124.00	52,124.00	52,124.00	-	-	-	52,124.00	52,124.00	-	-	-	52,124.00
Monetization	5-01-04-990-99	-	180,157.00	180,157.00	180,157.00	-	-	-	180,157.00	180,155.88	-	-	-	180,155.88
GRAND TOTAL		5,658,172,000.00	21,042,505.00	5,679,214,505.00	5,677,867,505.00	(0.00)	1,859,910.00	-1,859,910.00	5,677,867,505.00	136,678,001.33	-	-	-	136,678,001.33

Certified Correct:


VIOLETA B. GALO
 Chief Administrative Officer
 Budget Officer


MIRIAM V. MIRANDA
 Chief Accountant
 Accounting Division

Department : Other Executive Office
 Agency : Commission on Higher Education
 Operating Unit :
 Organization Code (UACS) : 26 004 00 00000
 Funding Source Code (as clustered) : 01 1 01 101
 (e.g. Old Fund Code: 101,102, 151)

	Current Year Appropriations
	Supplemental Appropriations
	Continuing Appropriations

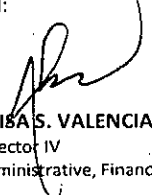
Particulars	UACS CODE	Current Year Disbursements					Balances			
		1st Quarter	2nd Quarter	3rd Quarter	4th Quarter	Total	Unreleased Appropriations	Unobligated Allotment	Unpaid Obligations (15-20) = (23+24)	
		Ending March 31	Ending June 30	Ending Sept. 30	Ending Dec. 31				Due and Demandable	Not Yet Due and Demandable
1	2	16	17	18	19	20=(16+17+18+19)	21=(5-10)	22=(10-15)	23	24
SUMMARY										
A. AGENCY SPECIFIC BUDGET										
Personnel Services		59,044,223.44	-	-	-	59,044,223.44	1,347,000.00	175,154,191.76	2,487,584.80	-
Salaries and Wages										
Basic Salary - Civilian	5010101001	51,175,343.94	-	-	-	51,175,343.94	179,168.48	132,433,945.42	2,356,542.16	-
Salaries and Wages - Contractual	5-01-01-020-00	-	-	-	-	-	-	-	-	-
Other Compensation										
PERA - Civilian	5010201001	2,956,870.96	-	-	-	2,956,870.96	-	8,709,129.04	46,000.00	-
Representation Allowance (RA)	5010202000	1,655,806.45	-	-	-	1,655,806.45	-	4,170,193.55	24,000.00	-
Transportation Allowance (TA)	5010203001	1,251,742.71	-	-	-	1,251,742.71	-	4,586,401.26	11,856.03	-
Clothing/Uniform Allowance - Civilian	5010204001	914,000.00	-	-	-	914,000.00	(37,000.00)	693,000.00	-	-
Quarters Allowance	5-01-02-070-01	7,500.00	-	-	-	7,500.00	-	862,500.00	-	-
Productivity Enhancement Incentive - Civilian	5010299012	-	-	-	-	-	49,213.54	2,390,786.46	-	-
Honoraria	5-01-02-100-01	38,400.00	-	-	-	38,400.00	-	683,600.00	-	-
Longevity Pay	5-01-02-120-01	62,213.54	-	-	-	62,213.54	(52,213.54)	(10,000.00)	-	-
Overtime Pay	5-01-02-130-01	59,569.37	-	-	-	59,569.37	(74,168.48)	(0.00)	14,599.11	-
Bonus - Civilian	5010214001	-	-	-	-	-	-	15,511,000.00	-	-
Cash Gift - Civilian	5010215001	-	-	-	-	-	-	2,440,000.00	-	-
Other Bonuses and Allowances	5-01-02-990-14	6,900.00	-	-	-	6,900.00	-	(6,900.00)	-	-
Personnel Benefit Contributions										
Pag-BIG - Civilian	5010302001	193,501.75	-	-	-	193,501.75	-	390,898.25	1,600.00	-
PhilHealth - Civilian	5010303001	521,287.50	-	-	-	521,287.50	-	1,050,625.00	13,087.50	-
ECIP - Civilian	5010304001	132,400.00	-	-	-	132,400.00	-	433,700.00	19,900.00	-
Other Personnel Benefits										
Terminal Leave Benefits	5-01-04-030-01	-	-	-	-	-	1,347,000.00	-	-	-
Lump-sum for Step increments - Length of Service	5010499010	7,015.00	-	-	-	7,015.00	-	457,985.00	-	-
Step Increment - Meritorious Performance	-	-	-	-	-	-	-	354,000.00	-	-
Other Personnel Benefits	5-01-04-990-99	51,672.22	-	-	-	51,672.22	(65,000.00)	13,327.78	-	-
Monetization	-	-	-	-	-	-	-	-	-	-
Other Personnel Benefits -Loyalty Pay (r2)	5-01-04-990-99	10,000.00	-	-	-	10,000.00	-	(10,000.00)	-	-
Collective Negotiation Agreement	5-01-02-990-11	-	-	-	-	-	-	-	-	-

Particulars	UACS CODE	Current Year Disbursements					Balances			
		1st Quarter	2nd Quarter	3rd Quarter	4th Quarter	Total	Unreleased Appropriations	Unobligated Allotment	Unpaid Obligations (15-20) = (23+24)	
		Ending March 31	Ending June 30	Ending Sept. 30	Ending Dec. 31				Due and Demandable	Not Yet Due and Demandable
1	2	16	17	18	19	20=(16+17+18+19)	21=(5-10)	22=(10-15)	23	24
Maintenance & Other Operating Expenses		26,025,850.46	-	-	-	26,025,850.46	0.00	5,197,607,678.33	37,793,471.21	-
Traveling Expenses										
Travel Expenses-Local	5020101000	3,780,848.11	-	-	-	3,780,848.11	(229,405.33)	48,958,938.30	122,618.92	-
Travel Expenses-Foreign	5-02-01-020-00	1,953,171.78	-	-	-	1,953,171.78	13,829.00	2,792,540.90	365,458.32	-
Training and Scholarship Expenses										
Training Expenses	5020201000	710,720.00	-	-	-	710,720.00	48,628.74	14,882,966.26	17,685.00	-
Scholarship Grants/Expenses		-	-	-	-	-	-	200,379,000.00	-	-
Supplies & Materials Expenses										
Office Supplies Expenses	5020301000	3,691,169.99	-	-	-	3,691,169.99	241,000.00	19,030,090.67	4,739.34	-
Accountable Forms Expenses	5020302000	50,082.47	-	-	-	50,082.47	30,000.00	1,380,917.53	-	-
Food Expenses	5-02-03-050-00	8,964.72	-	-	-	8,964.72	-	(8,964.72)	-	-
Drugs and Medicines Expenses	5020307000	13,416.30	-	-	-	13,416.30	-	441,583.70	-	-
Fuel, Oil and Lubricants Expenses	5020309000	266,403.44	-	-	-	266,403.44	27,243.66	3,933,164.49	9,188.41	-
Other Supplies & Materials Expenses	5020399000	563,161.98	-	-	-	563,161.98	(254,907.33)	3,849,774.35	26,971.00	-
Utility Expenses										
Water Expenses	5020401000	283,139.22	-	-	-	283,139.22	109,000.00	7,087,640.78	17,220.00	-
Electricity Expenses	5020402000	1,696,004.77	-	-	-	1,696,004.77	-	16,290,591.76	631,403.47	-
Communication Expenses										
Postage and Courier Services	5020501000	217,004.15	-	-	-	217,004.15	(73,224.92)	814,509.00	2,711.77	-
Landline	5020502002	577,827.94	-	-	-	577,827.94	(50,000.00)	5,153,842.17	19,329.89	-
Mobile Expenses	5020502001	344,148.95	-	-	-	344,148.95	73,224.92	3,565,442.37	66,183.76	-
Internet Subscription Expenses	5020503000	406,442.21	-	-	-	406,442.21	85,400.00	4,963,320.35	1,837.44	-
Cable, Satellite, Telegraph and Radio Expenses	5-02-05-040-00	5,499.98	-	-	-	5,499.98	(400.00)	(5,099.98)	-	-
Membership Dues and Contributions to Organizations	5029906000	-	-	-	-	-	2,000.00	18,000.00	-	-
Awards/Rewards Expenses	5-02-06-010-00	2,000.00	-	-	-	2,000.00	(2,000.00)	-	-	-
Extraordinary & Miscellaneous Expenses										
Extraordinary & Miscellaneous Expenses	5021003000	1,038,518.97	-	-	-	1,038,518.97	(82,166.68)	3,055,647.71	-	-
Professional Services										
Legal Services	5021101000	44,200.00	-	-	-	44,200.00	3,500.00	1,606,800.00	1,500.00	-
Auditing Services	5021102000	39,318.83	-	-	-	39,318.83	3,000.00	205,441.17	240.00	-
Consultancy Services	5-02-11-030-00	765,573.00	-	-	-	765,573.00	-	19,050,912.92	3,551,514.08	-
Other Professional Services	5021199000	2,251,410.54	-	-	-	2,251,410.54	456,118.84	93,406,815.63	21,121,654.99	-
Environment/Sanitary Services	5-02-12-010-00	-	-	-	-	-	-	-	-	-
General Services										
Janitorial Services	5021202000	138,359.87	-	-	-	138,359.87	(163,790.43)	1,189,645.60	3,539,784.96	-
Security Services	5021203000	2,103,014.18	-	-	-	2,103,014.18	(667,556.85)	1,522,839.48	5,318,703.19	-
Other General Services	5021299099	969,270.77	-	-	-	969,270.77	(203,306.56)	312,915.79	30,120.00	-
Repairs & Maintenance (Specify object)										
RM - Buildings & Other Structures	5-02-13-040-01	170,572.09	-	-	-	170,572.09	(410,630.88)	290,118.79	-	-
RM - Investment Property	5021301000	-	-	-	-	-	(16,880.00)	816,880.00	-	-
RM - Machinery & Equipment	5-02-13-050-01	45,995.21	-	-	-	45,995.21	(115,889.75)	169,610.00	284.54	-
Office Equipment	5021305002	14,342.00	-	-	-	14,342.00	(50,000.00)	845,658.00	-	-
RM - IT Equipment and Software	5021305003	-	-	-	-	-	-	402,000.00	-	-
RM - Motor Vehicle	5021306001	390,162.71	-	-	-	390,162.71	800,580.63	3,578,808.21	69,448.45	-
RM - Furniture & Fixtures	5-02-13-070-00	23,439.81	-	-	-	23,439.81	(163,978.75)	136,968.00	213,570.94	-
RM - Other Property, Plant & Equipment	5-02-13-990-99	-	-	-	-	-	(50,000.00)	550,000.00	-	-
Subsidies - Others	5-02-14-990-00	-	-	-	-	-	-	-	-	-


Particulars	UACS CODE	Current Year Disbursements					Balances			
		1st Quarter	2nd Quarter	3rd Quarter	4th Quarter	Total	Unreleased Appropriations	Unobligated Allotment	Unpaid Obligations (15-20) = (23+24)	
		Ending March 31	Ending June 30	Ending Sept. 30	Ending Dec. 31				Due and Demandable	Not Yet Due and Demandable
1	2	16	17	18	19	20=(16+17+18+19)	21=(5-10)	22=(10-15)	23	24
Taxes, Insurance Premiums and Other Fees										
Taxes, Duties and Licenses	5021501001	61,239.85	-	-	-	61,239.85	45,000.00	1,227,760.15	-	-
Fidelity Bond Premiums	5021502000	82,470.00	-	-	-	82,470.00	(67,500.00)	80,030.00	-	-
Insurance Expenses	5021503000	325,225.96	-	-	-	325,225.96	(46,312.80)	(19,913.16)	-	-
Advertising Expenses	5029901000	2,640.00	-	-	-	2,640.00	-	2,951,147.68	116,212.32	-
Printing and Publication Expenses	5029902000	46,830.10	-	-	-	46,830.10	20,000.00	14,624,169.90	-	-
Representation Expenses	5029903000	1,571,998.53	-	-	-	1,571,998.53	742,195.80	10,273,305.10	520,600.57	-
Transportation and Delivery Expenses	5029904000	1,432.50	-	-	-	1,432.50	-	499,567.50	-	-
Rents - Buildings and Structures	5-02-99-050-01	499,500.00	-	-	-	499,500.00	(499,500.00)	-	-	-
Rents - Equipment	5029905004	238,985.14	-	-	-	238,985.14	894,051.43	12,940,852.19	3,091.24	-
Rent Expenses- Living Quarters (4B)	5-02-99-050-05	7,500.00	-	-	-	7,500.00	-	(7,500.00)	-	-
Rent/Lease Expenses	5-02-99-050-01	40,000.00	-	-	-	40,000.00	(40,000.00)	-	-	-
Membership Dues and Contributions to Organization	5029906000	43,600.00	-	-	-	43,600.00	(8,000.00)	144,400.00	-	-
Other Subscription Expenses	5029907099	36,097.00	-	-	-	36,097.00	7,101.93	662,801.07	-	-
Other Maintenance and Operating Expenses	5-02-99-990-00	418,886.54	-	-	-	418,886.54	(817,531.67)	252,794.40	145,850.73	-
Donations	5-02-99-090-00	-	-	-	-	-	411,157.00	4,693,394,195.12	1,875,647.88	-
Capital Outlays								136,167,611.03	206,388.97	
Buildings	5-06-04-040-01	-	-	-	-	-	-	12,846,611.03	206,388.97	
Other Structures	5-06-04-040-99	-	-	-	-	-	-	3,000,000.00	-	
Information & Communication Technology Equipment	5-06-04-050-03	-	-	-	-	-	-	59,949,000.00	-	
Medical Equipment	5-06-04-050-11	-	-	-	-	-	-	50,000,000.00	-	
Motor Vehicles	5-06-04-060-01	-	-	-	-	-	-	6,000,000.00	-	
Furniture & Fixtures	5-06-04-070-01	-	-	-	-	-	-	1,963,000.00	-	
Computer Software	5-06-06-020-00	-	-	-	-	-	-	2,409,000.00	-	
3. AUTOMATIC APPROPRIATIONS										
Life and Retirement Insurance Contributions	5010301000	5,495,706.17	-	-	-	5,495,706.17	-	18,243,782.33	681,030.50	
3. SPECIAL PURPOSE FUNDS										
Miscellaneous Personnel Benefits Fund		4,329,690.06	-	-	-	4,329,690.06	-	14,016,239.10	381,775.84	
PS		4,329,690.06	-	-	-	4,329,690.06	-	14,016,239.10	381,775.84	
Salaries and Wages										
Basic Salary - Civilian	5010101001	4,104,135.89	-	-	-	4,104,135.89	-	13,970,089.57	381,438.54	
Personnel Economic Relief Allowance (PERA)	5-01-02-010-00	78,000.00	-	-	-	78,000.00	-	(78,000.00)	-	
Representation Allowance (RA)	5-01-02-020-00	87,000.00	-	-	-	87,000.00	-	(87,000.00)	-	
Transportation Allowance (TA)	5-01-02-030-01	38,466.67	-	-	-	38,466.67	-	(38,466.47)	(0.20)	
Bonus - Civilian	5010214001	-	-	-	-	-	-	260,972.00	-	
Cash Gift	5-01-02-150-01	-	-	-	-	-	-	-	-	
Other Bonuses and Allowances	5-01-02-990-14	-	-	-	-	-	-	-	-	
Personnel Benefit Contributions										
Retirement and Life Insurance Premiums	5-01-03-010-00	-	-	-	-	-	-	-	-	
Pag-ibig Contributions	5-01-03-020-01	3,900.00	-	-	-	3,900.00	-	(3,150.00)	-	
PhilHealth - Civilian	5010303001	13,950.00	-	-	-	13,950.00	-	(11,687.50)	337.50	
Employees Compensation Insurance Premiums	5-01-03-040-01	3,900.00	-	-	-	3,900.00	-	(3,900.00)	-	
Lump-sum for Step Increments - Length of Service	5010499010	337.50	-	-	-	337.50	-	7,381.50	-	
Other Personnel Benefits - PE	PEI	5-01-02-990-12	-	-	-	-	-	-	-	

Particulars	UACS CODE	Current Year Disbursements					Balances			
		1st Quarter	2nd Quarter	3rd Quarter	4th Quarter	Total	Unreleased Appropriations	Unobligated Allotment	Unpaid Obligations (15-20) = (23+24)	
		Ending March 31	Ending June 30	Ending Sept. 30	Ending Dec. 31				Due and Demandable	Not Yet Due and Demandable
1	2	16	17	18	19	20=(16+17+18+19)	21=(5-10)	22=(10-15)	23	24
Pension and Gratuity Fund		232,279.88	-	-	-	232,279.88	-	1.12	-	-
Terminal Leave Benefits	5-01-04-030-01	52,124.00	-	-	-	52,124.00	-	-	-	-
Monetization	5-01-04-990-99	180,155.88	-	-	-	180,155.88	-	1.12	-	-
GRAND TOTAL		95,127,750.01	-	-	-	95,127,750.01	1,347,000.00	5,541,189,503.67	41,550,251.32	-

Recommending Approval:


LUISA S. VALENCIA
 Director IV
 Administrative, Financial and Management Services

Approved By:


ATTY. JULITO D. VITRIOLO, CESO III
 Executive Director IV