

QUARTERLY PHYSICAL REPORT OF OPERATION

As of September 30, 2015

Department : OTHER EXECUTIVE OFFICE
 Agency : COMMISSION ON HIGHER EDUCATION
 Operating Unit :
 Organization Code (UACS) : 260040100000

x	Current Year Appropriations
	Supplemental Appropriations
	Continuing Appropriations
	Off-Budget Account

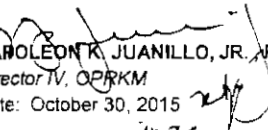
Particulars	UACS CODE	Physical Targets					Physical Accomplishments					Variance as of Sept. 30, 2015	Remarks
		1st Quarter	2nd Quarter	3rd Quarter	4th Quarter	Total	1st Quarter	2nd Quarter	3rd Quarter	4th Quarter	Total		
1	2	3	4	5	6	7=(3+4+5+6)	8	9	10	11	12=(8+9+10+11)	13	14
Part A													
I. Operations													
MFO 1 - HIGHER EDUCATION POLICY SERVICES	301000000												
Formulation of plans/programs development/formulation/implementation	301010000												
No. of CHED policies on education, instruction, research and extension, updated, issued and disseminated		10	35	35	20	100	5	18	6		29	-71	On-going
% of stakeholders who rate CHED policies as good or better					90%	90%						90%	On-going
% of CHED education policies that are updated, issued and disseminated in the last 3 years					60%	60%						60%	On-going
MFO 2- HIGHER EDUCATION DEVELOPMENT SERVICES	302000000												
Higher Education Development Fund													
No. of project proposals reviewed		10	30	34	35	109	15	246	227		488	379	On-going
No. of project proposals funded		5	25	25	22	77	1	3	25		29	-48	On-going
Total project funding released		50,000,000	250,000,000	250,000,000	120,378,400	670,378,400	22,111,379	151,254,392	199,999,401		373,365,172	-297,013,228	On-going
Student Financial Assistance Programs (STUFAPs)													
Total no. of scholarships applications				50,000		50,000	38,611	166,945	53,703		259,259	209,259	On-going
No. of scholarships awarded				40,000		40,000		123,107			123,107	83,107	On-going
Institutional Quality Assurance, Monitoring and Evaluation													
No. of HEIs helped to put institutional QA systems in place					20	20	1		14		15	-5	On-going
Relevant and Responsive Research Development and Extension													
% of research projects completed within the last 3 years whose results are published in a recognized					25%	25%						25%	On-going
% of stakeholders who rate HEDF development initiatives as good or better					50%	50%						50%	On-going
Job-Skills Matching Project													
% of scholars/grantees awarded in undersubscribed/priority disciplines related to total number of grantees					96%	96%						96%	On-going
% of scholarship holders who complete their degree					85%	85%			12,345		12,345	85%	On-going
% of HEIs assisted as a % of total number of HEIs needing assistance					70%	70%						70%	On-going
Cross-Cutting													

15


Particulars	UACS COOE	Physical Targets					Physical Accomplishments					Variance as of Sept. 30, 2015	Remarks
		1st Quarter	2nd Quarter	3rd Quarter	4th Quarter	Total	1st Quarter	2nd Quarter	3rd Quarter	4th Quarter	Total		
1	2	3	4	5	6	7=(3+4+5+6)	8	9	10	11	12=(8+9+10+11)	13	14
% of applications that are acted upon within 3 months					90%	90%						90%	On-going
% of payments received within 5 working days of the scheduled payment date					90%	90%						90%	On-going
% of requests for assistance acted upon within 20 working days of receipt of request					90%	90%						90%	On-going
MFO 3 - SUPERVISION OF THE HIGHER EDUCATION DEVELOPMENT FUND	303000000												
Management of receipts and payments in relation to the Higher Education Development Fund													
Average value of assets under administration					236,650,000	236,650,000						236,650,000	On-going
No. of evaluation reviews of administrator's performance		1	1	1	1	4	1	1	1		3	-1	On-going
The average margin of the risk-adjusted annual rate of return on the investment portfolio to the average Bangko Sentral ng Pilipinas overnight deposit rate					2.98%	2.98%						2.98%	On-going
% of performance evaluation reviews completed within 5 days of the end of each month		(25%) 1/4	(25%) 1/4	(25%) 1/4	(25%) 1/4	100% (4/4)	(25%) 1/4	(25%) 1/4			50% (2/4)	(50%) 2/4	On-going
MFO 4 - HIGHER EDUCATION REGULATION SERVICES	304000000												
<i>Standards Setting</i>													
No. of state universities and colleges' budgets reviewed with advice to DBM			112			112		112			112	0	
No. of applications for conversion or elevation of schools acted upon			3	4	3	10		1	1		2	-8	On-going
No. of HEIs with accredited programs as % of the total number of HEIs					22%	22%						22%	On-going
% of stakeholders who rare CHED's minimum standards for programs and institutions of higher learning as good or better					50%	50%						50%	On-going
% of state universities and colleges whose budget reviews are submitted to DBM at least 8 months before the start of the financial year			90%			90%		90%			90%	0%	
<i>Monitoring</i>													
No. of public and private higher education institutions subject to standards					1,000	1,000		627	423		1050	50	On-going
No. of quality assurance inspections carried out			180	180	180	540		722	399		1121	581	On-going
<i>Cross-Cutting</i>													
% of inspections that resulted in the recommendation of an incentive sanction or other interventions					20%	20%						20%	On-going
% of public and private HEIs subjected to 1 or more quality assurance inspections within the last 3 years					20%	20%						20%	On-going
<i>Enforcement</i>													
No. of incentive or sanction actions undertaken					150	150						150	On-going
% of HEIs with more than 50% of students enrolled in priority programs					50%	50%						50%	On-going

Particulars	UACS CODE	Physical Targets					Physical Accomplishments					Variance as of Sept. 30, 2015	Remarks
		1st Quarter	2nd Quarter	3rd Quarter	4th Quarter	Total	1st Quarter	2nd Quarter	3rd Quarter	4th Quarter	Total		
1	2	3	4	5	6	7=(3+4+5+6)	8	9	10	11	12=(8+9+10+11)	13	14
% of incentive or sanction implemented within 3 months of recommendation					70%	70%						70%	On-going
Part B													
KRA No. 2 - Poverty Reduction and Empowerment of the Poor and the Vulnerable													
1. National Agriculture and Fisheries Education System (NAFES)	4000000000				15 NUCAFs and 14 PIAFs supported, 3 SUCs field evaluation	13 HEIs field evaluation; 15 NUCAFs & 14 PIAFs	1 SUC Field Evaluation	1 PIAF evaluation			2 HEIs Field Evaluation	11 HEIs Field Evaluation; 15 NUCAFs and 14 PIAFs supported	On-going
2. Student Financial Assistance Programs (StuFAPs) including Grants	302020000												On-going


Prepared By:


NAPOLEON K. JUANILLO, JR., Ph.D.
 Director IV, OPRKM
 Date: October 30, 2015
 inaa

In coordination with:


LUISA S. VALENCIA
 Director IV, AFMS
 Date: October 30, 2015

Approved by:


PATRICIA B. LICUANAN, Ph.D.
 Chairperson
 Date: October 30, 2015