



**STATEMENT OF APPROPRIATIONS, ALLOTMENTS, OBLIGATIONS, DISBURSEMENTS AND BALANCES**  
As of the Quarter Ending **SEPTEMBER 30, 2017**

Department : OTHER EXECUTIVE OFFICE  
 Agency : COMMISSION ON HIGHER EDUCATION  
 Operating Unit : HEDFS  
 Organization Code (UACS) : 260040100000  
 Funding Source Code : 03104369


Current Year Appropriations  
 Supplemental Appropriations  
 Continuing Appropriations

Particulars	UACS CODE	Appropriations			Allotments			Current Year Obligations							Disbursements					Balances			
		Authorized Appropriation	Adjustments (Transferred To/From)	Adjusted Appropriations	Allotments Received	Adjustments (Withdrawing)	Transfer To	Transfer From	Adjusted Total Allotments	1st Quarter	2nd Quarter	3rd Quarter	4th Quarter	TOTAL	1st Quarter	2nd Quarter	3rd Quarter	4th Quarter	TOTAL	Unreleased Appropriations	Unobligated Allotment	Unpaid Obligations (15,20 & 23+24)	Not Yet Due and Demandable
1	2	3	4	5=(3+4)	6	7	8	9	10=[(6+7)-(8+9)]	11				15	16				20	21=(5-10)	22=(10-15)	23	24
<b>II. Automatic Appropriations HEDF (F151)</b>																							
<b>MFO 1 - Higher Education Policy Services</b>	3 01 00 0000	20,922,000.00	-	20,922,000.00	20,922,000.00	-	(120,300.00)	120,300.00	-	7,096,823.70	4,271,140.60	4,426,331.30	-	15,794,295.60	1,516,940.41	3,491,884.16	2,654,815.58	-	7,663,640.15	-	5,127,704.40	8,130,655.45	-
PAP 1 - Formulation of Higher Education Plan and Policies/Priorities on Research and Planning for a systematic documentation, publication and dissemination of information MOOE	3 01 01 0000	2,575,000.00	-	2,575,000.00	2,575,000.00	-	-	-	-	-	-	-	-	-	-	-	-	-	-	-	2,575,000.00	-	-
PAP 2 - Development of Strategies and Schemes to establish linkages with international institutions of higher education MOOE	01 02 00	15,402,000.00	-	15,402,000.00	15,402,000.00	-	(105,300.00)	105,300.00	-	7,085,850.70	4,098,369.25	4,163,489.05	-	15,347,709.00	1,505,967.41	3,437,312.81	2,319,985.58	-	7,263,265.80	-	54,291.00	8,084,443.20	-
PAP 3 - Formulation of policies and guidelines on student affairs and provision of student services MOOE	01 03 00	2,945,000.00	-	2,945,000.00	2,945,000.00	-	(15,000.00)	15,000.00	-	10,973.00	172,771.35	262,842.25	-	446,586.60	10,973.00	54,571.35	334,830.00	-	400,374.35	-	2,498,413.40	46,212.25	-
<b>MFO 2 - Higher Education Development Services</b>	02 00 00	684,602,000.00	-	684,602,000.00	1,604,980,621.00	-	(86,038,716.25)	86,038,716.25	-	84,074,188.21	713,050,108.75	213,960,303.32	-	1,011,084,600.28	10,116,012.82	218,841,835.89	303,856,493.99	-	532,814,342.70	-	593,896,020.72	478,270,257.58	-
PAP 1 - Provision of Assistance to HEIs and external MOOE	02 01 0000	281,457,000.00	-	281,457,000.00	825,313,045.00	-	(107,560.00)	107,560.00	-	70,177,092.65	342,765,534.75	106,829,278.34	-	519,771,905.74	1,771,610.56	145,940,071.55	122,992,174.98	-	270,703,857.09	-	305,541,139.26	249,068,048.65	-
PAP 2 - Provision of assistance, incentives scholarship and MOOE	02 02 0000	231,132,000.00	-	231,132,000.00	546,393,576.00	-	(85,931,156.25)	85,931,156.25	-	9,108,871.55	318,541,660.74	8,310,214.07	-	335,960,746.36	7,590,193.93	71,757,629.67	94,248,465.41	-	173,596,289.01	-	210,432,829.64	162,364,457.35	-
PAP 3 - Provision of scholarship to faculty members and HEI MOOE	02 03 0000	172,013,000.00	-	172,013,000.00	233,274,000.00	-	-	-	-	4,788,224.01	51,742,913.26	98,820,810.91	-	155,351,948.18	754,208.33	1,144,134.67	86,615,853.60	-	88,514,196.60	-	77,922,051.82	66,837,751.58	-
<b>MFO 4 - Higher Education Regulation Services</b>	04 00 00	134,905,000.00	-	134,905,000.00	134,905,000.00	-	(4,667,050.01)	4,667,050.01	-	19,364,423.95	18,048,895.51	14,450,701.52	-	51,864,020.98	4,500,188.11	11,363,793.67	20,241,703.40	-	36,105,685.18	-	83,040,979.02	15,758,335.80	-
PAP 1 - Monitoring and evaluation of performance of higher education programs and institutions and provision of appropriate incentives as well as imposition of sanctions MOOE	04 01 0000	24,950,000.00	-	24,950,000.00	24,950,000.00	-	(295,690.00)	295,690.00	-	4,538,979.16	1,075,353.60	5,026,156.72	-	10,640,489.48	1,211,976.78	1,125,641.06	5,675,244.04	-	8,012,861.88	-	14,309,510.52	2,627,627.60	-
PAP 2 - Development of standards for higher education programs and institutions MOOE	3 04 02 0000	109,955,000.00	-	109,955,000.00	109,955,000.00	-	(4,371,360.01)	4,371,360.01	-	14,825,444.79	16,973,541.91	9,424,544.80	-	41,223,531.50	3,288,211.33	10,238,152.61	14,566,459.36	-	28,092,823.30	-	68,731,468.50	13,130,708.20	-
<b>Sub-Total, Automatic Appropriations HEDF (F151)</b>																							
MOOE		840,429,000.00	-	840,429,000.00	1,760,807,621.00	-	(90,826,066.26)	90,826,066.26	-	110,535,435.86	735,370,144.86	232,837,336.14	-	1,078,742,916.86	16,133,141.34	233,697,513.72	326,753,012.97	-	576,583,668.03	-	682,064,704.14	502,159,248.83	-
<b>GRAND TOTAL</b>		<b>840,429,000.00</b>	<b>-</b>	<b>840,429,000.00</b>	<b>1,760,807,621.00</b>	<b>-</b>	<b>(90,826,066.26)</b>	<b>90,826,066.26</b>	<b>-</b>	<b>110,535,435.86</b>	<b>735,370,144.86</b>	<b>232,837,336.14</b>	<b>-</b>	<b>1,078,742,916.86</b>	<b>16,133,141.34</b>	<b>233,697,513.72</b>	<b>326,753,012.97</b>	<b>-</b>	<b>576,583,668.03</b>	<b>-</b>	<b>682,064,704.14</b>	<b>502,159,248.83</b>	<b>-</b>
MOOE		840,429,000.00	-	840,429,000.00	1,760,807,621.00	-	(90,826,066.26)	90,826,066.26	-	110,535,435.86	735,370,144.86	232,837,336.14	-	1,078,742,916.86	16,133,141.34	233,697,513.72	326,753,012.97	-	576,583,668.03	-	682,064,704.14	502,159,248.83	-
MFO 1		20,922,000.00	-	20,922,000.00	20,922,000.00	-	(120,300.00)	120,300.00	-	7,096,823.70	4,271,140.60	4,426,331.30	-	15,794,295.60	1,516,940.41	3,491,884.16	2,654,815.58	-	7,663,640.15	-	5,127,704.40	8,130,655.45	-
MFO 2		684,602,000.00	-	684,602,000.00	1,604,980,621.00	-	(86,038,716.25)	86,038,716.25	-	84,074,188.21	713,050,108.75	213,960,303.32	-	1,011,084,600.28	10,116,012.82	218,841,835.89	303,856,493.99	-	532,814,342.70	-	593,896,020.72	478,270,257.58	-
MFO 4		134,905,000.00	-	134,905,000.00	134,905,000.00	-	(4,667,050.01)	4,667,050.01	-	19,364,423.95	18,048,895.51	14,450,701.52	-	51,864,020.98	4,500,188.11	11,363,793.67	20,241,703.40	-	36,105,685.18	-	83,040,979.02	15,758,335.80	-

Certified Correct:  
  
 LEANA D.S. PATUNGAN  
 Administrative Officer V, HEDF  
 Date:

Certified Correct:  
  
 MYRA PAZ B. MANALO  
 Chief Accountant  
 Date:

Recommending Approval:  
  
 LUISA S. VALENCIA  
 OIC-Director, HEDEFS  
 Date:

Approved By:  
  
 PATRICIA B. LICUANAN, Ph.D.  
 Chairperson  
 Date: