





SUMMARY OF APPROPRIATIONS, ALLOTMENTS, OBLIGATIONS, DISBURSEMENTS AND BALANCES BY OBJECT OF EXPENDITURES
As of the Quarter Ending DECEMBER 31, 2017

Department : OTHER EXECUTIVE OFFIC
 Agency : COMMISSION ON HIGHER
 Operating Unit : HEDFS
 Organization Code : 26004010000
 Funding Source Code : 3104369


 Current Year Appropriations
 Supplemental Appropriations
 Continuing Appropriations

Particulars	UAC S CODE	Appropriations			Allotments			Current Year Obligations					Current Year Disbursements					Balances					
		Authorized Appropriation	Adjustments (Transfer)	Adjusted Appropriations	Allotments Received	Adjustments (Withdrawal)	Transfer To	Transfer From	Adjusted Total Allotments	1st Quarter	2nd Quarter	3rd Quarter	4th Quarter	TOTAL	1st Quarter	2nd Quarter	3rd Quarter	4th Quarter	TOTAL	Unreleased Appropriations	Unobligated Allotment	Unpaid Obligations (15-20) = (23+24)	Not Yet Due and Demandable
1	2	3	4	5=(3+4)	6	7	8	9	10=[(6+(-)7)-8+9]	11	12	13	14	15	16	17	18	19	20	21=(5-10)	22=(10-15)	23	24
SUMMARY																							
B. AUTOMATIC APPROPRIATIONS																							
Special Account in the General Fund (H)		840,429,000.00	#	840,429,000.00	840,429,000.00	#	(90,826,066.26)	90,826,066.26	1,760,807,621.00	110,535,435.86	735,370,144.86	232,837,336.14	566,942,349.70	1,645,685,266.56	16,133,141.34	233,697,513.72	326,753,012.97	502,735,261.85	1,079,318,929.88		65,297,583.83	592,371,420.87	#
Maintenance and Operating Expenses																							
Travel Expenses																							
Travel Expenses-Local	01-	38,865,000.00		38,865,000.00	38,865,000.00		(1,796,780.00)	1,796,780.00	38,865,000.00	901,178.78	2,754,162.16	3,270,708.36	5,094,002.75	12,020,052.05	558,863.86	2,177,652.23	3,167,741.36	3,552,464.70	9,456,722.15		25,923,415.24	2,613,849.90	
Travel Expenses-Foreign	01-	13,440,000.00		13,440,000.00	13,440,000.00		-	-	13,440,000.00	1,694,758.80	3,833,734.93	3,094,606.03	4,816,900.24	13,440,000.00	1,445,901.20	3,493,707.66	2,678,912.57	4,462,421.59	12,080,943.02		-	1,359,056.98	
Training and Scholarship Expenses																							
Training Expenses	02-	3,418,000.00		3,418,000.00	3,418,000.00		(41,400.00)	41,400.00	3,418,000.00	672,695.00	2,099,816.27	125,000.00	239,500.00	3,137,011.27	313,540.00	1,453,415.15	979,706.12	106,850.00	2,853,511.27		239,788.47	283,500.00	
Supplies & Materials Expenses																							
Office Supplies Expenses	03-	5,575,000.00		5,575,000.00	5,575,000.00		(39,000.00)	39,000.00	5,575,000.00	-	43,021.45	2,747,866.44	137,689.25	2,928,577.14	-	21,897.25	2,714,990.64	49,263.75	2,786,151.64		2,644,942.86	142,425.50	
Communication Expenses																							
Postage and Courier Services	05-	319,000.00		319,000.00	319,000.00		-	-	319,000.00	-	50,000.00	-	-	50,000.00	-	-	-	-	-		269,000.00	50,000.00	
Telephone Expenses - Landline	05-	596,000.00		596,000.00	596,000.00		(4,500.00)	4,500.00	596,000.00	64,109.83	80,634.22	62,152.36	80,376.64	287,273.05	52,725.13	77,656.62	67,199.32	59,460.69	257,041.76		307,926.95	30,231.29	
Professional Services																							
Other Professional Services	11-	77,100,000.00		77,100,000.00	77,100,000.00		(103,537.50)	103,537.50	77,100,000.00	28,783,581.36	17,331,096.32	5,022,005.43	4,434,733.61	55,571,416.72	4,551,336.27	8,284,135.74	13,340,972.60	12,340,733.37	38,517,177.98		21,501,305.71	17,054,238.74	
Other Maintenance and Operating Exp																							
Printing and Publication Expense	99-	7,322,000.00		7,322,000.00	7,322,000.00		-	-	7,322,000.00	284,738.80	137,010.00	3,816,329.00	3,083,922.20	7,322,000.00	236,738.80	159,358.00	3,820,477.00	319,855.52	4,536,429.32		-	2,785,570.68	
Representation Expenses	99-	24,912,000.00		24,912,000.00	24,912,000.00		(342,000.00)	342,000.00	24,912,000.00	418,796.59	5,817,527.54	4,893,282.87	12,068,845.46	23,198,452.46	274,476.26	3,302,130.59	5,726,885.17	8,705,521.84	18,009,013.86		1,615,336.54	5,189,438.60	
Transportation and Delivery Expense	99-	760,000.00		760,000.00	760,000.00		-	-	760,000.00	-	-	-	-	-	-	-	-	-	-		760,000.00	-	
Donations (Schools)	99-	644,700,000.00		644,700,000.00	1,501,194,791.00		(88,498,848.76)	88,498,848.76	1,501,194,791.00	75,899,236.00	654,236,845.42	209,318,250.95	510,364,835.21	1,449,819,167.58	7,327,469.90	208,819,349.61	292,661,896.62	424,596,441.37	933,405,157.50		2,641,354.35	542,368,574.27	
Other Maintenance and Operating Exp	99-	20,800,000.00		20,800,000.00	20,800,000.00		-	-	20,800,000.00	1,816,340.70	6,936,296.55	487,134.70	8,390,169.34	17,629,941.29	1,372,089.92	5,908,210.87	1,594,231.57	7,471,874.02	16,346,406.38		3,170,058.71	1,283,534.91	
Subscription Expense	99-				63,883,830.00				63,883,830.00	-	42,050,000.00	-	18,231,375.00	60,281,375.00	-	-	-	41,070,375.00	41,070,375.00		3,602,455.00	19,211,000.00	
Advertising Expense		2,600,000.00		2,600,000.00	2,600,000.00		-	-	2,600,000.00	-	-	-	-	-	-	-	-	-	-		2,600,000.00	-	
Fidelity Bond Premium		15,000.00		15,000.00	15,000.00		-	-	15,000.00	-	-	-	-	-	-	-	-	-	-		15,000.00	-	
Subsidy to Regional Office/Staff Bu		7,000.00		7,000.00	7,000.00		-	-	7,000.00	-	-	-	-	-	-	-	-	-	-		7,000.00	-	
GRAND TOTAL		840,429,000.00	#	840,429,000.00	1,760,807,621.00	#	(90,826,066.26)	90,826,066.26	1,760,807,621.00	110,535,435.86	735,370,144.86	232,837,336.14	566,942,349.70	1,645,685,266.56	16,133,141.34	233,697,513.72	326,753,012.97	502,735,261.85	1,079,318,929.88		65,297,583.83	592,371,420.87	#

Certified Correct:

 LEANA D. PATUNGAN
 Administrative Officer V, HEDFS
 Date:

Certified Correct:

 MYRA PAZ B. MANALO
 Chief Accountant, HEDFS
 Date:

Recommending Approval:

 LUISA S. VALENCIA
 OIC-Director III, HEDFS
 Date:

Approved by:

 J. PROSPERO E. DE VERA, DPA
 Officer-In-Charge, Commission on Higher Education
 Date: