

# 2017 FOURTH QUARTER REPORT

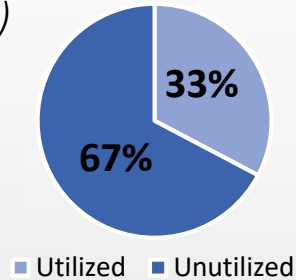
## Commission on Higher Education

### Budget Utilization Performance

(In PhP '000)

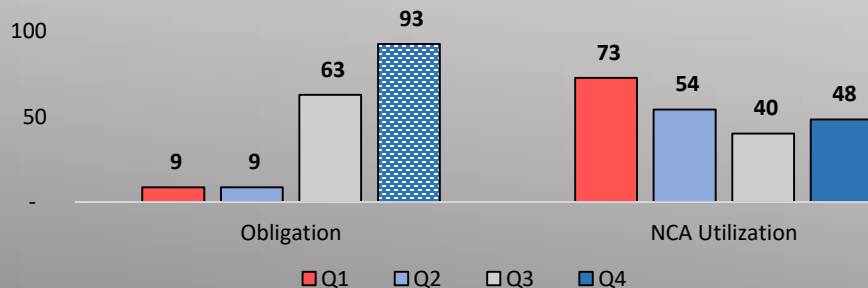
As of December 31

<b>Appropriation:</b>	<b>20,553,297</b>
Utilized	6,723,721
Unutilized	13,829,576



FY 2017 ADJUSTED APPROPRIATION <sup>1</sup>		20,553,297
1.	CONTINUING APPROPRIATION	1,779,783
	1.1 MOOE	1,726,617
	1.2 FinEx	-
	1.3 CO	53,166
2.	CURRENT YEAR BUDGET	18,773,514
	2.1 PS	412,321
	2.2 MOOE	18,013,128
	2.3 FinEx	-
	2.4 CO	348,065

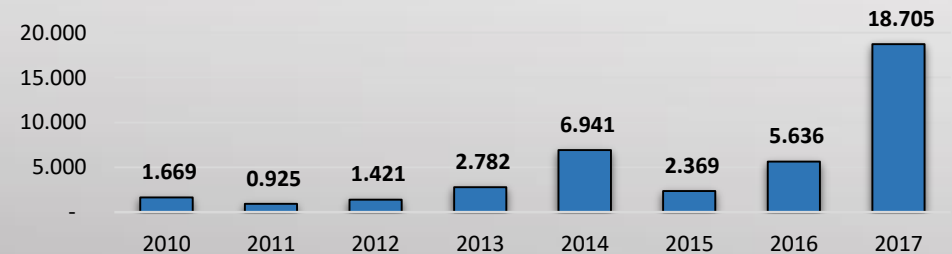
### 2017 Comparison Q1 - Q4 (in percentage)<sup>2</sup>



### 2017 Priority Programs, Activities, Projects (PAPs) <sup>1</sup>

PAPs	2017 Allocation	Disbursement	%
1. Unified Student Financial Assistance System in Tertiary Education Program	18,203	11,606	64%
2. STUFAP	5,753,537	2,260,209	39%
3. K-12 Transition Program	1,229,744	115,144	9%
4. Scholarship to faculty members and HEIs administrators	1,872,337	567,073	30%
5. Research and Scholarship Project	763,000	214,972	28%

### Annual Appropriations based on GAA in billions<sup>4</sup>



#### Data Sources:

1 Agency's report submitted to OCS

2 Agency's obligation and allotment data and DBM's NCA Utilization Reports 2017

3 GAA FY 2010-2017



# Monitoring Progress Commission on Higher Education

Accomplishments as of December 31, 2017

## 2017 TARGETS

Number of project proposals funded

**93 out of 80**



116%

Number of grants awarded for development of faculty and staff (k-12 non-degree)

**2,009 of 1,883**



107%

Number of innovation grants availed by HEIs (K-12)

**231 out of 125**



185%

Number of research programs/projects reviewed for approval

**194 out of 180**



108%

Number of public and private higher education institutions subject to standards

**1,018 out of 1,000**



102%