




QUARTERLY REPORT OF REVENUE AND OTHER RECEIPTS
As of the Quarter Ending June 30, 2018
(In Pesos)

Department: Other Executive Offices			Agency: Commission on Higher Education					Report Status: ALL					
Operating Unit: All			Organization Code (UACS): 26004000000										
CLASSIFICATION / SOURCES OF REVENUE AND OTHER RECEIPTS	UACS Code	REVENUE TARGET (Annual)	ACTUAL REVENUE AND OTHER RECEIPTS COLLECTIONS					CUMULATIVE REMITTANCE /DEPOSITS TO DATE			VARIANCE		REMARKS
			1st Quarter	2nd Quarter	3rd Quarter	4th Quarter	TOTAL	Remittance to BTr	Deposited with AGDB	Total	Amount	%	
1	2	3	4	5	6	7	8=(4+5+6+7)	9	10	11=(9+10)	12=(8-3)	13=(12/3)	14
General Fund (formerly Fund 101)		23,906,138.69	14,200,221.44	12,865,844.88			27,066,066.32	15,962,371.02	2,835,040	18,797,411.02	3,159,927.63	0.132	
Loans Receivable - Others	1030199000		28,400	57,500			86,900	86,900		86,900	86,900		
Advances to Officers and Employees	1990104000		9,942.80	5,937			15,879.80	15,879.80		15,879.80	15,879.80		
Permit Fees Import	4020101001	1,310,000	2,227,777.50	2,274,472.50			4,502,250	2,921,030		2,921,030	3,192,250	2.437	
Other Permit Fees	4020101099	6,904,700	1,428,750	1,197,781.64			2,626,531.64	2,604,870.64		2,604,870.64	-4,278,168.36	-0.62	
Registration Fees	4020102000	3,276,000	606,000	1,800,000			2,406,000		2,406,000	2,406,000	-870,000	-0.266	
Certification Fees	4020104002	3,169,320	967,350	1,118,078.75			2,085,428.75	1,032,568.75	429,040	1,461,608.75	-1,083,891.25	-0.342	
Endorsement Fees	4020104003	25,000	16,000	122,000			138,000	138,000		138,000	113,000	4.52	
Inspection Fees	4020110000	3,375,000	3,438,710	2,449,290			5,888,000	3,383,000		3,383,000	2,513,000	0.745	
Accreditation Fees	4020111001	141,000	49,000	46,500			95,500	39,500		39,500	-45,500	-0.323	
Other Verification and Authentication Fees	4020111099	1,102,300	1,135,690	1,026,460			2,162,150	899,030		899,030	1,059,850	0.961	
Application Fees	4020113003	1,970,000	1,886,000	1,369,500			3,255,500	2,071,500		2,071,500	1,285,500	0.653	
Other Processing Fees	4020113099	1,157,000	698,500	501,500			1,200,000	758,500		758,500	43,000	0.037	
Other Service Income	4020199099	320,100	622,909.95	613,685.44			1,236,595.39	654,361.09		654,361.09	916,495.39	2.863	
Seminar/Training Fees	4020204000			214,500			214,500	214,500		214,500	214,500		
Others	4020221099	1,073,718.69	1,012,291.19	58,539.55			1,070,830.74	1,070,830.74		1,070,830.74	-2,887.95	-0.003	
Miscellaneous Income	4060999000	82,000	71,900	10,100			82,000	71,900		71,900			
Special Account in the General Fund (formerly Fund 105, 183, 401, 151-159)		1,216,000	2,737,797.50	1,354,877.50			4,092,675	4,092,675		4,092,675	2,876,675	2.366	
Other Permit Fees	4020101099	416,000	368,000	927,000			1,295,000	1,295,000		1,295,000	879,000	2.113	
Other Verification and Authentication Fees	4020111099	800,000	1,030,285	351,040			1,381,325	1,381,325		1,381,325	581,325	0.727	
Other Service Income	4020199099		1,339,512.50	76,837.50			1,416,350	1,416,350		1,416,350	1,416,350		
Off-Budget Accounts (formerly Fund 161 to 164, etc.)		420,000	730,158.46	365,079.23			1,095,237.69		730,158.46	730,158.46	675,237.69	1.608	
Others	4020221099	420,000	730,158.46	365,079.23			1,095,237.69		730,158.46	730,158.46	675,237.69	1.608	
Custodial Funds (formerly Fund 101-184, 187)		250,000	111,915.68	55,958.34			167,874.02		111,915.68	111,915.68	-82,125.98	-0.329	
Others	4020221099	250,000	111,915.68	55,958.34			167,874.02		111,915.68	111,915.68	-82,125.98	-0.329	

Certified Correct:

Approved By:


 MIRRIAM V. MIRANDA
 Agency Chief Accountant
 Date: 14/July/2018 


 J. PROSPERO E. DE VERA III
 Head of Agency/Department Secretary
 Date: 14/July/2018 