






SUMMARY OF APPROPRIATIONS, ALLOTMENTS, OBLIGATIONS, DISBURSEMENTS AND BALANCES BY OBJECT OF EXPENDITURES
As of the Quarter Ending SEPTEMBER 30, 2018

Department : OTHER EXECUTIVE OFFICE
 Agency : COMMISSION ON HIGHER EDUCATION
 Operating Unit : HEDFS and CHEDROs
 Organization Code : 260040100000
 Funding Source Code : 3104369

 Current Year Appropriations
 Supplemental Appropriations
 Continuing Appropriations

Particulars	UACS CODE	Appropriations			Allotments					Current Year Obligations					Current Year Disbursements					Balances					
		Authorized Appropriation	Adjustments (Transfer (To) From, Reassignment)	Adjusted Appropriations	Allotments Received	Adjustments: (Withdrawal) Reassignment	Transfer To	Transfer From	Adjusted Total Allotments	1st Quarter	2nd Quarter	3rd Quarter	4th Qtr	TOTAL	1st Quarter	2nd Quarter	3rd Quarter	4th Qtr	TOTAL	Unreleased Appropriations	Unobligated Allotment	Unpaid Obligations (15-20) = (23+24)			
																						Due and Demandable	Not Yet Due and Demandable		
1	2	3	4	5=(3+4)	6	7	8	9	10=[(6+(-)7)-8+9]	11	12	13	14	15	16	17	18	19	20	21=(5-10)	22=(10-15)	23	24		
SUMMARY																									
B. AUTOMATIC APPROPRIATIONS																									
Special Account in the General Fund (HEDF)		1,073,691,000.00	-	1,073,691,000.00	1,073,691,000.00	100,000,000.00	-	-	1,073,691,000.00	65,657,461.71	60,385,338.00	137,033,100.96	-	263,075,900.67	29,907,255.11	34,065,584.52	86,330,820.36	-	150,303,659.99	-	810,615,099.33	-	112,772,240.68		
Maintenance and Operating Expenses																									
Travel Expenses																									
Travel Expenses-Local	2-01-01	13,660,000.00		13,660,000.00	13,660,000.00	1,000,000.00	-	-	14,660,000.00	7,151,249.63	3,197,607.52	3,830,061.36	-	14,178,918.51	6,091,581.68	2,767,300.66	4,006,473.43	-	12,865,355.77		481,081.49		1,313,562.74		
Travel Expenses-Foreign	2-01-02	7,360,000.00		7,360,000.00	7,360,000.00	(1,000,000.00)	-	-	6,360,000.00	136,648.84	894,716.34	599,888.75	-	1,631,253.93	111,795.84	919,569.34	545,126.95	-	1,576,492.13		4,728,746.07		54,761.80		
Training and Scholarship Expenses																									
Training Expenses	2-02-01	1,040,000.00		1,040,000.00	1,040,000.00	500,000.00	-	-	1,540,000.00	330,140.00	941,000.00	-	-	1,271,140.00	327,568.75	941,000.00	-	-	1,268,568.75		268,860.00		2,571.25		
Supplies & Materials Expenses																									
Office Supplies Expenses	2-03-01	80,000.00		80,000.00	80,000.00	3,000,000.00	-	-	3,080,000.00	149,408.50	14,901.25	2,673,257.90	-	2,837,567.65	100,238.50	14,901.25	2,646,124.57	-	2,761,264.32		242,432.35		76,303.33		
Communication Expenses																									
Postage and Courier Services	2-05-01	40,000.00		40,000.00	40,000.00	-	-	-	40,000.00	-	-	-	-	-	-	-	-	-	-	-	-	-	40,000.00		
Telephone Expenses - Landline	2-05-02	64,000.00		64,000.00	64,000.00	500,000.00	-	-	564,000.00	70,479.96	50,820.47	70,332.77	-	191,633.20	40,479.96	50,820.47	49,614.36	-	140,914.79		372,366.80		50,718.41		
Professional Services																									
Other Professional Services	2-11-99	48,983,000.00		48,983,000.00	48,983,000.00	-	-	-	48,983,000.00	36,774,193.20	2,467,141.79	3,959,305.25	-	43,200,640.24	6,347,354.57	9,037,783.41	10,197,251.82	-	25,582,389.80		5,782,359.76		17,618,250.44		
Other Maintenance and Operating Expense																									
Printing and Publication Expense	2-99-02	1,630,000.00		1,630,000.00	1,630,000.00	5,000,000.00	-	-	6,630,000.00	112,194.00	3,697,134.00	471,457.80	-	4,280,785.80	73,264.00	3,697,134.00	391,793.00	-	4,162,191.00		2,349,214.20		118,594.80		
Representation Expenses	2-99-03	14,700,000.00		14,700,000.00	14,700,000.00	-	-	-	14,700,000.00	7,529,045.89	1,484,678.67	5,576,004.32	-	14,589,728.88	6,926,494.29	880,485.60	5,500,125.97	-	13,307,105.86		110,271.12		1,282,623.02		
Transportation and Delivery Expenses	2-99-04	1,230,000.00		1,230,000.00	1,230,000.00	-	-	-	1,230,000.00	115,060.32	-	-	-	115,060.32	108,860.32	-	-	-	108,860.32		1,114,939.68		6,200.00		
Donations (Schools)	2-99-08	108,949,000.00		108,949,000.00	108,949,000.00	100,000,000.00	-	-	208,949,000.00	10,449,013.08	47,585,154.03	112,013,385.11	-	170,047,552.22	7,365,208.10	15,664,331.00	55,145,275.23	-	78,174,814.33		38,901,447.78		91,872,737.69		
Other Maintenance and Operating Expense	2-99-99	530,861,000.00		530,861,000.00	530,861,000.00	(9,000,000.00)	-	-	521,861,000.00	2,840,028.29	52,183.93	7,839,407.70	-	10,731,619.92	2,414,409.10	92,258.79	7,849,035.03	-	10,355,702.92		511,129,380.08		375,917.00		
Subscription Expense	5-02-99-070-00																								
Advertising Expense		150,000.00		150,000.00	150,000.00	-	-	-	150,000.00	-	-	-	-	-	-	-	-	-	-	-	-	-	150,000.00		
Fidelity Bond Premium		15,000.00		15,000.00	15,000.00	-	-	-	15,000.00	-	-	-	-	-	-	-	-	-	-	-	-	-	15,000.00		
Subsidy to Regional Office/Staff Bureau		344,929,000.00		344,929,000.00	344,929,000.00	(100,000,000.00)	-	-	244,929,000.00	-	-	-	-	-	-	-	-	-	-	-	-	-	244,929,000.00		
GRAND TOTAL		1,073,691,000.00	-	1,073,691,000.00	1,073,691,000.00	-	-	-	1,073,691,000.00	65,657,461.71	60,385,338.00	137,033,100.96	-	263,075,900.67	29,907,255.11	34,065,584.52	86,330,820.36	-	150,303,659.99	-	810,615,099.33	-	112,772,240.68		

Certified Correct:  LEANA D.S. PATUNGAN Budget Officer III-Designate, HEDFS Date:	Certified Correct:  MYRA PAZ B. MANALO Chief Accountant, HEDFS Date:	Recommending Approval:  LUISA S. VALENCIA OIC-Director III, HEDFS Date:	Approved:  J. PROSPERO E. DE VERA, III, DPA Chairman, Commission on Higher Education Date:
--	---	--	---