

SUMMARY OF APPROPRIATIONS, ALLOTMENTS, OBLIGATIONS AND BALANCES BY OBJECT OF EXPENDITURES
As of the Quarter Ending September 30, 2019

Authorization: 02 - Continuing Appropriations
Report Status: ALL

Department: Other Executive Offices
Agency: Commission on Higher Education
Operating Unit: All
Organization Code (UACS): 26004000000
Fund Cluster: 01 - Regular Agency Fund

Particulars	UACS CODE	Appropriation					Allotments				Current Year Obligations			
		Authorized Appropriation	Adjustments (To)/From, Realignment)	Adjusted Appropriations	Allotments Received	Adjustments (Withdrawal, Realignment)	Transfer To	Transfer From	Adjusted Total Allotments	1st Quarter Ending 31-Mar	2nd Quarter Ending 30-Jun	3rd Quarter Ending Sept. 30	4th Quarter Ending Dec. 31	Total
1	2	3	4	5=(3+4)	6	7	8	9	10=((6+(-)7)-8+9)	11	12	13	14	15=(11+12+13+14)
I Agency Specific Budget														
Specific Budgets of National Government Agencies	1101101	21,837,129,674.46	0.00	21,837,129,674.46	21,837,129,674.46	0.00	-8,148,871,678.50	8,148,871,678.50	21,837,129,674.46	6,965,630,493.42	6,018,565,403.23	2,770,018,156.25	0.00	15,754,214,052.90
Maintenance and Other Operating Expenses		21,506,500,885.21	0.00	21,506,500,885.21	21,506,500,885.21	0.00	-8,148,871,678.50	8,148,871,678.50	21,506,500,885.21	6,954,047,381.55	5,988,267,957.23	2,763,985,509.45	0.00	15,698,300,848.23
Traveling Expenses	5020100000	47,983,825.95	0.00	47,983,825.95	47,983,825.95	-32,699,498.13	-4,479,840.00	4,280,340.00	15,084,827.82	24,153.67	1,761,986.12	1,089,253.84	0.00	2,875,393.63
Traveling Expenses - Local	5020101000	44,372,372.67	0.00	44,372,372.67	44,372,372.67	-32,399,498.13	-4,479,840.00	4,275,660.00	11,768,694.54	24,153.67	1,761,986.12	1,089,253.84	0.00	2,875,393.63
Traveling Expenses - Local	5020101000	44,372,372.67		44,372,372.67	44,372,372.67	-32,399,498.13	-4,479,840.00	4,275,660.00	11,768,694.54	24,153.67	1,761,986.12	1,089,253.84	0.00	2,875,393.63
Traveling Expenses - Foreign	5020102000	3,611,453.28	0.00	3,611,453.28	3,611,453.28	-300,000.00	0.00	4,680.00	3,316,133.28	0.00	0.00	0.00	0.00	0.00
Traveling Expenses - Foreign	5020102000	3,611,453.28		3,611,453.28	3,611,453.28	-300,000.00	0.00	4,680.00	3,316,133.28	0.00	0.00	0.00	0.00	0.00
Training and Scholarship Expenses	5020200000	22,004,146.14	0.00	22,004,146.14	22,004,146.14	53,079.00	0.00	20,000.00	22,077,225.14	0.00	32,679.00	149,659.73	0.00	182,338.73
Training Expenses	5020201000	22,004,146.14	0.00	22,004,146.14	22,004,146.14	53,079.00	0.00	20,000.00	22,077,225.14	0.00	32,679.00	149,659.73	0.00	182,338.73
ICT Training Expenses	5020201001	177,119.94		177,119.94	177,119.94	0.00	0.00	0.00	177,119.94	0.00	0.00	0.00	0.00	0.00
Training Expenses	5020201002	21,827,026.20		21,827,026.20	21,827,026.20	53,079.00	0.00	20,000.00	21,900,105.20	0.00	32,679.00	149,659.73	0.00	182,338.73
Scholarship Grants/Expenses	5020202000	0.00	0.00	0.00	0.00	0.00	0.00	0.00	0.00	0.00	0.00	0.00	0.00	0.00
Scholarship Grants/Expenses	5020202000	0.00		0.00	0.00	0.00	0.00	0.00	0.00	0.00	0.00	0.00	0.00	0.00
Supplies and Materials Expenses	5020300000	18,458,612.27	0.00	18,458,612.27	18,458,612.27	-5,041,176.38	-499,840.00	456,830.00	13,374,425.89	194,714.40	426,317.18	1,103,771.68	0.00	1,724,803.26
Office Supplies Expenses	5020301000	7,222,804.27	0.00	7,222,804.27	7,222,804.27	-2,312,425.59	-465,340.00	447,050.00	4,892,118.68	0.00	305,609.59	729,113.36	0.00	1,034,722.95
ICT Office Supplies	5020301001	1,345,874.00	0.00	1,345,874.00	1,345,874.00	0.00	0.00	0.00	1,345,874.00	0.00	0.00	0.00	0.00	0.00
Office Supplies Expenses	5020301002	5,876,930.27		5,876,930.27	5,876,930.27	-2,312,425.59	-465,340.00	447,050.00	3,546,244.68	0.00	305,609.59	729,113.36	0.00	1,034,722.95
Accountable Forms Expenses	5020302000	137,000.00	0.00	137,000.00	137,000.00	0.00	0.00	0.00	137,000.00	0.00	0.00	0.00	0.00	0.00
Accountable Forms Expenses	5020302000	137,000.00		137,000.00	137,000.00	0.00	0.00	0.00	137,000.00	0.00	0.00	0.00	0.00	0.00
Drugs and Medicines Expenses	5020307000	19,500.00	0.00	19,500.00	19,500.00	0.00	0.00	0.00	19,500.00	0.00	0.00	0.00	0.00	0.00
Drugs and Medicines Expenses	5020307000	19,500.00		19,500.00	19,500.00	0.00	0.00	0.00	19,500.00	0.00	0.00	0.00	0.00	0.00
Fuel, Oil and Lubricants Expenses	5020309000	3,353,625.35	0.00	3,353,625.35	3,353,625.35	-217,927.68	-34,500.00	9,750.00	3,110,947.67	17,162.40	9,733.59	30,122.82	0.00	57,018.81
Fuel, Oil and Lubricants Expenses	5020309000	3,353,625.35		3,353,625.35	3,353,625.35	-217,927.68	-34,500.00	9,750.00	3,110,947.67	17,162.40	9,733.59	30,122.82	0.00	57,018.81
Semi-Expendable Furnitures, Fixtures and Books Expenses	5020322000	0.00	0.00	0.00	0.00	344,916.00	0.00	0.00	344,916.00	0.00	0.00	344,535.50	0.00	344,535.50
Furniture and fixtures	5020322001	0.00		0.00	0.00	344,916.00	0.00	0.00	344,916.00	0.00	0.00	344,535.50	0.00	344,535.50
Other Supplies and Materials Expenses	5020399000	7,725,682.65	0.00	7,725,682.65	7,725,682.65	-2,855,739.11	0.00	0.00	4,869,943.54	177,552.00	110,974.00	0.00	0.00	288,526.00
Other Supplies and Materials Expenses	5020399000	7,725,682.65		7,725,682.65	7,725,682.65	-2,855,739.11	0.00	0.00	4,869,943.54	177,552.00	110,974.00	0.00	0.00	288,526.00
Utility Expenses	5020400000	2,894,992.43	0.00	2,894,992.43	2,894,992.43	-123,829.30	0.00	60,000.00	2,831,163.13	154,469.07	428,586.81	304,091.55	0.00	887,147.43
Water Expenses	5020401000	1,112,389.08	0.00	1,112,389.08	1,112,389.08	-82,040.71	0.00	0.00	1,020,348.37	28,931.00	9,875.00	40,517.47	0.00	79,323.47
Water Expenses	5020401000	1,112,389.08		1,112,389.08	1,112,389.08	-82,040.71	0.00	0.00	1,020,348.37	28,931.00	9,875.00	40,517.47	0.00	79,323.47
Electricity Expenses	5020402000	1,782,603.35	0.00	1,782,603.35	1,782,603.35	-31,788.59	0.00	60,000.00	1,810,814.76	125,538.07	418,711.81	263,574.08	0.00	807,823.96
Electricity Expenses	5020402000	1,782,603.35		1,782,603.35	1,782,603.35	-31,788.59	0.00	60,000.00	1,810,814.76	125,538.07	418,711.81	263,574.08	0.00	807,823.96
Communication Expenses	5020500000	7,636,255.08	0.00	7,636,255.08	7,636,255.08	-1,472,481.12	-10,000.00	340.00	6,154,113.96	185,891.01	65,425.26	80,102.72	0.00	331,418.99
Postage and Courier Services	5020501000	4,323,298.00	0.00	4,323,298.00	4,323,298.00	-1,179,435.64	0.00	340.00	3,144,202.36	0.00	12,626.48	37,128.99	0.00	49,755.47
Postage and Courier Services	5020501000	4,323,298.00		4,323,298.00	4,323,298.00	-1,179,435.64	0.00	340.00	3,144,202.36	0.00	12,626.48	37,128.99	0.00	49,755.47

Particulars	UACS CODE	Appropriation					Allotments				Current Year Obligations				
		Authorized Appropriation	Adjustments (To)/From, Realignment)	Adjusted Appropriations	Allotments Received	Adjustments (Withdrawal, Realignment)	Transfer To	Transfer From	Adjusted Total Allotments	1st Quarter	2nd Quarter	3rd Quarter	4th Quarter	Total	
										Ending	Ending	Ending	Ending		
1	2	3	4	5=(3+4)	6	7	8	9	10=[(8+(-)7)-8+9]	11	12	13	14	15=(11+12+13+14)	
Telephone Expenses	5020502000	2,488,957.08	0.00	2,488,957.08	2,488,957.08	-21,664.51	-10,000.00	0.00	2,457,292.57	180,291.01	45,279.75	28,166.49	0.00	254,737.25	
Mobile	5020502001	1,521,166.37		1,521,166.37	1,521,166.37	48,698.96	-10,000.00	0.00	1,559,865.33	104,195.90	24,977.00	2,116.00	0.00	131,288.90	
Landline	5020502002	967,790.71		967,790.71	967,790.71	-70,363.47	0.00	0.00	897,427.24	76,095.11	21,302.75	26,050.49	0.00	123,448.35	
Internet Subscription Expenses	5020503000	617,000.00	0.00	617,000.00	617,000.00	-271,380.97	0.00	0.00	345,619.03	5,600.00	6,519.03	14,807.24	0.00	26,926.27	
Internet Subscription Expenses	5020503000	617,000.00		617,000.00	617,000.00	-271,380.97	0.00	0.00	345,619.03	5,600.00	6,519.03	14,807.24	0.00	26,926.27	
Cable, Satellite, Telegraph and Radio Expenses	5020504000	207,000.00	0.00	207,000.00	207,000.00	0.00	0.00	0.00	207,000.00	0.00	0.00	0.00	0.00	0.00	
Cable, Satellite, Telegraph and Radio Expenses	5020504000	207,000.00		207,000.00	207,000.00	0.00	0.00	0.00	207,000.00	0.00	0.00	0.00	0.00	0.00	
Awards/Rewards and Prizes	5020600000	0.00	0.00	0.00	0.00	30,000.00	0.00	0.00	30,000.00	0.00	30,000.00	0.00	0.00	30,000.00	
Awards/Rewards Expenses	5020601000	0.00		0.00	0.00	30,000.00	0.00	0.00	30,000.00	0.00	30,000.00	0.00	0.00	30,000.00	
Awards/Rewards Expenses	5020601001	0.00		0.00	0.00	30,000.00	0.00	0.00	30,000.00	0.00	30,000.00	0.00	0.00	30,000.00	
Confidential, Intelligence and Extraordinary Expenses	5021000000	94,618.00	0.00	94,618.00	94,618.00	0.00	0.00	0.00	94,618.00	0.00	0.00	0.00	0.00	0.00	
Extraordinary and Miscellaneous Expenses	5021003000	94,618.00		94,618.00	94,618.00	0.00	0.00	0.00	94,618.00	0.00	0.00	0.00	0.00	0.00	
Extraordinary and Miscellaneous Expenses	5021003000	94,618.00		94,618.00	94,618.00	0.00	0.00	0.00	94,618.00	0.00	0.00	0.00	0.00	0.00	
Professional Services	5021100000	111,916,740.58	0.00	111,916,740.58	111,916,740.58	-4,570,291.84	-1,863,000.00	1,571,500.00	107,054,948.74	472,683.86	6,308,055.46	2,112,183.85	0.00	8,892,923.17	
Legal Services	5021101000	981,130.00	0.00	981,130.00	981,130.00	3,996,270.00	0.00	13,500.00	4,990,900.00	0.00	4,754,500.00	0.00	0.00	4,754,500.00	
Legal Services	5021101000	981,130.00		981,130.00	981,130.00	3,996,270.00	0.00	13,500.00	4,990,900.00	0.00	4,754,500.00	0.00	0.00	4,754,500.00	
Auditing Services	5021102000	5,000.00	0.00	5,000.00	5,000.00	0.00	0.00	0.00	5,000.00	0.00	0.00	0.00	0.00	0.00	
Auditing Services	5021102000	5,000.00		5,000.00	5,000.00	0.00	0.00	0.00	5,000.00	0.00	0.00	0.00	0.00	0.00	
Consultancy Services	5021103000	29,652,421.04	0.00	29,652,421.04	29,652,421.04	-1,031,591.33	0.00	0.00	28,620,829.71	0.00	0.00	0.00	0.00	0.00	
ICT Consultancy Services	5021103001	0.00		0.00	0.00	0.00	0.00	0.00	0.00	0.00	0.00	0.00	0.00	0.00	
Consultancy Services	5021103002	29,652,421.04		29,652,421.04	29,652,421.04	-1,031,591.33	0.00	0.00	28,620,829.71	0.00	0.00	0.00	0.00	0.00	
Other Professional Services	5021199000	81,278,189.54	0.00	81,278,189.54	81,278,189.54	-7,534,970.51	-1,863,000.00	1,558,000.00	73,438,219.03	472,683.86	1,553,555.46	2,112,183.85	0.00	4,138,423.17	
Other Professional Services	5021199000	81,278,189.54		81,278,189.54	81,278,189.54	-7,534,970.51	-1,863,000.00	1,558,000.00	73,438,219.03	472,683.86	1,553,555.46	2,112,183.85	0.00	4,138,423.17	
General Services	5021200000	1,507,541.58	0.00	1,507,541.58	1,507,541.58	6,641.54	0.00	35,115.00	1,549,298.12	427,542.30	26,474.00	350,044.40	0.00	804,060.70	
Janitorial Services	5021202000	696,964.84	0.00	696,964.84	696,964.84	-2,383.91	0.00	0.00	694,580.93	350,996.66	0.00	63,840.24	0.00	414,836.90	
Janitorial Services	5021202000	696,964.84		696,964.84	696,964.84	-2,383.91	0.00	0.00	694,580.93	350,996.66	0.00	63,840.24	0.00	414,836.90	
Security Services	5021203000	697,576.74	0.00	697,576.74	697,576.74	62,025.45	0.00	0.00	759,602.19	76,545.64	26,474.00	58,054.77	0.00	181,074.41	
Security Services	5021203000	697,576.74		697,576.74	697,576.74	62,025.45	0.00	0.00	759,602.19	76,545.64	26,474.00	58,054.77	0.00	181,074.41	
Other General Services	5021299000	113,000.00	0.00	113,000.00	113,000.00	-53,000.00	0.00	35,115.00	95,115.00	0.00	0.00	228,149.39	0.00	228,149.39	
Other General Services	5021299000	113,000.00		113,000.00	113,000.00	-53,000.00	0.00	35,115.00	95,115.00	0.00	0.00	228,149.39	0.00	228,149.39	
Repairs and Maintenance	5021300000	7,640,408.35	0.00	7,640,408.35	7,640,408.35	-1,078,881.85	0.00	0.00	6,561,526.50	0.00	4,431.00	47,330.00	0.00	51,761.00	
Repairs and Maintenance - Buildings and Other Structures	5021304000	300,000.00	0.00	300,000.00	300,000.00	-84,800.00	0.00	0.00	215,200.00	0.00	4,431.00	15,130.00	0.00	19,561.00	
Buildings	5021304001	300,000.00		300,000.00	300,000.00	-84,800.00	0.00	0.00	215,200.00	0.00	4,431.00	15,130.00	0.00	19,561.00	
Repairs and Maintenance - Machinery and Equipment	5021305000	6,751,890.00	0.00	6,751,890.00	6,751,890.00	-758,890.00	0.00	0.00	5,993,000.00	0.00	0.00	0.00	0.00	0.00	
Office Equipment	5021305002	3,414,000.00		3,414,000.00	3,414,000.00	-500,000.00	0.00	0.00	2,914,000.00	0.00	0.00	0.00	0.00	0.00	
Information and Communication Technology Equipment	5021305003	2,107,890.00		2,107,890.00	2,107,890.00	-258,890.00	0.00	0.00	1,849,000.00	0.00	0.00	0.00	0.00	0.00	
Communication Equipment	5021305007	1,230,000.00		1,230,000.00	1,230,000.00	0.00	0.00	0.00	1,230,000.00	0.00	0.00	0.00	0.00	0.00	
Repairs and Maintenance - Transportation Equipment	5021306000	588,518.35	0.00	588,518.35	588,518.35	-235,191.85	0.00	0.00	353,326.50	0.00	0.00	32,200.00	0.00	32,200.00	
Motor Vehicles	5021306001	588,518.35		588,518.35	588,518.35	-235,191.85	0.00	0.00	353,326.50	0.00	0.00	32,200.00	0.00	32,200.00	
Repairs and Maintenance - Furniture and Fixtures	5021307000	0.00	0.00	0.00	0.00	0.00	0.00	0.00	0.00	0.00	0.00	0.00	0.00	0.00	
Repairs and Maintenance - Furniture and Fixtures	5021307000	0.00		0.00	0.00	0.00	0.00	0.00	0.00	0.00	0.00	0.00	0.00	0.00	

Particulars	UACS CODE	Appropriation		Allotments						Current Year Obligations				
		Authorized Appropriation	Adjustments (Transfer (To)/From, Realignment)	Adjusted Appropriations	Allotments Received	Adjustments (Withdrawal, Realignment)	Transfer To	Transfer From	Adjusted Total Allotments	1st Quarter Ending 31-Mar	2nd Quarter Ending 30-Jun	3rd Quarter Ending Sept. 30	4th Quarter Ending Dec. 31	Total
1	2	3	4	5=(3+4)	6	7	8	9	10={{6+(-)7}-8+9}}	11	12	13	14	15=(11+12+13+14)
Intangible Assets Outlay	5060600000	38,887,000.00	0.00	38,887,000.00	38,887,000.00	-4,000,000.00	0.00	0.00	34,887,000.00	470,787.00	0.00	13,319,278.80	0.00	13,790,065.80
Computer Software	5060602000	38,887,000.00	0.00	38,887,000.00	38,887,000.00	-4,000,000.00	0.00	0.00	34,887,000.00	470,787.00	0.00	13,319,278.80	0.00	13,790,065.80
Computer Software	5060602000	38,887,000.00		38,887,000.00	38,887,000.00	-4,000,000.00	0.00	0.00	34,887,000.00	470,787.00	0.00	13,319,278.80	0.00	13,790,065.80
GRAND TOTAL		21,837,129,674.46	0.00	21,837,129,674.46	21,837,129,674.46	0.00	-8,148,871,678.50	8,148,871,678.50	21,837,129,674.46	6,965,630,493.42	6,018,565,403.23	2,770,018,166.25	0.00	15,754,214,052.90

Department: Other Executive Offices
 Agency: Commission on Higher Education
 Operating Unit: All
 Organization Code (UACS): 260040000000
 Fund Cluster: 01 - Regular Agency Fund



Particulars	UACS CODE	Current Year Disbursements					Total	Balances				
		1st Quarter	2nd Quarter	3rd Quarter	4th Quarter	Unreleased Appropriations		Unobligated Allotment	Unpaid Obligations			
		Ending	Ending	Ending	Ending				(15-20) = (23+24)			
		31-Mar	30-Jun	Sept. 30	Dec. 31				20=(16+17+18+19)	21=(5-10)	22=(10-15)	Due and Demandable
1	2	16	17	18	19	20=(16+17+18+19)	21=(5-10)	22=(10-15)	23	24		
I. Agency Specific Budget												
Specific Budgets of National Government Agencies	1101101	6,822,335,667.35	2,544,083,048.55	5,920,401,206.53	0.00	15,286,819,922.43	0.00	6,082,915,621.56	420,675,762.47	46,718,348.00		
Maintenance and Other Operating Expenses		6,822,335,667.35	2,535,201,098.55	5,908,129,619.00	0.00	15,265,666,384.90	0.00	5,810,200,036.98	383,916,115.33	46,718,348.00		
Traveling Expenses	5020100000	153,823.16	1,456,496.63	1,277,824.94	0.00	2,888,144.73	32,698,998.13	12,209,434.19	-12,751.10	0.00		
Traveling Expenses - Local	5020101000	153,823.16	1,456,496.63	1,277,824.94	0.00	2,888,144.73	32,603,678.13	8,893,300.91	-12,751.10	0.00		
Traveling Expenses - Local	5020101000	153,823.16	1,456,496.63	1,277,824.94	0.00	2,888,144.73	32,603,678.13	8,893,300.91	-12,751.10	0.00		
Traveling Expenses - Foreign	5020102000	0.00	0.00	0.00	0.00	0.00	295,320.00	3,316,133.28	0.00	0.00		
Traveling Expenses - Foreign	5020102000	0.00	0.00	0.00	0.00	0.00	295,320.00	3,316,133.28	0.00	0.00		
Training and Scholarship Expenses	5020200000	0.00	9,600.00	169,659.73	0.00	179,259.73	-73,079.00	21,894,886.41	3,079.00	0.00		
Training Expenses	5020201000	0.00	9,600.00	169,659.73	0.00	179,259.73	-73,079.00	21,894,886.41	3,079.00	0.00		
ICT Training Expenses	5020201001	0.00	0.00	0.00	0.00	0.00	0.00	177,119.94	0.00	0.00		
Training Expenses	5020201002	0.00	9,600.00	169,659.73	0.00	179,259.73	-73,079.00	21,717,766.47	3,079.00	0.00		
Scholarship Grants/Expenses	5020202000	0.00	0.00	0.00	0.00	0.00	0.00	0.00	0.00	0.00		
Scholarship Grants/Expenses	5020202000	0.00	0.00	0.00	0.00	0.00	0.00	0.00	0.00	0.00		
Supplies and Materials Expenses	5020300000	77,774.00	439,585.31	1,113,135.55	0.00	1,630,494.86	5,084,186.38	11,649,622.63	43,863.40	50,445.00		
Office Supplies Expenses	5020301000	0.00	305,503.72	653,677.23	0.00	959,180.95	2,330,685.59	3,857,395.73	25,097.00	50,445.00		
ICT Office Supplies	5020301001	0.00	0.00	0.00	0.00	0.00	0.00	1,345,874.00	0.00	0.00		
Office Supplies Expenses	5020301002	0.00	305,503.72	653,677.23	0.00	959,180.95	2,330,685.59	2,511,521.73	25,097.00	50,445.00		
Accountable Forms Expenses	5020302000	0.00	0.00	0.00	0.00	0.00	0.00	137,000.00	0.00	0.00		
Accountable Forms Expenses	5020302000	0.00	0.00	0.00	0.00	0.00	0.00	137,000.00	0.00	0.00		
Drugs and Medicines Expenses	5020307000	0.00	0.00	0.00	0.00	0.00	0.00	19,500.00	0.00	0.00		
Drugs and Medicines Expenses	5020307000	0.00	0.00	0.00	0.00	0.00	0.00	19,500.00	0.00	0.00		
Fuel, Oil and Lubricants Expenses	5020309000	0.00	9,733.59	30,122.82	0.00	39,856.41	242,677.68	3,053,928.86	17,162.40	0.00		
Fuel, Oil and Lubricants Expenses	5020309000	0.00	9,733.59	30,122.82	0.00	39,856.41	242,677.68	3,053,928.86	17,162.40	0.00		
Semi-Expendable Furnitures, Fixtures and Books Expenses	5020322000	0.00	0.00	344,535.50	0.00	344,535.50	-344,916.00	380.50	0.00	0.00		
Furniture and fixtures	5020322001	0.00	0.00	344,535.50	0.00	344,535.50	-344,916.00	380.50	0.00	0.00		
Other Supplies and Materials Expenses	5020399000	77,774.00	124,348.00	84,800.00	0.00	286,922.00	2,855,739.11	4,581,417.54	1,604.00	0.00		
Other Supplies and Materials Expenses	5020399000	77,774.00	124,348.00	84,800.00	0.00	286,922.00	2,855,739.11	4,581,417.54	1,604.00	0.00		
Utility Expenses	5020400000	130,036.63	94,273.30	662,837.50	0.00	887,147.43	63,829.30	1,944,015.70	0.00	0.00		
Water Expenses	5020401000	28,931.00	9,875.00	40,517.47	0.00	79,323.47	92,040.71	941,024.90	0.00	0.00		
Water Expenses	5020401000	28,931.00	9,875.00	40,517.47	0.00	79,323.47	92,040.71	941,024.90	0.00	0.00		
Electricity Expenses	5020402000	101,105.63	84,398.30	622,320.03	0.00	807,823.96	-28,211.41	1,002,990.80	0.00	0.00		
Electricity Expenses	5020402000	101,105.63	84,398.30	622,320.03	0.00	807,823.96	-28,211.41	1,002,990.80	0.00	0.00		
Communication Expenses	5020500000	173,838.44	71,025.26	60,102.72	0.00	324,966.42	1,482,141.12	5,822,694.97	6,452.57	0.00		
Postage and Courier Services	5020501000	0.00	12,626.48	37,128.99	0.00	49,755.47	1,179,095.64	3,094,446.89	0.00	0.00		
Postage and Courier Services	5020501000	0.00	12,626.48	37,128.99	0.00	49,755.47	1,179,095.64	3,094,446.89	0.00	0.00		

Particulars	UACS CODE	Current Year Disbursements					Total	Balances			
		1st Quarter	2nd Quarter	3rd Quarter	4th Quarter	Unreleased Appropriations		Unobligated Allotment	Unpaid Obligations		
		Ending	Ending	Ending	Ending				(15-20) = (23+24)		
		31-Mar	30-Jun	Sept. 30	Dec. 31				Due and Demandable	Not Yet Due and Demandable	
1	2	16	17	18	19	20=(16+17+18+19)	21=(5-10)	22=(10-15)	23	24	
Telephone Expenses	5020502000	173,838.44	45,279.75	28,166.49	0.00	248,284.68	31,864.51	2,202,555.32	6,452.57	0.00	
Mobile	5020502001	97,743.33	24,977.00	2,116.00	0.00	124,836.33	-38,698.96	1,428,576.43	6,452.57	0.00	
Landline	5020502002	76,095.11	21,302.75	26,050.49	0.00	123,448.35	70,363.47	773,978.89	0.00	0.00	
Internet Subscription Expenses	5020503000	0.00	12,119.03	14,807.24	0.00	26,926.27	271,380.97	318,692.76	0.00	0.00	
Internet Subscription Expenses	5020503000	0.00	12,119.03	14,807.24	0.00	26,926.27	271,380.97	318,692.76	0.00	0.00	
Cable, Satellite, Telegraph and Radio Expenses	5020504000	0.00	0.00	0.00	0.00	0.00	0.00	207,000.00	0.00	0.00	
Cable, Satellite, Telegraph and Radio Expenses	5020504000	0.00	0.00	0.00	0.00	0.00	0.00	207,000.00	0.00	0.00	
Awards/Rewards and Prizes	5020600000	0.00	30,000.00	0.00	0.00	30,000.00	-30,000.00	0.00	0.00	0.00	
Awards/Rewards Expenses	5020601000	0.00	30,000.00	0.00	0.00	30,000.00	-30,000.00	0.00	0.00	0.00	
Awards/Rewards Expenses	5020601001	0.00	30,000.00	0.00	0.00	30,000.00	-30,000.00	0.00	0.00	0.00	
Confidential, Intelligence and Extraordinary Expenses	5021000000	0.00	0.00	0.00	0.00	0.00	0.00	94,618.00	0.00	0.00	
Extraordinary and Miscellaneous Expenses	5021003000	0.00	0.00	0.00	0.00	0.00	0.00	94,618.00	0.00	0.00	
Extraordinary and Miscellaneous Expenses	5021003000	0.00	0.00	0.00	0.00	0.00	0.00	94,618.00	0.00	0.00	
Professional Services	5021100000	157,545.46	1,669,108.70	2,114,231.35	0.00	3,940,885.51	4,861,791.84	98,182,025.57	4,952,037.66	0.00	
Legal Services	5021101000	0.00	82,300.00	0.00	0.00	82,300.00	-4,009,770.00	236,400.00	4,672,200.00	0.00	
Legal Services	5021101000	0.00	82,300.00	0.00	0.00	82,300.00	-4,009,770.00	236,400.00	4,672,200.00	0.00	
Auditing Services	5021102000	0.00	0.00	0.00	0.00	0.00	0.00	5,000.00	0.00	0.00	
Auditing Services	5021102000	0.00	0.00	0.00	0.00	0.00	0.00	5,000.00	0.00	0.00	
Consultancy Services	5021103000	0.00	0.00	0.00	0.00	0.00	1,031,591.33	28,820,829.71	0.00	0.00	
ICT Consultancy Services	5021103001	0.00	0.00	0.00	0.00	0.00	0.00	0.00	0.00	0.00	
Consultancy Services	5021103002	0.00	0.00	0.00	0.00	0.00	1,031,591.33	28,820,829.71	0.00	0.00	
Other Professional Services	5021199000	157,545.46	1,586,808.70	2,114,231.35	0.00	3,858,585.51	7,839,970.51	69,299,795.86	279,837.66	0.00	
Other Professional Services	5021199000	157,545.46	1,586,808.70	2,114,231.35	0.00	3,858,585.51	7,839,970.51	69,299,795.86	279,837.66	0.00	
General Services	5021200000	395,119.65	58,896.64	350,044.40	0.00	804,060.70	-41,756.54	745,237.42	0.00	0.00	
Janitorial Services	5021202000	350,996.66	0.00	63,840.24	0.00	414,836.90	2,383.91	279,744.03	0.00	0.00	
Janitorial Services	5021202000	350,996.66	0.00	63,840.24	0.00	414,836.90	2,383.91	279,744.03	0.00	0.00	
Security Services	5021203000	44,123.00	58,896.64	58,054.77	0.00	161,074.41	-62,025.45	598,527.78	0.00	0.00	
Security Services	5021203000	44,123.00	58,896.64	58,054.77	0.00	161,074.41	-62,025.45	598,527.78	0.00	0.00	
Other General Services	5021299000	0.00	0.00	228,149.39	0.00	228,149.39	17,885.00	-133,034.39	0.00	0.00	
Other General Services	5021299099	0.00	0.00	228,149.39	0.00	228,149.39	17,885.00	-133,034.39	0.00	0.00	
Repairs and Maintenance	5021300000	0.00	0.00	19,561.00	0.00	19,561.00	1,078,881.85	6,509,765.50	0.00	32,200.00	
Repairs and Maintenance - Buildings and Other Structures	5021304000	0.00	0.00	19,561.00	0.00	19,561.00	84,800.00	195,639.00	0.00	0.00	
Buildings	5021304001	0.00	0.00	19,561.00	0.00	19,561.00	84,800.00	195,639.00	0.00	0.00	
Repairs and Maintenance - Machinery and Equipment	5021305000	0.00	0.00	0.00	0.00	0.00	758,890.00	5,993,000.00	0.00	0.00	
Office Equipment	5021305002	0.00	0.00	0.00	0.00	0.00	500,000.00	2,914,000.00	0.00	0.00	
Information and Communication Technology Equipment	5021305003	0.00	0.00	0.00	0.00	0.00	258,890.00	1,849,000.00	0.00	0.00	
Communication Equipment	5021305007	0.00	0.00	0.00	0.00	0.00	0.00	1,230,000.00	0.00	0.00	
Repairs and Maintenance - Transportation Equipment	5021306000	0.00	0.00	0.00	0.00	0.00	235,191.85	321,126.50	0.00	32,200.00	
Motor Vehicles	5021306001	0.00	0.00	0.00	0.00	0.00	235,191.85	321,126.50	0.00	32,200.00	
Repairs and Maintenance - Furniture and Fixtures	5021307000	0.00	0.00	0.00	0.00	0.00	0.00	0.00	0.00	0.00	
Repairs and Maintenance - Furniture and Fixtures	5021307000	0.00	0.00	0.00	0.00	0.00	0.00	0.00	0.00	0.00	

Particulars	UACS CODE	Current Year Disbursements					Balances				
		1st Quarter	2nd Quarter	3rd Quarter	4th Quarter	Total	Unreleased Appropriations	Unobligated Allotment	Unpaid Obligations		
		Ending	Ending	Ending	Ending				(15-20) = (23+24)		
		31-Mar	30-Jun	Sept. 30	Dec. 31				Due and Demandable	Not Yet Due and Demandable	
1	2	16	17	18	19	20=(16+17+18+19)	21=(5-10)	22=(10-15)	23	24	
Taxes, Insurance Premiums and Other Fees	5021500000	0.00	0.00	98,954.59	0.00	98,954.59	-99,000.00	230,283.41	0.00	0.00	
Taxes, Duties and Licenses	5021501000	0.00	0.00	0.00	0.00	0.00	0.00	173,143.43	0.00	0.00	
Taxes, Duties and Licenses	5021501001	0.00	0.00	0.00	0.00	0.00	0.00	173,143.43	0.00	0.00	
Fidelity Bond Premiums	5021502000	0.00	0.00	98,954.59	0.00	98,954.59	-99,000.00	6,416.69	0.00	0.00	
Fidelity Bond Premiums	5021502000	0.00	0.00	98,954.59	0.00	98,954.59	-99,000.00	6,416.69	0.00	0.00	
Insurance Expenses	5021503000	0.00	0.00	0.00	0.00	0.00	0.00	50,723.29	0.00	0.00	
Insurance Expenses	5021503000	0.00	0.00	0.00	0.00	0.00	0.00	50,723.29	0.00	0.00	
Other Maintenance and Operating Expenses	5029900000	6,821,247,530.00	2,531,372,112.71	5,902,243,267.22	0.00	15,254,862,909.93	-45,225,993.08	5,650,937,453.18	378,923,433.80	46,635,703.00	
Advertising Expenses	5029901000	140,000.00	0.00	65,405.36	0.00	205,405.36	3,854,550.01	3,587,665.84	0.00	0.00	
Advertising Expenses	5029901000	140,000.00	0.00	65,405.36	0.00	205,405.36	3,854,550.01	3,587,665.84	0.00	0.00	
Printing and Publication Expenses	5029902000	0.00	0.00	18,750.00	0.00	18,750.00	865,250.00	13,592,767.00	0.00	0.00	
Printing and Publication Expenses	5029902000	0.00	0.00	18,750.00	0.00	18,750.00	865,250.00	13,592,767.00	0.00	0.00	
Representation Expenses	5029903000	421,967.00	950,577.32	1,186,484.27	0.00	2,559,028.59	-85,078.46	76,543,789.08	220,500.00	0.00	
Representation Expenses	5029903000	421,967.00	950,577.32	1,186,484.27	0.00	2,559,028.59	-85,078.46	76,543,789.08	220,500.00	0.00	
Transportation and Delivery Expenses	5029904000	0.00	0.00	0.00	0.00	0.00	0.00	0.00	0.00	0.00	
Transportation and Delivery Expenses	5029904000	0.00	0.00	0.00	0.00	0.00	0.00	0.00	0.00	0.00	
Rent/Lease Expenses	5029905000	15,874.97	3,493,293.60	1,110,000.00	0.00	4,619,168.57	-9,892,143.85	478,408.67	6,472,759.28	0.00	
Rents - Building and Structures	5029905001	0.00	3,493,293.60	1,110,000.00	0.00	4,603,293.60	-9,868,275.00	105,408.67	6,484,765.40	0.00	
Rents - Equipment	5029905004	15,874.97	0.00	0.00	0.00	15,874.97	-23,868.85	373,000.00	7,993.88	0.00	
Membership Dues and Contributions to Organizations	5029906000	0.00	0.00	0.00	0.00	0.00	0.00	15,000.00	0.00	0.00	
Membership Dues and Contributions to Organizations	5029906000	0.00	0.00	0.00	0.00	0.00	0.00	15,000.00	0.00	0.00	
Subscription Expenses	5029907000	0.00	506,004.01	18,904.00	0.00	524,908.01	0.00	362,092.99	0.00	0.00	
ICT Software Subscription	5029907001	0.00	506,004.01	17,478.00	0.00	523,482.01	0.00	280,518.99	0.00	0.00	
Cloud Computing Service	5029907003	0.00	0.00	0.00	0.00	0.00	0.00	50,000.00	0.00	0.00	
Other Subscription Expenses	5029907099	0.00	0.00	1,426.00	0.00	1,426.00	0.00	31,574.00	0.00	0.00	
Donations	5029908000	6,820,135,582.03	2,526,403,582.53	5,899,843,723.59	0.00	15,246,382,888.15	-39,269,720.78	5,556,231,641.05	372,230,174.52	46,635,703.00	
Donations	5029908000	6,820,135,582.03	2,526,403,582.53	5,899,843,723.59	0.00	15,246,382,888.15	-39,269,720.78	5,556,231,641.05	372,230,174.52	46,635,703.00	
Other Maintenance and Operating Expenses	5029999000	534,106.00	18,655.25	0.00	0.00	552,761.25	-698,850.00	146,088.75	0.00	0.00	
Other Maintenance and Operating Expenses	5029999099	534,106.00	18,655.25	0.00	0.00	552,761.25	-698,850.00	146,088.75	0.00	0.00	
Capital Outlays		0.00	8,881,950.00	12,271,587.53	0.00	21,153,537.53	0.00	272,715,584.59	36,759,667.14	0.00	
Property, Plant and Equipment Outlay	5060400000	0.00	8,881,950.00	11,774,922.11	0.00	20,656,872.11	-4,000,000.00	251,618,650.38	23,466,266.76	0.00	
Infrastructure Outlay	5060403000	0.00	0.00	0.00	0.00	0.00	0.00	1,672,017.65	0.00	0.00	
Communication Networks	5060403006	0.00	0.00	0.00	0.00	0.00	0.00	1,672,017.65	0.00	0.00	
Buildings and Other Structures	5060404000	0.00	0.00	1,783,836.43	0.00	1,783,836.43	0.00	53,163.57	0.00	0.00	
Buildings	5060404001	0.00	0.00	1,783,836.43	0.00	1,783,836.43	0.00	53,163.57	0.00	0.00	
Machinery and Equipment Outlay	5060405000	0.00	1,831,950.00	4,861,811.68	0.00	6,693,761.68	-4,000,000.00	233,213,968.16	23,183,041.76	0.00	
Office Equipment	5060405002	0.00	0.00	0.00	0.00	0.00	0.00	6,279,674.00	0.00	0.00	
Information and Communication Technology Equipment	5060405003	0.00	1,831,950.00	4,861,811.68	0.00	6,693,761.68	-10,000,000.00	130,149,104.16	3,329,741.76	0.00	
Medical Equipment	5060405011	0.00	0.00	0.00	0.00	0.00	0.00	93,240,000.00	19,760,000.00	0.00	
Printing Equipment	5060405012	0.00	0.00	0.00	0.00	0.00	0.00	86,700.00	93,300.00	0.00	
Other Machinery and Equipment	5060405099	0.00	0.00	0.00	0.00	0.00	6,000,000.00	3,458,490.00	0.00	0.00	
Transportation Equipment Outlay	5060406000	0.00	7,050,000.00	0.00	0.00	7,050,000.00	0.00	4,190,000.00	0.00	0.00	
Motor Vehicles	5060406001	0.00	7,050,000.00	0.00	0.00	7,050,000.00	0.00	4,190,000.00	0.00	0.00	
Furniture, Fixtures and Books Outlay	5060407000	0.00	0.00	5,129,274.00	0.00	5,129,274.00	0.00	12,489,501.00	283,225.00	0.00	
Furniture and Fixtures	5060407001	0.00	0.00	5,129,274.00	0.00	5,129,274.00	0.00	12,489,501.00	283,225.00	0.00	

Particulars	UACS CODE	Current Year Disbursements				Total	Unreleased Appropriations	Unobligated Allotment	Balances	
		1st Quarter	2nd Quarter	3rd Quarter	4th Quarter				Unpaid Obligations	
		Ending	Ending	Ending	Ending				(15-20) = (23+24)	
		31-Mar	30-Jun	Sept. 30	Dec. 31			Due and Demandable	Not Yet Due and Demandable	
1	2	16	17	18	19	20=(16+17+18+19)	21=(5-10)	22=(10-15)	23	24
Intangible Assets Outlay	5060600000	0.00	0.00	496,665.42	0.00	496,665.42	4,000,000.00	21,096,934.20	13,293,400.38	0.00
Computer Software	5060602000	0.00	0.00	496,665.42	0.00	496,665.42	4,000,000.00	21,096,934.20	13,293,400.38	0.00
Computer Software	5060602000	0.00	0.00	496,665.42	0.00	496,665.42	4,000,000.00	21,096,934.20	13,293,400.38	0.00
GRAND TOTAL		6,822,335,667.35	2,544,083,048.55	5,920,401,206.53	0.00	15,286,819,922.43	0.00	6,082,915,621.56	420,675,782.47	46,718,348.00

Certified Correct:


EVA M. PASIGPASIGAN
 Budget Officer
 Date: 


Certified Correct:


MIRRIAM V. MIRANDA
 Chief Accountant
 Date:

Recommended By:


ATTY. SEPTON A. DE LA CRUZ, CESE
 Officer-in-Charge, Office of the Director IV
 AFMS
 Date:

Approved By:


J. PROSPERO E. DE VERA III, DPA
 Chairman
 Agency Head/Department
 Date: 