

SUMMARY OF APPROPRIATIONS, ALLOTMENTS, OBLIGATIONS AND BALANCES BY OBJECT OF EXPENDITURES  
As of the Quarter Ending December 31, 2019

Department: Other Executive Offices  
Agency: Commission on Higher Education  
Operating Unit: All  
Organization Code (UACS): 26004000000  
Fund Cluster: 01 - Regular Agency Fund

Authorization: 01 - Current Year Appropriations  
Report Status: ALL

Particulars	UACS CODE	Appropriation		Allotments						Current Year Obligations				
		Authorized Appropriation	Adjustments (Transfer (To)/From, Realignment)	Adjusted Appropriations	Allotments Received	Adjustments (Withdrawal, Realignment)	Transfer To	Transfer From	Adjusted Total Allotments	1st Quarter Ending 31-Mar	2nd Quarter Ending 30-Jun	3rd Quarter Ending Sept. 30	4th Quarter Ending Dec. 31	Total
1	2	3	4	5=(3+4)	6	7	8	9	10=((6+(-7))-8+9)	11	12	13	14	15=(11+12+13+14)
Agency Specific Budget														
Specific Budgets of National Government Agencies	1101101	51,491,252,000.00	0.00	51,491,252,000.00	36,998,384,237.00	-264,000.00	-3,462,920,564.34	3,462,920,564.34	36,998,120,237.00	175,264,078.63	189,889,583.27	8,673,628,555.24	3,550,024,102.86	13,588,826,320.00
Personnel Services		412,436,000.00	0.00	412,436,000.00	408,439,526.00	12,014,315.00	0.00	0.00	420,453,841.00	76,379,971.53	121,073,061.93	97,582,276.67	110,841,017.47	405,876,327.60
Salaries and Wages	501010000	309,020,000.00	0.00	309,020,000.00	309,020,000.00	-9,160,903.30	0.00	0.00	299,859,096.70	68,462,836.20	79,987,864.91	81,282,616.67	60,560,971.44	290,284,289.22
Salaries and Wages - Regular	501010100	309,020,000.00	0.00	309,020,000.00	309,020,000.00	-9,160,903.30	0.00	0.00	299,859,096.70	68,462,836.20	79,987,864.91	81,282,616.67	60,560,971.44	290,284,289.22
Basic Salary - Civilian	5010101001	309,020,000.00	0.00	309,020,000.00	309,020,000.00	-9,160,903.30	0.00	0.00	299,859,096.70	68,462,836.20	79,987,864.91	81,282,616.67	60,560,971.44	290,284,289.22
Other Compensation	501020000	87,761,000.00	0.00	87,761,000.00	87,815,000.00	14,849,632.81	0.00	0.00	102,664,632.81	6,888,458.17	36,328,415.44	10,688,513.32	44,815,166.24	98,721,553.17
Personal Economic Relief Allowance (PERA)	5010201000	13,008,000.00	0.00	13,008,000.00	13,008,000.00	30,301.58	0.00	0.00	13,038,301.58	3,196,352.58	3,203,495.48	3,558,758.17	2,675,234.84	12,633,841.07
PERA - Civilian	5010201001	13,008,000.00	0.00	13,008,000.00	13,008,000.00	30,301.58	0.00	0.00	13,038,301.58	3,196,352.58	3,203,495.48	3,558,758.17	2,675,234.84	12,633,841.07
Representation Allowance (RA)	5010202000	6,102,000.00	0.00	6,102,000.00	6,102,000.00	748,957.27	0.00	0.00	6,848,957.27	1,644,451.62	1,712,750.00	1,968,875.00	1,433,000.00	6,759,076.62
Representation Allowance (RA)	5010202000	6,102,000.00	0.00	6,102,000.00	6,102,000.00	748,957.27	0.00	0.00	6,848,957.27	1,644,451.62	1,712,750.00	1,968,875.00	1,433,000.00	6,759,076.62
Transportation Allowance (TA)	5010203000	6,102,000.00	0.00	6,102,000.00	6,102,000.00	-77,491.83	0.00	0.00	6,024,508.07	1,337,681.38	1,517,673.25	1,612,106.63	1,395,624.07	5,863,085.33
Transportation Allowance (TA)	5010203001	6,102,000.00	0.00	6,102,000.00	6,102,000.00	-77,491.83	0.00	0.00	6,024,508.07	1,337,681.38	1,517,673.25	1,612,106.63	1,395,624.07	5,863,085.33
Clothing/Uniform Allowances	5010204000	3,252,000.00	0.00	3,252,000.00	3,252,000.00	27,520.00	0.00	0.00	3,279,520.00	270,000.00	2,822,520.00	108,000.00	18,000.00	3,218,520.00
Clothing/Uniform Allowances - Civilian	5010204001	3,252,000.00	0.00	3,252,000.00	3,252,000.00	27,520.00	0.00	0.00	3,279,520.00	270,000.00	2,822,520.00	108,000.00	18,000.00	3,218,520.00
Quarter Allowance	5010207000	0.00	0.00	0.00	0.00	55,000.00	0.00	0.00	55,000.00	0.00	0.00	0.00	55,000.00	55,000.00
Quarter Allowance - Civilian	5010207001	0.00	0.00	0.00	0.00	55,000.00	0.00	0.00	55,000.00	0.00	0.00	0.00	55,000.00	55,000.00
Honoraria	5010210000	722,000.00	0.00	722,000.00	722,000.00	-613,714.82	0.00	0.00	108,285.08	4,000.00	11,700.00	34,500.00	40,500.00	90,700.00
Honoraria - Civilian	5010210001	722,000.00	0.00	722,000.00	722,000.00	-613,714.82	0.00	0.00	108,285.08	4,000.00	11,700.00	34,500.00	40,500.00	90,700.00
Overtime and Night Pay	5010213000	0.00	0.00	0.00	0.00	2,266,953.86	0.00	0.00	2,266,953.86	430,972.59	582,512.71	443,686.67	802,888.38	2,260,060.35
Overtime Pay	5010213001	0.00	0.00	0.00	0.00	2,266,953.86	0.00	0.00	2,266,953.86	430,972.59	582,512.71	443,686.67	802,888.38	2,260,060.35
Year End Bonus	5010214000	25,753,000.00	0.00	25,753,000.00	25,753,000.00	-1,836,128.05	0.00	0.00	23,916,871.95	0.00	0.00	63,307.30	22,399,265.80	22,462,573.10
Bonus - Civilian	5010214001	25,753,000.00	0.00	25,753,000.00	25,753,000.00	-1,836,128.05	0.00	0.00	23,916,871.95	0.00	0.00	63,307.30	22,399,265.80	22,462,573.10
Cash Gift	5010215000	2,710,000.00	0.00	2,710,000.00	2,710,000.00	30,250.00	0.00	0.00	2,740,250.00	0.00	0.00	3,500.00	2,645,250.00	2,648,750.00
Cash Gift - Civilian	5010215001	2,710,000.00	0.00	2,710,000.00	2,710,000.00	30,250.00	0.00	0.00	2,740,250.00	0.00	0.00	3,500.00	2,645,250.00	2,648,750.00
Productivity Incentive Allowance	5010208001	0.00	0.00	0.00	0.00	0.00	0.00	0.00	0.00	0.00	0.00	0.00	220,000.00	220,000.00
Longevity Pay	5010212001	77,000.00	0.00	77,000.00	77,000.00	-10,000.00	0.00	0.00	67,000.00	5,000.00	0.00	25,493.95	16.45	30,510.00
Other Bonuses and Allowances	5010289000	30,035,000.00	0.00	30,035,000.00	30,088,000.00	14,229,865.00	0.00	0.00	44,318,865.00	0.00	28,478,784.00	2,870,286.00	13,130,386.70	42,479,436.70
Collective Negotiation Agreement Incentive - Civilian	5010289011	0.00	0.00	0.00	0.00	12,155,315.00	0.00	0.00	12,155,315.00	0.00	0.00	0.00	11,462,364.70	11,462,364.70
Productivity Enhancement Incentive - Civilian	5010289012	2,710,000.00	0.00	2,710,000.00	2,710,000.00	-877,500.00	0.00	0.00	1,732,500.00	0.00	0.00	0.00	1,406,500.00	1,406,500.00
Mid-Year Bonus - Civilian	5010289036	25,753,000.00	0.00	25,753,000.00	25,753,000.00	264,870.00	0.00	0.00	26,017,870.00	0.00	25,041,784.00	3,586.00	44,922.00	25,080,272.00
Anniversary Bonus - Civilian	5010289038	1,572,000.00	0.00	1,572,000.00	1,628,000.00	2,787,300.00	0.00	0.00	4,413,300.00	0.00	1,437,000.00	2,666,700.00	216,600.00	4,520,300.00
Personnel Benefit Contributions	5010300000	4,190,000.00	0.00	4,190,000.00	4,190,000.00	632.21	0.00	0.00	4,190,632.21	893,773.14	1,039,327.20	982,728.10	1,055,585.39	4,071,413.83
Pag-IBIG Contributions	5010302000	650,000.00	0.00	650,000.00	650,000.00	-2,095.31	0.00	0.00	647,904.69	159,300.00	160,522.58	149,446.66	156,935.45	626,204.69
Pag-IBIG - Civilian	5010302001	650,000.00	0.00	650,000.00	650,000.00	-2,095.31	0.00	0.00	647,904.69	159,300.00	160,522.58	149,446.66	156,935.45	626,204.69







Particulars	UACS CODE	Appropriation		Allotments						Current Year Obligations				
		Authorized Appropriation	Adjustments (Transfer (To)/From, Realignment)	Adjusted Appropriations	Allotments Received	Adjustments (Withdrawal, Realignment)	Transfer To	Transfer From	Adjusted Total Allotments	1st Quarter	2nd Quarter	3rd Quarter	4th Quarter	Total
										Ending	Ending	Ending	Ending	
1	2	3	4	6=(3+4)	6	7	8	9	10=[(6+(-)7)-8+9]	11	12	13	14	15=(11+12+13+14)
Other Maintenance and Operating Expenses	502999000	106,910,000.00	0.00	106,910,000.00	104,860,000.00	-23,841,462.36	0.00	8,433,441.57	89,451,979.21	1,060,875.88	2,306,639.83	1,736,831.16	5,720,943.67	10,825,290.54
Other Maintenance and Operating Expenses	502999099	106,910,000.00		106,910,000.00	104,860,000.00	-23,841,462.36	0.00	8,433,441.57	89,451,979.21	1,060,875.88	2,306,639.83	1,736,831.16	5,720,943.67	10,825,290.54
Capital Outlays		307,931,000.00	0.00	307,931,000.00	282,931,000.00	0.00	0.00	0.00	282,931,000.00	0.00	296,483.00	19,751,307.27	8,648,596.32	28,897,386.59
Property, Plant and Equipment Outlay	506040000	307,091,000.00	0.00	307,091,000.00	282,091,000.00	-2,628,638.54	0.00	0.00	279,462,361.48	0.00	296,483.00	16,782,868.73	8,826,184.16	25,905,535.89
Infrastructure Outlay	506040300	0.00	0.00	0.00	0.00	0.00	0.00	0.00	0.00	0.00	0.00	0.00	0.00	0.00
Communication Networks	506040306	0.00		0.00	0.00	0.00	0.00	0.00	0.00	0.00	0.00	0.00	0.00	0.00
Buildings and Other Structures	506040400	28,544,000.00	0.00	28,544,000.00	28,544,000.00	0.00	0.00	0.00	28,544,000.00	0.00	0.00	3,205,394.67	7,797,758.16	11,003,152.83
Buildings	506040401	16,465,000.00		16,465,000.00	16,465,000.00	0.00	0.00	0.00	16,465,000.00	0.00	0.00	0.00	2,990,992.07	2,990,992.07
Other Structures	506040499	12,079,000.00		12,079,000.00	12,079,000.00	0.00	0.00	0.00	12,079,000.00	0.00	0.00	3,205,394.67	4,806,766.09	8,012,160.76
Machinery and Equipment Outlay	506040500	268,047,000.00	0.00	268,047,000.00	248,047,000.00	-2,453,122.32	0.00	0.00	245,593,877.68	0.00	296,483.00	13,577,474.06	1,028,426.00	14,902,363.06
Office Equipment	506040502	2,500,000.00		2,500,000.00	2,500,000.00	50,316.22	0.00	0.00	2,550,316.22	0.00	0.00	0.00	126,430.00	126,430.00
Information and Communication Technology Equipment	506040503	18,717,000.00		18,717,000.00	18,717,000.00	-1,582,800.00	0.00	0.00	17,134,200.00	0.00	296,483.00	13,577,474.06	552,556.00	14,426,513.06
Communication Equipment	506040507	31,120,000.00		31,120,000.00	31,120,000.00	-497,578.54	0.00	0.00	30,622,421.46	0.00	0.00	0.00	0.00	0.00
Medical Equipment	506040511	0.00		0.00	0.00	0.00	0.00	0.00	0.00	0.00	0.00	0.00	0.00	0.00
Printing Equipment	506040512	2,830,000.00		2,830,000.00	2,830,000.00	-772,500.00	0.00	0.00	2,057,500.00	0.00	0.00	0.00	0.00	0.00
Other Machinery and Equipment	506040599	212,880,000.00		212,880,000.00	192,880,000.00	349,440.00	0.00	0.00	193,229,440.00	0.00	0.00	0.00	349,440.00	349,440.00
Transportation Equipment Outlay	506040800	3,000,000.00	0.00	3,000,000.00	3,000,000.00	0.00	0.00	0.00	3,000,000.00	0.00	0.00	0.00	0.00	0.00
Motor Vehicles	506040801	3,000,000.00		3,000,000.00	3,000,000.00	0.00	0.00	0.00	3,000,000.00	0.00	0.00	0.00	0.00	0.00
Furniture, Fixtures and Books Outlay	506040700	7,500,000.00	0.00	7,500,000.00	5,500,000.00	-1,751,622.22	0.00	0.00	5,324,483.78	0.00	0.00	0.00	0.00	0.00
Furniture and Fixtures	506040701	7,500,000.00		7,500,000.00	5,500,000.00	-1,751,622.22	0.00	0.00	5,324,483.78	0.00	0.00	0.00	0.00	0.00
Intangible Assets Outlay	506060000	840,000.00	0.00	840,000.00	840,000.00	2,628,638.54	0.00	0.00	3,468,638.54	0.00	0.00	2,968,438.54	23,412.16	2,991,850.70
Computer Software	506060200	840,000.00	0.00	840,000.00	840,000.00	2,628,638.54	0.00	0.00	3,468,638.54	0.00	0.00	2,968,438.54	23,412.16	2,991,850.70
Computer Software	506060200	840,000.00		840,000.00	840,000.00	2,628,638.54	0.00	0.00	3,468,638.54	0.00	0.00	2,968,438.54	23,412.16	2,991,850.70
<b>II. Automatic Appropriations</b>														
Retirement and Life Insurance Premiums	1104102	37,082,000.00	223,224.00	37,305,224.00	37,305,224.00	0.00	0.00	0.00	37,305,224.00	7,897,404.22	9,708,941.18	8,291,526.14	9,195,937.78	35,093,809.32
Personnel Services		37,082,000.00	223,224.00	37,305,224.00	37,305,224.00	0.00	0.00	0.00	37,305,224.00	7,897,404.22	9,708,941.18	8,291,526.14	9,195,937.78	35,093,809.32
Personnel Benefit Contributions	501030000	37,082,000.00	223,224.00	37,305,224.00	37,305,224.00	0.00	0.00	0.00	37,305,224.00	7,897,404.22	9,708,941.18	8,291,526.14	9,195,937.78	35,093,809.32
Retirement and Life Insurance Premiums	501030100	37,082,000.00	223,224.00	37,305,224.00	37,305,224.00	0.00	0.00	0.00	37,305,224.00	7,897,404.22	9,708,941.18	8,291,526.14	9,195,937.78	35,093,809.32
Retirement and Life Insurance Premiums	501030100	37,082,000.00	223,224.00	37,305,224.00	37,305,224.00	0.00	0.00	0.00	37,305,224.00	7,897,404.22	9,708,941.18	8,291,526.14	9,195,937.78	35,093,809.32
<b>III. Special Purpose Fund</b>														
Miscellaneous Personnel Benefits Fund	1101406	0.00	30,835,566.00	30,835,566.00	30,835,566.00	264,000.00	0.00	0.00	31,099,566.00	1,532,085.04	1,867,420.02	6,564,543.42	20,584,027.50	30,548,076.38
Personnel Services	501000000	0.00	20,268,726.00	20,268,726.00	20,268,726.00	264,000.00	0.00	0.00	20,532,726.00	354,230.00	0.00	823,170.00	18,803,840.94	19,961,240.94
Other Compensation	501020000	0.00	0.00	0.00	0.00	0.00	0.00	0.00	0.00	0.00	0.00	0.00	0.00	0.00
Clothing/Uniform Allowance	501020400	0.00	0.00	0.00	0.00	0.00	0.00	0.00	0.00	0.00	0.00	0.00	0.00	0.00
Clothing/Uniform Allowance - Civilian	501020401	0.00	0.00	0.00	0.00	0.00	0.00	0.00	0.00	0.00	0.00	0.00	0.00	0.00
Personnel Benefit Contributions	501030000	0.00	0.00	0.00	0.00	0.00	0.00	0.00	0.00	0.00	0.00	0.00	0.00	0.00
PhilHealth Contributions	501030300	0.00	0.00	0.00	0.00	0.00	0.00	0.00	0.00	0.00	0.00	0.00	0.00	0.00
PhilHealth - Civilian	501030301	0.00	0.00	0.00	0.00	0.00	0.00	0.00	0.00	0.00	0.00	0.00	0.00	0.00

Particulars	UACS CODE	Appropriation			Allotments					Current Year Obligations				
		Authorized Appropriation	Adjustments (To)/From, Realignment)	Adjusted Appropriations	Allotments Received	Adjustments (Withdrawal, Realignment)	Transfer To	Transfer From	Adjusted Total Allotments	1st Quarter Ending 31-Mar	2nd Quarter Ending 30-Jun	3rd Quarter Ending Sept. 30	4th Quarter Ending Dec. 31	Total
1	2	3	4	5=(3+4)	6	7	8	9	10=[(6+(-)7)-8+9]	11	12	13	14	15=(11+12+13+14)
Other Personnel Benefits	5010400000	0.00	20,268,726.00	20,268,726.00	20,268,726.00	264,000.00	0.00	0.00	20,532,726.00	354,230.00	0.00	823,170.00	18,803,840.94	19,981,240.94
Other Personnel Benefits	5010499000	0.00	20,268,726.00	20,268,726.00	20,268,726.00	264,000.00	0.00	0.00	20,532,726.00	354,230.00	0.00	823,170.00	18,803,840.94	19,981,240.94
Lump-sum for Compensation Adjustment	5010499006	0.00	116,103.00	116,103.00	116,103.00	0.00	0.00	0.00	116,103.00	0.00	0.00	0.00	116,103.00	116,103.00
Lump-sum for Filling of Positions - Civilian	5010499007	0.00	15,673,948.00	15,673,948.00	15,673,948.00	-512,000.00	0.00	0.00	15,161,948.00	354,230.00	0.00	823,170.00	13,433,062.94	14,610,462.94
Other Personnel Benefits (SRI)	5010499000	0.00	4,478,675.00	4,478,675.00	4,478,675.00	776,000.00	0.00	0.00	5,254,675.00	0.00	0.00	0.00	5,254,675.00	5,254,675.00
Pension and Gratuity Fund	1101407	0.00	10,566,840.00	10,566,840.00	10,566,840.00	0.00	0.00	0.00	10,566,840.00	1,177,855.04	1,867,420.02	5,741,373.42	1,780,188.96	10,566,835.44
Personnel Services		0.00	10,566,840.00	10,566,840.00	10,566,840.00	0.00	0.00	0.00	10,566,840.00	1,177,855.04	1,867,420.02	5,741,373.42	1,780,188.96	10,566,835.44
Other Personnel Benefits	5010400000	0.00	10,566,840.00	10,566,840.00	10,566,840.00	0.00	0.00	0.00	10,566,840.00	1,177,855.04	1,867,420.02	5,741,373.42	1,780,188.96	10,566,835.44
Terminal Leave Benefits	5010403000	0.00	6,902,742.00	6,902,742.00	6,902,742.00	0.00	0.00	0.00	6,902,742.00	1,057,105.72	1,867,420.02	3,838,750.42	41,483.00	6,902,739.16
Terminal Leave Benefits - Civilian	5010403001	0.00	6,902,742.00	6,902,742.00	6,902,742.00	0.00	0.00	0.00	6,902,742.00	1,057,105.72	1,867,420.02	3,838,750.42	41,483.00	6,902,739.16
Other Personnel Benefits	5010499000	0.00	3,664,098.00	3,664,098.00	3,664,098.00	0.00	0.00	0.00	3,664,098.00	120,749.32	0.00	1,804,623.00	1,738,723.96	3,664,096.28
Other Personnel Benefits	5010499009	0.00	3,664,098.00	3,664,098.00	3,664,098.00	0.00	0.00	0.00	3,664,098.00	120,749.32	0.00	1,804,623.00	1,738,723.96	3,664,096.28
<b>GRAND TOTAL</b>		<b>51,528,334,000.00</b>	<b>31,058,790.00</b>	<b>51,559,392,790.00</b>	<b>37,056,525,027.00</b>	<b>0.00</b>	<b>-3,462,920,564.34</b>	<b>3,462,920,564.34</b>	<b>37,066,525,027.00</b>	<b>184,713,567.89</b>	<b>201,465,944.47</b>	<b>9,688,484,624.80</b>	<b>3,579,804,068.54</b>	<b>13,654,468,205.70</b>

Department: Other Executive Offices  
 Agency: Commission on Higher Education  
 Operating Unit: All  
 Organization Code (UACS): 26004000000  
 Fund Cluster: 01 - Regular Agency Fund

Particulars	UACS CODE	Current Year Disbursements				Total	Unreleased Appropriations	Unobligated Allotment	Balances		
		1st Quarter	2nd Quarter	3rd Quarter	4th Quarter				Unpaid Obligations		
		Ending 31-Mar	Ending 30-Jun	Ending Sept. 30	Ending Dec. 31				(15-20) = (23+24)	Due and Demandable	Not Yet Due and Demandable
1	2	16	17	18	19	20=(16+17+18+19)	21=(5-10)	22=(10-15)	23	24	
Agency Specific Budget											
Specific Budgets of National Government Agencies	1101101	121,371,928.88	191,511,231.66	8,737,279,403.62	2,149,225,912.97	11,199,388,475.13	14,493,131,763.00	23,409,283,917.00	1,131,097,155.72	1,259,340,689.14	
Personnel Services		76,276,119.32	123,404,760.35	82,408,431.57	110,892,856.51	402,982,167.75	-8,017,841.00	14,577,513.40	2,768,992.83	125,167.02	
Salaries and Wages	501010000	68,421,027.37	82,379,683.17	76,851,490.72	61,665,962.69	289,118,163.95	9,180,903.30	9,564,807.48	1,055,958.25	120,167.02	
Salaries and Wages - Regular	501010100	68,421,027.37	82,379,683.17	76,851,490.72	61,665,962.69	289,118,163.95	9,180,903.30	9,564,807.48	1,055,958.25	120,167.02	
Basic Salary - Civilian	501010101	68,421,027.37	82,379,683.17	76,851,490.72	61,665,962.69	289,118,163.95	9,180,903.30	9,564,807.48	1,055,958.25	120,167.02	
Other Compensation	501020000	6,831,845.65	36,287,785.60	10,253,565.99	43,774,940.94	97,128,178.18	-14,903,632.81	3,943,079.64	1,588,374.69	5,000.00	
Personal Economic Relief Allowance (PERA)	501020100	3,186,519.59	3,193,471.96	3,564,388.28	2,681,461.24	12,625,841.07	-30,301.58	404,480.51	8,000.00	0.00	
PERA - Civilian	501020101	3,186,519.59	3,193,471.96	3,564,388.28	2,681,461.24	12,625,841.07	-30,301.58	404,480.51	8,000.00	0.00	
Representation Allowance (RA)	501020200	1,640,951.82	1,705,250.00	1,694,250.00	1,699,625.00	6,740,076.52	-748,957.27	89,680.65	19,000.00	0.00	
Representation Allowance (RA)	501020200	1,640,951.82	1,705,250.00	1,694,250.00	1,699,625.00	6,740,076.52	-748,957.27	89,680.65	19,000.00	0.00	
Transportation Allowance (TA)	501020300	1,330,090.48	1,498,171.25	1,459,767.59	1,532,117.51	5,820,146.83	77,491.83	161,422.74	42,938.50	0.00	
Transportation Allowance (TA)	501020301	1,330,090.48	1,498,171.25	1,459,767.59	1,532,117.51	5,820,146.83	77,491.83	161,422.74	42,938.50	0.00	
Clothing/Uniform Allowance	501020400	270,000.00	2,816,520.00	108,000.00	24,000.00	3,218,520.00	-27,520.00	61,000.00	0.00	0.00	
Clothing/Uniform Allowance - Civilian	501020401	270,000.00	2,816,520.00	108,000.00	24,000.00	3,218,520.00	-27,520.00	61,000.00	0.00	0.00	
Quarter Allowance	501020700	0.00	0.00	0.00	55,000.00	55,000.00	-55,000.00	0.00	0.00	0.00	
Quarter Allowance-Civilian	501020701	0.00	0.00	0.00	55,000.00	55,000.00	-55,000.00	0.00	0.00	0.00	
Honoraria	501021000	0.00	4,000.00	26,200.00	60,500.00	90,700.00	613,714.92	17,585.08	0.00	0.00	
Honoraria - Civilian	501021001	0.00	4,000.00	26,200.00	60,500.00	90,700.00	613,714.92	17,585.08	0.00	0.00	
Overtime and Night Pay	501021300	399,283.96	581,879.39	450,842.27	630,630.30	2,062,635.92	-2,266,953.66	6,893.51	197,424.43	0.00	
Overtime Pay	501021301	399,283.96	581,879.39	450,842.27	630,630.30	2,062,635.92	-2,266,953.66	6,893.51	197,424.43	0.00	
Year End Bonus	501021400	0.00	0.00	63,307.30	22,399,265.80	22,462,573.10	1,836,128.05	1,454,268.85	0.00	0.00	
Bonus - Civilian	501021401	0.00	0.00	63,307.30	22,399,265.80	22,462,573.10	1,836,128.05	1,454,268.85	0.00	0.00	
Cash Gift	501021500	0.00	0.00	3,500.00	2,845,250.00	2,848,750.00	-30,250.00	91,500.00	0.00	0.00	
Cash Gift - Civilian	501021501	0.00	0.00	3,500.00	2,845,250.00	2,848,750.00	-30,250.00	91,500.00	0.00	0.00	
Productivity Incentive Allowance	501020801	0.00	0.00	0.00	220,000.00	220,000.00	0.00	-220,000.00	0.00	0.00	
Longevity Pay	501021201	5,000.00	0.00	25,483.55	16.45	30,510.00	10,000.00	35,490.00	0.00	0.00	
Other Bonuses and Allowances	501029900	0.00	26,498,503.00	2,857,847.00	11,827,074.64	41,153,424.64	-14,283,985.00	1,839,548.30	1,321,012.06	5,000.00	
Collective Negotiation Agreement Incentive - Civilian	501029901	0.00	0.00	0.00	10,164,052.64	10,164,052.64	-12,155,315.00	692,950.30	1,298,312.06	0.00	
Productivity Enhancement Incentive - Civilian	501029902	0.00	0.00	0.00	1,401,500.00	1,401,500.00	977,500.00	326,000.00	0.00	5,000.00	
Mid-Year Bonus - Civilian	501029903	0.00	25,040,503.00	4,847.00	44,922.00	25,090,272.00	-264,870.00	927,598.00	0.00	0.00	
Anniversary Bonus - Civilian	501029903	0.00	1,428,000.00	2,853,000.00	216,600.00	4,497,600.00	-2,841,300.00	-107,000.00	22,700.00	0.00	
Personnel Benefit Contributions	501030000	991,717.62	1,040,827.20	908,375.03	1,054,340.91	3,993,260.76	-632.21	119,218.38	78,153.07	0.00	
Pag-IBIG Contributions	501030200	157,600.00	162,022.58	149,646.66	155,335.45	624,604.69	2,095.31	21,700.00	1,600.00	0.00	
Pag-IBIG - Civilian	501030201	157,600.00	162,022.58	149,646.66	155,335.45	624,604.69	2,095.31	21,700.00	1,600.00	0.00	

Particulars	UACS CODE	Current Year Disbursements					Total	Balances		Unpaid Obligations	
		1st Quarter	2nd Quarter	3rd Quarter	4th Quarter	Unreleased Appropriations		Unobligated Allotment	(15-20) = (23+24)		
		Ending 31-Mar	Ending 30-Jun	Ending Sept. 30	Ending Dec. 31				Due and Demandable	Not Yet Due and Demandable	
1	2	16	17	18	19	20=(16+17+18+19)	21=(5-10)	22=(10-16)	23	24	
PhilHealth Contributions	5010303000	678,817.62	714,304.62	607,328.37	736,063.96	2,736,513.97	2,014.58	74,918.38	76,553.07	0.00	
PhilHealth - Civilian	5010303001	678,817.62	714,304.62	607,328.37	736,063.96	2,736,513.97	2,014.58	74,918.38	76,553.07	0.00	
Employees Compensation Insurance Premiums (ECIP)	5010304000	155,300.00	164,500.00	149,400.00	162,942.10	632,142.10	-4,742.10	22,600.00	0.00	0.00	
ECIP - Civilian	5010304001	155,300.00	164,500.00	149,400.00	162,942.10	632,142.10	-4,742.10	22,600.00	0.00	0.00	
Other Personnel Benefits	5010400000	31,528.68	3,716,454.38	4,596,969.83	4,397,611.97	12,742,564.86	-2,274,479.28	950,407.90	46,506.52	0.00	
Terminal Leave Benefits	5010403000	0.00	3,511,636.49	1,218,155.69	2,082,778.96	6,812,571.14	3,087,216.14	342,388.24	2,824.48	0.00	
Terminal Leave Benefits - Civilian	5010403001	0.00	3,511,636.49	1,218,155.69	2,082,778.96	6,812,571.14	3,087,216.14	342,388.24	2,824.48	0.00	
Other Personnel Benefits	5010499000	31,528.68	204,817.89	3,378,814.14	2,314,833.01	5,929,993.72	-5,361,695.42	608,019.66	43,682.04	0.00	
Lump-sum for Step Increments - Length of Service	5010499010	6,220.27	14,436.17	3,984.19	81,076.67	105,717.30	370,776.22	270,824.44	18,682.04	0.00	
Loyalty Award - Civilian	5010499015	10,000.00	100,000.00	230,000.00	65,000.00	405,000.00	-70,000.00	35,000.00	25,000.00	0.00	
Other Personnel Benefits	5010499099	15,308.41	90,381.72	3,144,829.95	2,166,756.34	5,419,276.42	-5,662,471.94	302,195.22	0.00	0.00	
Maintenance and Other Operating Expenses		45,095,807.56	67,871,878.31	8,629,831,388.95	2,031,345,700.03	10,774,144,874.85	14,476,149,604.00	23,140,682,790.19	1,121,692,208.83	1,258,215,522.12	
Traveling Expenses	5020100000	4,472,695.37	8,699,067.91	8,681,213.23	13,973,161.36	35,826,137.87	-13,577,200.35	28,101,658.60	2,674,875.06	685,428.82	
Traveling Expenses - Local	5020101000	4,366,560.69	8,693,067.91	8,681,213.23	13,845,251.12	35,586,092.95	-13,453,763.40	23,306,806.77	2,430,434.86	685,428.82	
Traveling Expenses - Local	5020101000	4,366,560.69	8,693,067.91	8,681,213.23	13,845,251.12	35,586,092.95	-13,453,763.40	23,306,806.77	2,430,434.86	685,428.82	
Traveling Expenses - Foreign	5020102000	106,134.68	6,000.00	0.00	127,910.24	240,044.92	-123,436.95	4,794,851.83	244,540.20	0.00	
Traveling Expenses - Foreign	5020102000	106,134.68	6,000.00	0.00	127,910.24	240,044.92	-123,436.95	4,794,851.83	244,540.20	0.00	
Training and Scholarship Expenses	5020200000	447,816.45	1,704,331.92	772,167.61	826,725.73	3,751,041.71	-3,703,537.02	7,818,770.56	81,859.00	61,855.75	
Training Expenses	5020201000	447,816.45	1,704,331.92	772,167.61	826,725.73	3,751,041.71	-3,703,537.02	5,209,770.56	81,859.00	61,855.75	
ICT Training Expenses	5020201001	0.00	0.00	0.00	0.00	0.00	80,400.00	1,179,600.00	0.00	0.00	
Training Expenses	5020201002	447,816.45	1,704,331.92	772,167.61	826,725.73	3,751,041.71	-3,783,937.02	4,030,170.56	81,859.00	61,855.75	
Scholarship Grants/Expenses	5020202000	0.00	0.00	0.00	0.00	0.00	0.00	2,609,000.00	0.00	0.00	
Scholarship Grants/Expenses	5020202000	0.00	0.00	0.00	0.00	0.00	0.00	2,609,000.00	0.00	0.00	
Supplies and Materials Expenses	5020300000	2,636,615.21	4,977,260.04	12,235,902.44	11,010,112.16	30,859,889.85	-14,636,266.72	6,299,549.25	4,105,169.52	208,658.10	
Office Supplies Expenses	5020301000	965,827.58	1,827,407.51	2,632,662.99	6,822,403.45	12,268,301.53	-3,310,678.43	5,925,462.85	1,055,708.18	200,205.87	
ICT Office Supplies	5020301001	35,120.00	5,105.00	485,720.00	1,981.00	537,926.00	-208,318.00	340,853.00	426,539.00	0.00	
Office Supplies Expenses	5020301002	950,707.58	1,822,302.51	2,138,942.99	6,820,422.45	11,730,375.53	-3,104,360.43	5,584,609.85	629,169.18	200,205.87	
Accountable Forms Expenses	5020302000	143,200.00	1,086,162.50	5,918,920.00	1,305,760.00	8,454,042.50	-3,702,910.00	-1,796,132.50	423,000.00	0.00	
Accountable Forms Expenses	5020302000	143,200.00	1,086,162.50	5,918,920.00	1,305,760.00	8,454,042.50	-3,702,910.00	-1,796,132.50	423,000.00	0.00	
Non-Accountable Forms Expenses	5020303000	0.00	0.00	1,190,000.00	0.00	1,190,000.00	-1,190,000.00	0.00	0.00	0.00	
Non-Accountable Forms Expenses	5020303000	0.00	0.00	1,190,000.00	0.00	1,190,000.00	-1,190,000.00	0.00	0.00	0.00	
Drugs and Medicines Expenses	5020307000	1,701.25	8,596.25	2,104.35	58,459.89	68,861.74	125,639.75	32,498.51	1,000.00	0.00	
Drugs and Medicines Expenses	5020307000	1,701.25	8,596.25	2,104.35	58,459.89	68,861.74	125,639.75	32,498.51	1,000.00	0.00	
Fuel, Oil and Lubricants Expenses	5020309000	512,246.09	572,007.72	633,195.82	565,244.12	2,282,693.75	865,272.52	338,656.85	252,049.65	6,327.23	
Fuel, Oil and Lubricants Expenses	5020309000	512,246.09	572,007.72	633,195.82	565,244.12	2,282,693.75	865,272.52	338,656.85	252,049.65	6,327.23	
Semi-Expendable Machinery and Equipment Expenses	5020321000	0.00	0.00	0.00	40,400.00	40,400.00	-41,050.00	650.00	0.00	0.00	
Office Equipment	5020321002	0.00	0.00	0.00	40,400.00	40,400.00	-41,050.00	650.00	0.00	0.00	
Semi-Expendable Information and Communication Technology		0.00	0.00	80,850.00	-13,350.00	67,500.00	-892,000.00	1,700.00	822,800.00	0.00	
Information and Communication Technology	5020321003	0.00	0.00	80,850.00	-13,350.00	67,500.00	-892,000.00	1,700.00	822,800.00	0.00	
Semi-Expendable Furnitures, Fixtures and Books Expenses	5020322000	0.00	29,880.00	99,420.00	0.00	129,400.00	-245,577.50	9,177.50	107,000.00	0.00	
Furniture and fixtures	5020322001	0.00	29,880.00	99,420.00	0.00	129,400.00	-245,577.50	9,177.50	107,000.00	0.00	
Other Supplies and Materials Expenses	5020399000	983,640.29	1,453,106.06	1,678,749.28	2,233,194.70	6,358,690.33	-6,244,963.06	1,787,536.04	1,443,611.69	2,125.00	
Other Supplies and Materials Expenses	5020399000	983,640.29	1,453,106.06	1,678,749.28	2,233,194.70	6,358,690.33	-6,244,963.06	1,787,536.04	1,443,611.69	2,125.00	



Particulars	UACS CODE	Current Year Disbursements					Total	Balances			
		1st Quarter	2nd Quarter	3rd Quarter	4th Quarter	Unreleased Appropriations		Unobligated Allotment	Unpaid Obligations		
		Ending	Ending	Ending	Ending				Due and Demandable	Not Yet Due and Demandable	
		31-Mar	30-Jun	Sept. 30	Dec. 31						(15-20) = (23+24)
1	2	16	17	18	19	20=(16+17+18+19)	21=(5-10)	22=(10-15)	23	24	
Utility Expenses	5020400000	3,315,600.56	5,227,826.82	4,902,724.14	4,972,638.69	18,418,792.21	1,686,237.35	4,130,210.17	783,275.72	14,484.55	
Water Expenses	5020401000	379,609.16	596,344.38	675,571.52	806,631.66	2,458,156.72	607,656.56	1,749,826.79	25,193.43	1,166.50	
Water Expenses	5020401000	379,609.16	596,344.38	675,571.52	806,631.66	2,458,156.72	607,656.56	1,749,826.79	25,193.43	1,166.50	
Electricity Expenses	5020402000	2,935,991.40	4,631,484.44	4,227,152.62	4,166,007.03	15,960,635.49	1,078,580.79	2,380,383.38	758,082.29	13,318.05	
Electricity Expenses	5020402000	2,935,991.40	4,631,484.44	4,227,152.62	4,166,007.03	15,960,635.49	1,078,580.79	2,380,383.38	758,082.29	13,318.05	
Communication Expenses	5020500000	2,115,344.50	2,317,660.38	2,866,560.57	1,999,556.18	9,299,121.63	-1,157,901.22	9,708,468.49	273,604.72	21,706.38	
Postage and Courier Services	5020501000	205,980.68	367,104.76	344,992.10	288,896.06	1,206,973.60	-337,257.63	5,538,085.26	34,220.55	3,976.22	
Postage and Courier Services	5020501000	205,980.68	367,104.76	344,992.10	288,896.06	1,206,973.60	-337,257.63	5,538,085.26	34,220.55	3,976.22	
Telephone Expenses	5020502000	1,630,173.88	1,500,545.41	2,033,357.52	1,349,486.34	6,513,573.15	-132,065.34	888,776.68	226,784.17	10,931.34	
Mobile	5020502001	834,604.25	642,878.40	1,215,998.49	666,207.17	3,360,588.31	-152,198.74	624,500.78	174,309.65	4,800.00	
Landline	5020502002	795,669.63	857,667.01	816,359.03	683,289.17	3,162,984.84	20,133.40	264,275.90	52,474.52	6,131.34	
Internet Subscription Expenses	5020503000	271,036.03	443,486.69	481,245.95	352,998.78	1,548,769.45	-701,778.25	3,179,996.98	11,815.00	6,796.82	
Internet Subscription Expenses	5020503000	271,036.03	443,486.69	481,245.95	352,998.78	1,548,769.45	-701,778.25	3,179,996.98	11,815.00	6,796.82	
Cable, Satellite, Telegraph and Radio Expenses	5020504000	8,153.91	6,521.52	6,965.00	8,165.00	29,805.43	13,200.00	102,209.57	785.00	0.00	
Cable, Satellite, Telegraph and Radio Expenses	5020504000	8,153.91	6,521.52	6,965.00	8,165.00	29,805.43	13,200.00	102,209.57	785.00	0.00	
Awards/Rewards and Prizes	5020600000	0.00	0.00	35,274.34	0.00	35,274.34	-48,154.74	8,910,000.00	12,880.40	0.00	
Awards/Rewards Expenses	5020601000	0.00	0.00	35,274.34	0.00	35,274.34	-48,154.74	8,910,000.00	12,880.40	0.00	
Awards/Rewards Expenses	5020601001	0.00	0.00	35,274.34	0.00	35,274.34	-48,154.74	8,910,000.00	12,880.40	0.00	
Confidential, Intelligence and Extraordinary Expenses	5021000000	1,126,894.72	1,136,198.95	1,405,047.95	1,365,497.95	5,033,639.57	-579,263.67	126,400.54	220,223.56	0.00	
Extraordinary and Miscellaneous Expenses	5021003000	1,126,894.72	1,136,198.95	1,405,047.95	1,365,497.95	5,033,639.57	-579,263.67	126,400.54	220,223.56	0.00	
Extraordinary and Miscellaneous Expenses	5021003000	1,126,894.72	1,136,198.95	1,405,047.95	1,365,497.95	5,033,639.57	-579,263.67	126,400.54	220,223.56	0.00	
Professional Services	5021100000	21,893,278.80	28,288,304.98	35,729,255.01	42,725,919.72	128,636,758.51	-121,396,866.39	100,235,261.12	22,098,495.38	1,891,351.38	
Legal Services	5021101000	40,820.00	109,050.00	605,100.00	265,250.00	1,020,220.00	-903,500.00	757,481.00	532,799.00	0.00	
Legal Services	5021101000	40,820.00	109,050.00	605,100.00	265,250.00	1,020,220.00	-903,500.00	757,481.00	532,799.00	0.00	
Auditing Services	5021102000	103,828.24	96,136.24	25,738.17	54,544.83	280,247.48	54,047.61	9,000.00	62,704.91	0.00	
Auditing Services	5021102000	103,828.24	96,136.24	25,738.17	54,544.83	280,247.48	54,047.61	9,000.00	62,704.91	0.00	
Consultancy Services	5021103000	0.00	2,067,087.20	673,782.00	1,626,724.28	4,367,593.48	-60,378,189.73	71,113,604.87	4,400,991.28	0.00	
ICT Consultancy Services	5021103001	0.00	0.00	0.00	0.00	0.00	0.00	0.00	0.00	0.00	
Consultancy Services	5021103002	0.00	2,067,087.20	673,782.00	1,626,724.28	4,367,593.48	-60,378,189.73	71,113,604.87	4,400,991.28	0.00	
Other Professional Services	5021189000	21,748,630.56	26,016,031.54	34,424,634.84	40,779,400.61	122,968,697.55	-60,169,224.27	28,355,175.15	17,102,000.19	1,891,351.38	
Other Professional Services	5021189000	21,748,630.56	26,016,031.54	34,424,634.84	40,779,400.61	122,968,697.55	-60,169,224.27	28,355,175.15	17,102,000.19	1,891,351.38	
General Services	5021200000	3,309,062.07	6,573,812.24	6,464,812.95	7,884,585.84	24,032,283.10	-1,751,126.96	-452,379.76	770,223.62	0.00	
Janitorial Services	5021202000	243,780.99	2,089,163.94	1,834,107.71	1,484,607.60	5,631,660.24	179,617.55	218,988.22	528,723.99	0.00	
Janitorial Services	5021202000	243,780.99	2,089,163.94	1,834,107.71	1,484,607.60	5,631,660.24	179,617.55	218,988.22	528,723.99	0.00	
Security Services	5021203000	2,318,041.09	3,156,573.14	3,835,520.83	4,988,904.74	14,299,039.80	-1,455,445.42	823,771.60	181,634.02	0.00	
Security Services	5021203000	2,318,041.09	3,156,573.14	3,835,520.83	4,988,904.74	14,299,039.80	-1,455,445.42	823,771.60	181,634.02	0.00	
Other General Services	5021299000	747,239.99	1,328,075.16	795,184.41	1,231,083.50	4,101,583.08	-475,289.09	-1,496,149.58	59,965.61	0.00	
Other General Services	5021299099	747,239.99	1,328,075.16	795,184.41	1,231,083.50	4,101,583.08	-475,289.09	-1,496,149.58	59,965.61	0.00	
Repairs and Maintenance	5021300000	494,727.63	753,289.40	800,091.70	733,965.42	2,782,084.35	2,784,210.46	1,683,657.30	180,782.88	31,255.00	
Repairs and Maintenance - Buildings and Other Structures	5021304000	102,413.63	241,131.45	118,281.26	135,169.02	596,995.36	168,463.05	629,286.59	0.00	31,255.00	
Buildings	5021304001	91,813.63	146,281.45	118,281.26	135,169.02	491,545.36	-18,536.95	614,736.59	0.00	31,255.00	
Other Structures	5021304099	10,600.00	94,850.00	0.00	0.00	105,450.00	188,000.00	14,550.00	0.00	0.00	

Particulars	UACS CODE	Current Year Disbursements				Total	Balances			Unpaid Obligations	
		1st Quarter	2nd Quarter	3rd Quarter	4th Quarter		Unreleased Appropriations	Unobligated Allotment	(15-20) = (23+24)		
		Ending	Ending	Ending	Ending				Due and Demandable	Not Yet Due and Demandable	
1	2	16	17	18	19	20=(16+17+18+19)	21=(6-10)	22=(10-15)	23	24	
Repairs and Maintenance - Machinery and Equipment	5021305000	34,020.00	328,163.98	321,194.06	297,864.72	981,042.76	435,430.62	857,940.93	8,585.69	0.00	
Office Equipment	5021305002	18,059.00	265,628.26	227,965.45	235,972.72	748,625.43	-239,277.77	154,066.65	8,585.69	0.00	
Information and Communication Technology Equipment	5021305003	14,981.00	62,535.72	3,990.00	5,962.00	87,148.72	841,985.00	136,866.28	0.00	0.00	
Communication Equipment	5021305007	0.00	0.00	0.00	0.00	0.00	-50,000.00	150,000.00	0.00	0.00	
Other Machinery and Equipment	5021305099	0.00	0.00	89,238.61	56,030.00	145,268.61	-117,276.61	217,008.00	0.00	0.00	
Repairs and Maintenance - Transportation Equipment	5021306000	340,294.20	177,803.97	316,297.18	269,398.08	1,103,793.43	2,076,336.79	387,328.78	540.00	0.00	
Motor Vehicles	5021306001	340,294.20	177,803.97	316,297.18	269,398.08	1,103,793.43	2,076,336.79	387,328.78	540.00	0.00	
Repairs and Maintenance - Furniture and Fixtures	5021307000	18,000.00	6,200.00	44,319.20	31,733.60	100,252.80	102,980.00	9,100.00	171,687.20	0.00	
Repairs and Maintenance - Furniture and Fixtures	5021307000	18,000.00	6,200.00	44,319.20	31,733.60	100,252.80	102,980.00	9,100.00	171,687.20	0.00	
Taxes, Insurance Premiums and Other Fees	5021500000	874,860.75	791,357.45	707,329.84	467,523.95	2,841,071.99	-206,377.99	347,255.79	23,050.21	0.00	
Taxes, Duties and Licenses	5021501000	73,107.00	36,286.56	71,094.18	13,016.10	193,503.84	274,359.78	121,719.22	9,417.18	0.00	
Taxes, Duties and Licenses	5021501001	73,107.00	36,286.56	71,094.18	13,016.10	193,503.84	274,359.78	121,719.22	9,417.18	0.00	
Fidelity Bond Premiums	5021502000	503,424.42	91,650.00	157,542.41	289,704.59	1,042,321.42	-614,443.50	64,122.08	0.00	0.00	
Fidelity Bond Premiums	5021502000	503,424.42	91,650.00	157,542.41	289,704.59	1,042,321.42	-614,443.50	64,122.08	0.00	0.00	
Insurance Expenses	5021503000	298,329.33	663,420.89	478,693.25	164,803.26	1,605,246.73	133,706.75	161,414.48	13,533.03	0.00	
Insurance Expenses	5021503000	298,329.33	663,420.89	478,693.25	164,803.26	1,605,246.73	133,706.75	161,414.48	13,533.03	0.00	
Other Maintenance and Operating Expenses	5029900000	4,408,911.30	7,402,856.22	8,555,231,009.17	1,945,586,003.03	10,512,628,779.72	14,628,735,851.25	22,973,773,938.14	1,090,467,858.75	1,255,300,772.14	
Advertising Expenses	5029901000	400.00	18,988.00	70,950.00	65,826.00	155,964.00	-225,814.00	1,718,975.00	0.00	58,875.00	
Advertising Expenses	5029901000	400.00	18,988.00	70,950.00	65,826.00	155,964.00	-225,814.00	1,718,975.00	0.00	58,875.00	
Printing and Publication Expenses	5029902000	43,402.25	78,446.00	153,156.30	247,275.40	522,279.95	-3,769,970.65	7,075,941.40	6,542.50	30,206.80	
Printing and Publication Expenses	5029902000	43,402.25	78,446.00	153,156.30	247,275.40	522,279.95	-3,769,970.65	7,075,941.40	6,542.50	30,206.80	
Representation Expenses	5029903000	2,933,768.24	5,059,414.76	5,882,131.24	16,586,875.06	30,562,169.30	-45,435,169.67	39,873,071.12	10,227,003.45	778,905.80	
Representation Expenses	5029903000	2,933,768.24	5,059,414.76	5,882,131.24	16,586,875.06	30,562,169.30	-45,435,169.67	39,873,071.12	10,227,003.45	778,905.80	
Transportation and Delivery Expenses	5029904000	11,984.40	98,609.00	41,842.17	87,468.00	239,701.57	66,006.00	-131,707.57	0.00	0.00	
Transportation and Delivery Expenses	5029904000	11,984.40	98,609.00	41,842.17	87,468.00	239,701.57	66,006.00	-131,707.57	0.00	0.00	
Rent/Lease Expenses	5029905000	275,659.75	416,571.26	544,026.30	3,113,023.26	4,350,180.57	-640,021.60	15,989,720.90	426,120.13	0.00	
Rents - Building and Structures	5029905001	195,000.00	45,800.00	30,000.00	2,577,592.00	2,848,392.00	60,000.00	14,816,508.00	12,000.00	0.00	
Rents - Land	5029905002	0.00	0.00	0.00	60,000.00	60,000.00	-60,000.00	0.00	0.00	0.00	
Rents - Equipment	5029905004	65,559.75	308,786.26	496,026.30	469,931.26	1,330,303.57	-741,536.60	589,112.80	392,120.13	0.00	
Rents - Motor Vehicles	5029905003	0.00	53,895.00	24,000.00	0.00	77,985.00	44,015.00	454,000.00	0.00	0.00	
Rents - Living Quarters	5029905005	18,000.00	8,000.00	4,000.00	5,500.00	33,500.00	57,500.00	20,000.00	22,000.00	0.00	
Membership Dues and Contributions to Organizations	5029906000	48,900.00	97,200.00	45,580.00	4,620.00	196,300.00	96,500.00	118,200.00	0.00	0.00	
Membership Dues and Contributions to Organizations	5029906000	48,900.00	97,200.00	45,580.00	4,620.00	196,300.00	96,500.00	118,200.00	0.00	0.00	
Subscription Expenses	5029907000	33,020.78	59,123.54	299,099.75	211,277.66	602,521.73	4,248,593.90	4,023,560.43	180,223.94	0.00	
ICT Software Subscription	5029907001	0.00	0.00	2,280.00	164,560.55	166,840.55	5,175,000.00	2,313,874.01	149,285.44	0.00	
Cloud Computing Service	5029907003	0.00	0.00	0.00	0.00	0.00	0.00	0.00	0.00	0.00	
Other Subscription Expenses	5029907099	33,020.78	59,123.54	296,819.75	46,717.11	435,681.18	-926,306.10	1,709,686.42	30,938.50	0.00	
Donations	5029908000	0.00	117,285.00	8,545,608,171.08	1,919,668,637.58	10,465,394,093.68	14,656,937,606.48	22,626,479,488.19	1,079,416,577.13	1,254,424,234.54	
Donations	5029908000	0.00	117,285.00	8,545,608,171.08	1,919,668,637.58	10,465,394,093.68	14,656,937,606.48	22,626,479,488.19	1,079,416,577.13	1,254,424,234.54	

Particulars	UACS CODE	Current Year Disbursements					Total	Balances			
		1st Quarter	2nd Quarter	3rd Quarter	4th Quarter	Unreleased Appropriations		Unobligated Allotment	Unpaid Obligations		
		Ending	Ending	Ending	Ending				Due and Demandable	Not Yet Due and Demandable	
		31-Mar	30-Jun	Sept. 30	Dec. 31						(16-20) = (23+24)
1	2	16	17	18	19	20=(16+17+18+19)	21=(6-10)	22=(10-16)	23	24	
Other Maintenance and Operating Expenses	5029999000	1,060,875.88	1,457,218.66	2,586,252.33	5,501,202.07	10,605,548.94	17,458,020.79	78,626,688.67	211,191.60	8,550.00	
Other Maintenance and Operating Expenses	5029999099	1,060,875.88	1,457,218.66	2,586,252.33	5,501,202.07	10,605,548.94	17,458,020.79	78,626,688.87	211,191.60	8,550.00	
Capital Outlays		0.00	234,493.00	15,039,583.10	6,987,356.43	22,261,432.53	25,000,000.00	254,033,813.41	6,635,954.06	0.00	
Property, Plant and Equipment Outlay	5060400000	0.00	234,493.00	12,071,144.56	6,987,356.43	19,292,993.99	27,628,638.54	253,556,825.57	6,612,541.90	0.00	
Infrastructure Outlay	5060403000	0.00	0.00	0.00	0.00	0.00	0.00	0.00	0.00	0.00	
Communication Networks	5060403006	0.00	0.00	0.00	0.00	0.00	0.00	0.00	0.00	0.00	
Buildings and Other Structures	5060404000	0.00	0.00	0.00	6,088,796.43	6,088,796.43	0.00	17,540,847.17	4,914,356.40	0.00	
Buildings	5060404001	0.00	0.00	0.00	149,786.00	149,786.00	0.00	13,474,007.93	2,841,206.07	0.00	
Other Structures	5060404099	0.00	0.00	0.00	5,939,010.43	5,939,010.43	0.00	4,066,839.24	2,073,150.33	0.00	
Machinery and Equipment Outlay	5060405000	0.00	234,493.00	12,071,144.56	698,560.00	13,204,197.56	22,453,122.32	230,691,494.62	1,698,185.50	0.00	
Office Equipment	5060405002	0.00	0.00	0.00	0.00	0.00	-50,316.22	2,423,886.22	128,430.00	0.00	
Information and Communication Technology Equipment	5060405003	0.00	234,493.00	12,071,144.56	549,120.00	12,854,757.56	1,582,800.00	2,707,686.94	1,571,755.50	0.00	
Communication Equipment	5060405007	0.00	0.00	0.00	0.00	0.00	487,578.54	30,822,421.45	0.00	0.00	
Medical Equipment	5060405011	0.00	0.00	0.00	0.00	0.00	0.00	0.00	0.00	0.00	
Printing Equipment	5060405012	0.00	0.00	0.00	0.00	0.00	772,500.00	2,057,500.00	0.00	0.00	
Other Machinery and Equipment	5060405099	0.00	0.00	0.00	349,440.00	349,440.00	19,650,560.00	192,860,000.00	0.00	0.00	
Transportation Equipment Outlay	5060406000	0.00	0.00	0.00	0.00	0.00	3,000,000.00	0.00	0.00	0.00	
Motor Vehicles	5060406001	0.00	0.00	0.00	0.00	0.00	3,000,000.00	0.00	0.00	0.00	
Furniture, Fixtures and Books Outlay	5060407000	0.00	0.00	0.00	0.00	0.00	2,175,516.22	5,324,483.78	0.00	0.00	
Furniture and Fixtures	5060407001	0.00	0.00	0.00	0.00	0.00	2,175,516.22	5,324,483.78	0.00	0.00	
Intangible Assets Outlay	5060600000	0.00	0.00	2,968,438.54	0.00	2,968,438.54	-2,628,638.54	476,787.84	23,412.16	0.00	
Computer Software	5060602000	0.00	0.00	2,968,438.54	0.00	2,968,438.54	-2,628,638.54	476,787.84	23,412.16	0.00	
Computer Software	5060602000	0.00	0.00	2,968,438.54	0.00	2,968,438.54	-2,628,638.54	476,787.84	23,412.16	0.00	
II. Automatic Appropriations											
Retirement and Life Insurance Premiums	1104102	7,897,404.22	9,708,565.88	8,291,526.14	9,171,683.79	35,069,180.03	0.00	2,211,414.68	1,813.84	22,815.45	
Personnel Services		7,897,404.22	9,708,565.88	8,291,526.14	9,171,683.79	35,069,180.03	0.00	2,211,414.68	1,813.84	22,815.45	
Personnel Benefit Contributions	5010300000	7,897,404.22	9,708,565.88	8,291,526.14	9,171,683.79	35,069,180.03	0.00	2,211,414.68	1,813.84	22,815.45	
Retirement and Life Insurance Premiums	5010301000	7,897,404.22	9,708,565.88	8,291,526.14	9,171,683.79	35,069,180.03	0.00	2,211,414.68	1,813.84	22,815.45	
Retirement and Life Insurance Premiums	5010301000	7,897,404.22	9,708,565.88	8,291,526.14	9,171,683.79	35,069,180.03	0.00	2,211,414.68	1,813.84	22,815.45	
III. Special Purpose Fund		1,532,085.04	1,867,420.02	6,559,367.80	18,258,198.60	26,217,071.56	-264,000.00	551,485.62	2,331,004.82	0.00	
Miscellaneous Personnel Benefits Fund	1101406	354,230.00	0.00	823,170.00	16,478,011.64	17,655,411.64	-264,000.00	551,485.06	2,325,829.30	0.00	
Personnel Services	5010000000	354,230.00	0.00	823,170.00	16,478,011.64	17,655,411.64	-264,000.00	551,485.06	2,325,829.30	0.00	
Other Compensation	5010200000	0.00	0.00	0.00	0.00	0.00	0.00	0.00	0.00	0.00	
Clothing/Uniform Allowance	5010204000	0.00	0.00	0.00	0.00	0.00	0.00	0.00	0.00	0.00	
Clothing/Uniform Allowance - Civilian	5010204001	0.00	0.00	0.00	0.00	0.00	0.00	0.00	0.00	0.00	
Personnel Benefit Contributions	5010300000	0.00	0.00	0.00	0.00	0.00	0.00	0.00	0.00	0.00	
PhilHealth Contributions	5010303000	0.00	0.00	0.00	0.00	0.00	0.00	0.00	0.00	0.00	
PhilHealth - Civilian	5010303001	0.00	0.00	0.00	0.00	0.00	0.00	0.00	0.00	0.00	



Particulars	UACS CODE	Current Year Disbursements					Balances			Unpaid Obligations	
		1st Quarter	2nd Quarter	3rd Quarter	4th Quarter	Total	Unreleased Appropriations	Unobligated Allotment	(16-20) = (23+24)		
		Ending 31-Mar	Ending 30-Jun	Ending Sept. 30	Ending Dec. 31				Due and Demandable 23	Not Yet Due and Demandable 24	
1	2	16	17	18	19	20=(16+17+18+19)	21=(6-10)	22=(10-15)	23	24	
Other Personnel Benefits	5010400000	354,230.00	0.00	823,170.00	16,478,011.64	17,655,411.64	-264,000.00	551,485.05	2,325,829.30	0.00	
Other Personnel Benefits	5010499000	354,230.00	0.00	823,170.00	16,478,011.64	17,655,411.64	-264,000.00	551,485.05	2,325,829.30	0.00	
Lump-sum for Compensation Adjustment	5010499006	0.00	0.00	0.00	116,103.00	116,103.00	0.00	0.00	0.00	0.00	
Lump-sum for Filling of Positions - Civilian	5010499007	354,230.00	0.00	823,170.00	13,110,233.64	14,287,633.64	512,000.00	551,485.05	322,829.30	0.00	
Other Personnel Benefits (SRU)	5010499000	0.00	0.00	0.00	3,251,675.00	3,251,675.00	-776,000.00	0.00	2,003,000.00	0.00	
Pension and Gratuity Fund	1101407	1,177,855.04	1,867,420.02	5,736,197.90	1,780,186.96	10,581,659.92	0.00	4.56	5,175.52	0.00	
Personnel Services		1,177,855.04	1,867,420.02	5,736,197.90	1,780,186.96	10,581,659.92	0.00	4.56	5,175.52	0.00	
Other Personnel Benefits	5010400000	1,177,855.04	1,867,420.02	5,736,197.90	1,780,186.96	10,581,659.92	0.00	4.56	5,175.52	0.00	
Terminal Leave Benefits	5010403000	1,057,105.72	1,867,420.02	3,931,574.90	41,463.00	6,897,563.64	0.00	2.94	5,175.52	0.00	
Terminal Leave Benefits - Civilian	5010403001	1,057,105.72	1,867,420.02	3,931,574.90	41,463.00	6,897,563.64	0.00	2.94	5,175.52	0.00	
Other Personnel Benefits	5010499000	120,749.32	0.00	1,804,623.00	1,738,723.96	3,664,096.28	0.00	1.72	0.00	0.00	
Other Personnel Benefits	5010499099	120,749.32	0.00	1,804,623.00	1,738,723.96	3,664,096.28	0.00	1.72	0.00	0.00	
<b>GRAND TOTAL</b>		<b>130,801,416.14</b>	<b>203,087,217.56</b>	<b>8,752,130,297.66</b>	<b>2,178,655,795.36</b>	<b>11,262,674,726.72</b>	<b>14,492,667,763.00</b>	<b>23,412,056,821.30</b>	<b>1,133,429,974.38</b>	<b>1,258,363,504.58</b>	


Certified Correct:


Certified Correct:


Recommended By:

Approved By:

  
**EVA M. PASIGPASIGAN**  
 Budget Officer  
 Date: 

  
**MIRIAM V. MIRANDA**  
 Chief Accountant  
 Date:

  
**ATTY. SEPTON A. DE LA CRUZ, CESE**  
 Officer-in-Charge, Office of the Director IV  
 AFMS  
 Date:

  
**J. PROSPERO E. DE VERA III, DPA**  
 Chairman  
 Agency Head/Department  
 Date: 