



STATEMENT OF APPROPRIATIONS, ALLOTMENTS, OBLIGATIONS, DISBURSEMENTS AND BALANCES
As of the Quarter Ending Sept. 30, 2019

Department : OTHER EXECUTIVE OFFICE
Agency : COMMISSION ON HIGHER EDUCATION
Operating Unit : HEDFS and CHEDROS
Organization Code (UACS) : 260040100000
Funding Source Code : 03104369

Current Year Appropriations
Supplemental Appropriations
Continuing Appropriations


Particulars	UACODE	Appropriations			Allotments			Current Year Obligations					Current Year Disbursements					Balances					
		Authorized Appropriation	Adjustments (Transfer To/From, Reassignment)	Adjusted Appropriations	Allotments Received	Adjustments (Wit)	Transfer To	Transfer From	Adjusted Total Allotments	1st Qtr	2nd Qtr	3rd Qtr	4th Qtr	TOTAL	1st Qtr	2nd Qtr	3rd Qtr	4th Qtr	TOTAL	Unreleased Appropriations	Unobligated Allotment	Due and Dem	Unpaid Obligations (14-20) + (23-24)
1	2	3	4	5=(3+4)	6	7	8	9	10=[(9+)-7]-8+9	11	12	13	14	15	16	17	18	19	20	21=(5-10)	22=(10-15)	23	24
II. Automatic Appropriations HEDF (F151)																							
OO 1 - Higher Education Regulation Services																							
PAP 1 - Monitoring and evaluation of performance of higher education programs and institutions and provision of appropriate incentives as well as imposition of sanctions MOOE	4010000	470,000,000.00	(9,796,000.00)	460,204,000.00	100,000,000.00	-	(7,890,867.89)	7,890,867.89	100,000,000.00	58,834,520.94	15,805,966.76	58,620,549.23	#	133,261,036.93	8,060,980.62	12,412,959.81	39,024,763.54	#	59,498,703.97	360,204,000.00	(9,004,192.76)	-	73,762,332.96
PAP 2 - Development of standards for higher education programs and institutions MOOE	304020000	50,000,000.00		50,000,000.00	40,000,000.00		(1,894,110.00)	1,894,110.00	40,000,000.00	8,516,552.16	935,526.22	4,702,968.75	#	14,155,047.13	2,644,970.72	2,530,111.72	5,182,981.85	#	10,358,064.29	10,000,000.00	28,224,279.97		3,796,982.84
PAP 2 - Development of standards for higher education programs and institutions MOOE	304020000	420,000,000.00	(9,796,000.00)	410,204,000.00	60,000,000.00		(5,996,757.89)	5,996,757.89	60,000,000.00	50,317,968.78	14,870,440.54	53,917,580.48	#	119,105,989.80	5,416,009.90	9,882,848.09	33,841,781.69	#	49,140,639.68	350,204,000.00	(37,228,472.73)		69,965,350.12
OO 2 - Higher Education Development Services																							
PAP 1 - Formulation of Higher Education Plan and Policies/Priorities on Research and Planning for a systematic documentation, publication and dissemination of information MOOE	301010000	82,000,000.00		82,000,000.00	35,000,000.00		(894,750.00)	894,750.00	35,000,000.00	3,928,393.20	1,850,542.98	1,096,924.57	#	6,875,860.75	924,312.91	2,475,546.79	1,361,419.71	#	4,761,379.41	47,000,000.00	28,969,815.51		2,114,481.34
PAP 2 - Development of Strategies and Schemes to establish linkages with international institutions of higher education MOOE	0200000	85,000,000.00		85,000,000.00	50,000,000.00		(921,400.00)	921,400.00	50,000,000.00	3,066,038.03	5,269,330.14	31,148,266.30	#	39,483,634.47	2,492,009.81	2,600,561.31	7,785,359.83	#	12,877,920.95	35,000,000.00	13,082,425.63		26,605,713.52
PAP 3 - Provision of assistance, incentives scholarship and grants. MOOE	0200000	170,000,000.00		170,000,000.00	150,000,000.00		(25,492,275.00)	25,492,275.00	150,000,000.00	25,492,275.00		9,185,850.00	#	34,678,125.00	5,332,725.00	20,159,550.00	2,743,425.00	#	28,235,700.00	20,000,000.00	131,823,572.86		6,442,425.00
PAP 4 - Provision of scholarship to faculty members and HEI administrators MOOE	0300000	90,000,000.00		90,000,000.00	45,000,000.00				45,000,000.00	729,840.46	12,346.04	3,325.00	#	745,511.50	61,767.37	187,269.58	177,172.46	#	426,209.41	45,000,000.00	44,254,488.50		319,302.09
PAP 5 - Formulation of policies and guidelines on student affairs and provision of MOOE	0300000	10,204,000.00	9,796,000.00	20,000,000.00	20,000,000.00		(1,011,614.00)	1,011,614.00	20,000,000.00	2,142,865.25	779,773.45	1,072,008.05	#	3,994,646.75	849,765.59	928,330.27	717,284.74	#	2,495,380.60		16,725,241.07		1,499,266.15
Sub-Total, Automatic Appropriations HEDF (F151) MOOE																							
		907,204,000.00	-	907,204,000.00	400,000,000.00	-	(36,210,906.89)	36,210,906.89	400,000,000.00	94,193,932.88	23,717,959.37	101,126,923.15	#	219,038,815.40	17,721,561.30	38,764,307.76	51,809,425.28	#	108,295,294.34	507,204,000.00	225,851,351.01	-	110,743,521.06
GRAND TOTAL																							
		907,204,000.00	-	907,204,000.00	400,000,000.00	-	(36,210,906.89)	36,210,906.89	400,000,000.00	94,193,932.88	23,717,959.37	101,126,923.15	#	219,038,815.40	17,721,561.30	38,764,307.76	51,809,425.28	#	108,295,294.34	507,204,000.00	225,851,351.01	-	110,743,521.06
MOOE		907,204,000.00	-	907,204,000.00	400,000,000.00	-	(36,210,906.89)	36,210,906.89	400,000,000.00	94,193,932.88	23,717,959.37	101,126,923.15	#	219,038,815.40	17,721,561.30	38,764,307.76	51,809,425.28	#	108,295,294.34	507,204,000.00	225,851,351.01	-	110,743,521.06
MFO 1		470,000,000.00	(9,796,000.00)	460,204,000.00	100,000,000.00	-	(7,890,867.89)	7,890,867.89	100,000,000.00	58,834,520.94	15,805,966.76	58,620,549.23	#	133,261,036.93	8,060,980.62	12,412,959.81	39,024,763.54	#	59,498,703.97	360,204,000.00	(9,004,192.76)	-	73,762,332.96
MFO 2		437,204,000.00	9,796,000.00	447,000,000.00	300,000,000.00	-	(28,320,039.00)	28,320,039.00	300,000,000.00	35,359,411.94	7,911,992.61	42,506,373.92	#	85,777,778.47	9,660,580.68	26,351,347.95	12,784,661.74	#	48,796,590.37	147,000,000.00	234,855,543.77	-	36,981,188.10

Certified Correct:

LEANA D. PAJUNGAN
Budget Officer III-Designate, HEDFS
Date:

Certified Correct:

MYRA PAZ B. MANALO
Chief Accountant, HEDFS
Date:

Recommending Approval:

MARY SYLVETTE T. GUNGUNDO, Ph.D.
OIC, Office of the Director III, HEDFS
Date:

Approved By:

J. PROSPERO E. DE VERA, III, DPA
Chairman, Commission on Higher Education
Date: 