



STATEMENT OF APPROPRIATIONS, ALLOTMENTS, OBLIGATIONS, DISBURSEMENTS AND BALANCES
As of the Quarter Ending March 31, 2020

Department : OTHER EXECUTIVE OFFICE
 Agency : COMMISSION ON HIGHER EDUCATION
 Operating Unit : HEDF
 Organization Code (UACS) : 260040100000
 Funding Source Code : 03104369

	Current Year Appropriations
	Supplemental Appropriations
	Continuing Appropriations


Particulars	UACS CODE	Appropriations			Allotments						Disbursements					Balances							
		Authorized Appropriation	Adjustment (Transfer To) From, Realignment	Adjusted Appropriations	Allotments Received	Adjustments (Withdrawal, Realignment)	Transfer To	Transfer From	Adjusted Total Allotments	1st Qtr	2nd Qtr	3rd Qtr	4th Qtr	TOTAL	1st Qtr	2nd Qtr	3rd Qtr	4th Qtr	TOTAL	Unreleased Appropriations	Unobligated Allotment	Unpaid Obligations (15-20 + 23+24)	
																						Due and Demandable	Not Yet Due and Demandable
1	2	3	4	5=(3+4)	6	7	8	9	10=(6+(-)7)-8+9	11	12	13	14	15	16	17	18	19	20	21=(5-10)	22=(10-15)	23	24
II. Automatic Appropriations HEDF (F151)																							
OO 1 - Higher Education Regulation Services	3 01 00 0000	474,165,000.00	-	474,165,000.00	225,000,000.00	-	-	-	225,000,000.00	16,180,816.71	-	-	-	16,180,816.71	10,082,251.91	-	-	-	10,082,251.91	249,165,000.00	208,819,183.29	-	6,098,564.80
PAP 1 - Monitoring and evaluation of performance of higher education programs and institutions and provision of appropriate incentives as well as imposition of sanctions MOOE	3 04 010000	50,000,000.00		50,000,000.00	25,000,000.00				25,000,000.00	7,019,410.77				7,019,410.77	4,753,444.02				4,753,444.02	25,000,000.00	17,980,589.23		2,265,966.75
PAP 2 - Development of standards for higher education programs and institutions MOOE	3 04 020000	424,165,000.00		424,165,000.00	200,000,000.00				200,000,000.00	9,161,405.94				9,161,405.94	5,328,807.89				5,328,807.89	224,165,000.00	190,838,594.06		3,832,598.05
OO 2 - Higher Education Development Services	3 02 00 0000	613,635,000.00	-	613,635,000.00	275,000,000.00	-	-	-	275,000,000.00	33,520,083.60	-	-	-	33,520,083.60	9,925,583.18	-	-	-	9,925,583.18	338,635,000.00	241,479,916.40	-	23,594,500.42
PAP 1 - Formulation of Higher Education Plan and Policies/Priorities on Research and Planning for a systematic documentation, publication and dissemination of information on Higher Education MOOE	3 01 01 0000	82,000,000.00		82,000,000.00	41,000,000.00				41,000,000.00	3,963,964.42				3,963,964.42	2,313,701.45				2,313,701.45	41,000,000.00	37,036,035.58		1,650,262.97
PAP 2 - Development of Strategies and Schemes to establish linkages with international institutions of higher education learning MOOE	3 01 02 0000	311,338,000.00		311,338,000.00	124,000,000.00				124,000,000.00	27,231,449.88				27,231,449.88	6,939,433.10				6,939,433.10	187,338,000.00	96,768,550.12		20,292,016.78
PAP 3 - Provision of assistance, incentives scholarship and grants. MOOE	3 02 02 0000	120,093,000.00		120,093,000.00	60,000,000.00				60,000,000.00	1,741,612.50				1,741,612.50	354,487.50				354,487.50	60,093,000.00	58,258,387.50		1,387,125.00
PAP 4 - Provision of scholarship to faculty members and HEI administrators MOOE	3 02 03 0000	90,000,000.00		90,000,000.00	45,000,000.00				45,000,000.00	-				-	-				-	45,000,000.00	45,000,000.00		-
PAP 5 - Formulation of policies and guidelines on student affairs and provision of student services MOOE	3 01 03 0000	10,204,000.00		10,204,000.00	5,000,000.00				5,000,000.00	583,056.80				583,056.80	317,961.13				317,961.13	5,204,000.00	4,416,943.20		265,096.67
Sub-Total, Automatic Appropriations HEDF (F151)		1,087,800,000.00	-	1,087,800,000.00	500,000,000.00	-	-	-	500,000,000.00	49,700,900.31	-	-	-	49,700,900.31	20,007,835.09	-	-	-	20,007,835.09	587,800,000.00	450,299,099.69	-	29,693,065.22
MOOE		1,087,800,000.00	-	1,087,800,000.00	500,000,000.00	-	-	-	500,000,000.00	49,700,900.31	-	-	-	49,700,900.31	20,007,835.09	-	-	-	20,007,835.09	587,800,000.00	450,299,099.69	-	29,693,065.22
MFO 1		474,165,000.00	-	474,165,000.00	225,000,000.00	-	-	-	225,000,000.00	16,180,816.71	-	-	-	16,180,816.71	10,082,251.91	-	-	-	10,082,251.91	249,165,000.00	208,819,183.29	-	6,098,564.80
MFO 2		613,635,000.00	-	613,635,000.00	275,000,000.00	-	-	-	275,000,000.00	33,520,083.60	-	-	-	33,520,083.60	9,925,583.18	-	-	-	9,925,583.18	338,635,000.00	241,479,916.40	-	23,594,500.42
GRAND TOTAL		1,087,800,000.00	-	1,087,800,000.00	500,000,000.00	-	-	-	500,000,000.00	49,700,900.31	-	-	-	49,700,900.31	20,007,835.09	-	-	-	20,007,835.09	587,800,000.00	450,299,099.69	-	29,693,065.22

Certified Correct:

LEANA D. PATUNGAN
 Budget Officer III-Designate, HEDF
 Date:

Certified Correct:

MYRA PAZ B. MANALO
 Chief Accountant, HEDF
 Date:

Recommending Approval:

ATTY. CHRISTIAN L. RIVERO, CESE
 OIC, Office of the Director III, HEDF
 Date:

Approved By:

J. PROSPERO E. DE VERA, III, DPA
 Chairman, Commission on Higher Education
 Date: