



STATEMENT OF APPROPRIATIONS, ALLOTMENTS, OBLIGATIONS, DISBURSEMENTS AND BALANCES  
As of the Quarter Ending June 30, 2020

|  |                             |
|--|-----------------------------|
|  | Current Year Appropriations |
|  | Supplemental Appropriations |
|  | Continuing Appropriations   |


Department : OTHER EXECUTIVE OFFICE  
 Agency : COMMISSION ON HIGHER EDU  
 Operating Unit : HEDF  
 Organization Code (UACS) : 260040100000  
 Funding Source Code : 3104369

| Particulars  | UACS CODE    | Appropriations           |   |                         | Allotments            |  |             |               |                           | Obligations          |                      |         |         |                       | Disbursements        |                      |         |         |                      | Balances                  |                       |                                      |                            |  |  |  |  |  |  |  |  |  |  |  |  |  |  |  |  |  |  |  |  |  |  |
|--|--------------|--------------------------|---|-------------------------|-----------------------|--|-------------|---------------|---------------------------|----------------------|----------------------|---------|---------|-----------------------|----------------------|----------------------|---------|---------|----------------------|---------------------------|-----------------------|--------------------------------------|----------------------------|--|--|--|--|--|--|--|--|--|--|--|--|--|--|--|--|--|--|--|--|--|--|
|  |              | Authorized Appropriation | Adjustments (Transfer (-) or From (Addition)) | Adjusted Appropriations | Allotments Received   | Adjustments (Withdrawal, Reassignment) | Transfer To | Transfer From | Adjusted Total Allotments | 1st Qtr              | 2nd Qtr              | 3rd Qtr | 4th Qtr | TOTAL                 | 1st Qtr              | 2nd Qtr              | 3rd Qtr | 4th Qtr | TOTAL                | Unreleased Appropriations | Unobligated Allotment | Unpaid Obligations (15-20) = (23+24) |                            |  |  |  |  |  |  |  |  |  |  |  |  |  |  |  |  |  |  |  |  |  |  |
|  |              |                          |   |                         |                       |  |             |               |                           |                      |                      |         |         |                       |                      |                      |         |         |                      |                           |                       | Due and Demandable                   | Not Yet Due and Demandable |  |  |  |  |  |  |  |  |  |  |  |  |  |  |  |  |  |  |  |  |  |  |
| 1  | 2            | 3                        | 4   | 5=(3+4)                 | 6                     | 7                                      | 8           | 9             | 10=(8+(-)-9+9)            | 11                   | 12                   | 13      | 14      | 15                    | 16                   | 17                   | 18      | 19      | 20                   | 21=(5-10)                 | 22=(10-15)            | 23                                   | 24                         |  |  |  |  |  |  |  |  |  |  |  |  |  |  |  |  |  |  |  |  |  |  |
| <b>II. Automatic Appropriations</b>  |              |                          |   |                         |                       |  |             |               |                           |                      |                      |         |         |                       |                      |                      |         |         |                      |                           |                       |                                      |                            |  |  |  |  |  |  |  |  |  |  |  |  |  |  |  |  |  |  |  |  |  |  |
| <b>HEDF (F151)</b>   |              |                          |   |                         |                       |  |             |               |                           |                      |                      |         |         |                       |                      |                      |         |         |                      |                           |                       |                                      |                            |  |  |  |  |  |  |  |  |  |  |  |  |  |  |  |  |  |  |  |  |  |  |
| OO 1 - Higher Education Regulation Services  | 3 01 00 0000 | 474,165,000.00           | 0   | 474,165,000.00          | 225,000,000.00        | 0                                      | 0           | 0             | 225,000,000.00            | 15,522,267.49        | 8,453,529.89         |         |         | 23,975,797.38         | 9,626,053.59         | 8,869,687.52         |         |         | 18,495,741.11        | 249,165,000.00            | 201,024,202.62        | 0                                    | 5,480,056.27               |  |  |  |  |  |  |  |  |  |  |  |  |  |  |  |  |  |  |  |  |  |  |
| PAP 1 - Monitoring and evaluation of performance of higher education programs and institutions and provision of appropriate incentives as well as imposition of sanctions                      | 3E+14        |                          |   |                         |                       |  |             |               |                           |                      |                      |         |         |                       |                      |                      |         |         |                      |                           |                       |                                      |                            |  |  |  |  |  |  |  |  |  |  |  |  |  |  |  |  |  |  |  |  |  |  |
| MOOE   |              | 50,000,000.00            |   | 50,000,000.00           | 25,000,000.00         |  |             |               | 25,000,000.00             | 6,903,493.63         | 2,401,899.87         |         |         | 9,305,393.50          | 4,753,444.02         | 1,504,612.15         |         |         | 6,258,056.17         | 25,000,000.00             | 15,694,606.50         |                                      | 3,047,337.33               |  |  |  |  |  |  |  |  |  |  |  |  |  |  |  |  |  |  |  |  |  |  |
| PAP 2 - Development of standards of excellence for higher education programs and institutions  | 3E+14        |                          |   |                         |                       |  |             |               |                           |                      |                      |         |         |                       |                      |                      |         |         |                      |                           |                       |                                      |                            |  |  |  |  |  |  |  |  |  |  |  |  |  |  |  |  |  |  |  |  |  |  |
| MOOE   |              | 424,165,000.00           |   | 424,165,000.00          | 200,000,000.00        |  |             |               | 200,000,000.00            | 8,618,773.86         | 6,051,630.02         |         |         | 14,670,403.88         | 4,872,609.57         | 7,365,075.37         |         |         | 12,237,684.94        | 224,165,000.00            | 185,329,596.12        |                                      | 2,432,718.94               |  |  |  |  |  |  |  |  |  |  |  |  |  |  |  |  |  |  |  |  |  |  |
| OO 2 - Higher Education Development Services   | 3 02 00 0000 | 613,635,000.00           | 0   | 613,635,000.00          | 275,000,000.00        | 0                                      | 0           | 0             | 275,000,000.00            | 15,085,320.40        | 66,876,836.83        |         |         | 81,962,157.23         | 9,940,881.50         | 15,965,357.48        |         |         | 25,906,238.98        | 338,635,000.00            | 193,037,842.77        | 0                                    | 56,055,918.25              |  |  |  |  |  |  |  |  |  |  |  |  |  |  |  |  |  |  |  |  |  |  |
| PAP 1 - Formulation of Higher Education Plan and Policies/Priorities on Research and Planning for a systematic documentation, publication and dissemination of information on Higher Education | 3E+14        |                          |   |                         |                       |  |             |               |                           |                      |                      |         |         |                       |                      |                      |         |         |                      |                           |                       |                                      |                            |  |  |  |  |  |  |  |  |  |  |  |  |  |  |  |  |  |  |  |  |  |  |
| MOOE   |              | 82,000,000.00            |   | 82,000,000.00           | 41,000,000.00         |  |             |               | 41,000,000.00             | 3,862,201.22         | 66,767,430.29        |         |         | 70,629,631.51         | 2,328,999.77         | 14,276,696.58        |         |         | 16,605,696.35        | 41,000,000.00             | -29,629,631.51        |                                      | 54,023,935.16              |  |  |  |  |  |  |  |  |  |  |  |  |  |  |  |  |  |  |  |  |  |  |
| PAP 2 - Development of Strategies and Schemes to establish linkages with international institutions of higher education learning   | 3E+14        |                          |   |                         |                       |  |             |               |                           |                      |                      |         |         |                       |                      |                      |         |         |                      |                           |                       |                                      |                            |  |  |  |  |  |  |  |  |  |  |  |  |  |  |  |  |  |  |  |  |  |  |
| MOOE   |              | 311,338,000.00           |   | 311,338,000.00          | 124,000,000.00        |  |             |               | 124,000,000.00            | 8,903,449.88         | 109,406.54           |         |         | 9,012,856.42          | 6,939,433.10         | 792,795.20           |         |         | 7,732,228.30         | 187,338,000.00            | 114,987,143.58        |                                      | 1,280,628.12               |  |  |  |  |  |  |  |  |  |  |  |  |  |  |  |  |  |  |  |  |  |  |
| PAP 3 - Provision of assistance and incentives, scholarships and grants through Student Financial Assistance Programs  | 3E+14        |                          |   |                         |                       |  |             |               |                           |                      |                      |         |         |                       |                      |                      |         |         |                      |                           |                       |                                      |                            |  |  |  |  |  |  |  |  |  |  |  |  |  |  |  |  |  |  |  |  |  |  |
| MOOE   |              | 120,093,000.00           |   | 120,093,000.00          | 60,000,000.00         |  |             |               | 60,000,000.00             | 1,741,612.50         | 0.00                 |         |         | 1,741,612.50          | 354,487.50           | 693,562.50           |         |         | 1,048,050.00         | 60,093,000.00             | 58,258,387.50         |                                      | 693,562.50                 |  |  |  |  |  |  |  |  |  |  |  |  |  |  |  |  |  |  |  |  |  |  |
| PAP 4 - Provision of scholarship to faculty members and HEI administrators   | 3E+14        |                          |   |                         |                       |  |             |               |                           |                      |                      |         |         |                       |                      |                      |         |         |                      |                           |                       |                                      |                            |  |  |  |  |  |  |  |  |  |  |  |  |  |  |  |  |  |  |  |  |  |  |
| MOOE   |              | 90,000,000.00            |   | 90,000,000.00           | 45,000,000.00         |  |             |               | 45,000,000.00             | 0.00                 | 0.00                 |         |         | 0.00                  | 0.00                 | 0.00                 |         |         | 0.00                 | 45,000,000.00             | 45,000,000.00         |                                      | 0.00                       |  |  |  |  |  |  |  |  |  |  |  |  |  |  |  |  |  |  |  |  |  |  |
| PAP 5 - Formulation of policies and guidelines on student affairs and provision of student services  | 3E+14        |                          |   |                         |                       |  |             |               |                           |                      |                      |         |         |                       |                      |                      |         |         |                      |                           |                       |                                      |                            |  |  |  |  |  |  |  |  |  |  |  |  |  |  |  |  |  |  |  |  |  |  |
| MOOE   |              | 10,204,000.00            |   | 10,204,000.00           | 5,000,000.00          |  |             |               | 5,000,000.00              | 578,056.80           | 0.00                 |         |         | 578,056.80            | 317,961.13           | 202,303.20           |         |         | 620,264.33           | 5,204,000.00              | 4,421,943.20          |                                      | 57,792.47                  |  |  |  |  |  |  |  |  |  |  |  |  |  |  |  |  |  |  |  |  |  |  |
| <b>Sub-Total, Automatic Appropriations</b>   |              |                          |   |                         |                       |  |             |               |                           |                      |                      |         |         |                       |                      |                      |         |         |                      |                           |                       |                                      |                            |  |  |  |  |  |  |  |  |  |  |  |  |  |  |  |  |  |  |  |  |  |  |
| <b>HEDF (F151)</b>   |              |                          |   |                         |                       |  |             |               |                           |                      |                      |         |         |                       |                      |                      |         |         |                      |                           |                       |                                      |                            |  |  |  |  |  |  |  |  |  |  |  |  |  |  |  |  |  |  |  |  |  |  |
| MOOE   |              | 1,087,800,000.00         | 0   | 1,087,800,000.00        | 500,000,000.00        | 0                                      | 0           | 0             | 500,000,000.00            | 30,607,587.89        | 75,330,366.72        |         |         | 105,937,954.61        | 19,566,935.09        | 24,835,045.00        |         |         | 44,401,980.09        | 587,800,000.00            | 394,062,045.39        | 0                                    | 61,535,974.52              |  |  |  |  |  |  |  |  |  |  |  |  |  |  |  |  |  |  |  |  |  |  |
| <b>GRAND TOTAL</b>   |              | <b>1,087,800,000.00</b>  | <b>0</b>                                      | <b>1,087,800,000.00</b> | <b>500,000,000.00</b> | <b>0</b>                               | <b>0</b>    | <b>0</b>      | <b>500,000,000.00</b>     | <b>30,607,587.89</b> | <b>75,330,366.72</b> |         |         | <b>105,937,954.61</b> | <b>19,566,935.09</b> | <b>24,835,045.00</b> |         |         | <b>44,401,980.09</b> | <b>587,800,000.00</b>     | <b>394,062,045.39</b> | <b>0</b>                             | <b>61,535,974.52</b>       |  |  |  |  |  |  |  |  |  |  |  |  |  |  |  |  |  |  |  |  |  |  |
| MOOE   |              | 1,087,800,000.00         | 0   | 1,087,800,000.00        | 500,000,000.00        | 0                                      | 0           | 0             | 500,000,000.00            | 30,607,587.89        | 75,330,366.72        |         |         | 105,937,954.61        | 19,566,935.09        | 24,835,045.00        |         |         | 44,401,980.09        | 587,800,000.00            | 394,062,045.39        | 0                                    | 61,535,974.52              |  |  |  |  |  |  |  |  |  |  |  |  |  |  |  |  |  |  |  |  |  |  |
| MFO 1  |              | 474,165,000.00           | 0   | 474,165,000.00          | 225,000,000.00        | 0                                      | 0           | 0             | 225,000,000.00            | 15,522,267.49        | 8,453,529.89         |         |         | 23,975,797.38         | 9,626,053.59         | 8,869,687.52         |         |         | 18,495,741.11        | 249,165,000.00            | 201,024,202.62        | 0                                    | 5,480,056.27               |  |  |  |  |  |  |  |  |  |  |  |  |  |  |  |  |  |  |  |  |  |  |
| MFO 2  |              | 613,635,000.00           | 0   | 613,635,000.00          | 275,000,000.00        | 0                                      | 0           | 0             | 275,000,000.00            | 15,085,320.40        | 66,876,836.83        |         |         | 81,962,157.23         | 9,940,881.50         | 15,965,357.48        |         |         | 25,906,238.98        | 338,635,000.00            | 193,037,842.77        | 0                                    | 56,055,918.25              |  |  |  |  |  |  |  |  |  |  |  |  |  |  |  |  |  |  |  |  |  |  |

Certified Correct:  
  
 LEANA D.S. PATUNGAN  
 Budget Officer III-Designate, HEDF  
 Date:

Certified Correct:  
  
 MYRA PAZ B. MANALO  
 Chief Accountant, HEDF  
 Date:

Recommending Approval:  
  
 ATTY. CHRISTIAN E. RIVERO, CESE  
 OIC, Office of the Director III, HEDF  
 Date:

Approved By:  
  
 J. PROSPERO E. DE VERA, III, DPA  
 Chairman, Commission on Higher Education  
 Date: